
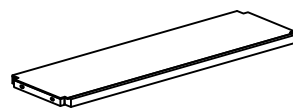
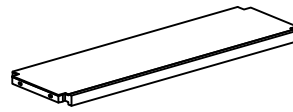
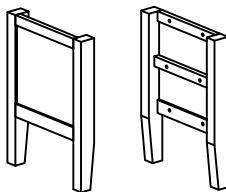
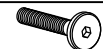



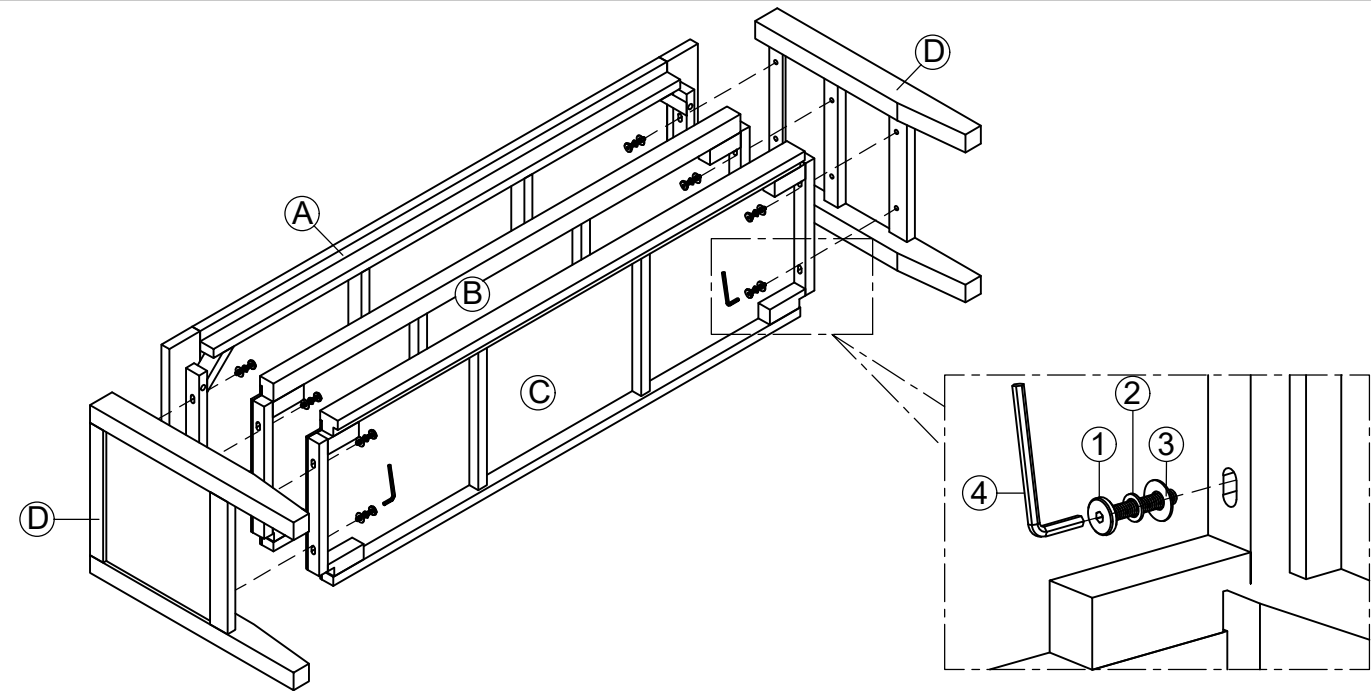


ASSEMBLY INSTRUCTION LARGE TV UINT

| No | Name of Component | Q.ty |
|----|--|------|
| A |  Top Frame | 1 |
| B |  Shelf Frame | 1 |
| C |  Bottom Frame | 1 |
| D |  Side Frame:(Left - Right) | 2 |
| No | Name of Hardware | Q.ty |
| ① | Bolts M6x30  | 12 |
| ② | Spring Washers  | 12 |
| ③ | Flat Washers  | 12 |
| ④ | Allen key K4  | 1 |

STEP 1



FINAL

