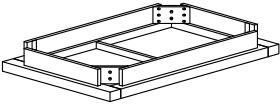
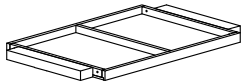








ASSEMBLY INSTRUCTION COFFEE TABLE

No	Name of Component	Q.ty
(A)	 Table top frame	1
(B)	 Shelf	1
(C)	 Leg (Left + Right)	4
No	Name of Hardware	Q.ty
(1)	 Bolt M6 x 50	8
(2)	 Bolt M6 x 35	4
(3)	 Washer Ø7/Ø15 x 1	12
(4)	 Spring Washer Ø7/Ø10	8
(5)	 Allen key (K4)	1

