



CARE OF YOUR KY379 ACCENT CHAIR&STOOL

Do not discard any of the packaging until you have checked the product.

Outlined below are General Care Instructions that will help prolong the look and life of your sofa by preventing wear and damage.

PLEASE NOTE:The Fabric on this product is Flame Retardant treated and therefore should be Specialist Upholstery cleaned only

CLEAN REGULARLY:


- Remove dust by pre-brushing with a soft brush
- Gently Vacuum all areas

SUNLIGHT AND HEAT

- Direct sunlight or heat can cause fabrics to deteriorate or fade. Protect them by situating your furniture out of the way of prolonged direct sunlight or by drawing curtains and blinds when applicable.
- Avoid placing furniture too close to fires or radiators.
- Reduce potential damage by moving items around or changing position so that the same piece or area is not always exposed.



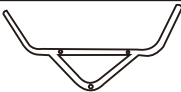
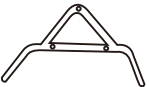

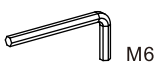
SAFETY WARNINGS

- ENTRAPMENT WARNING:**KEEP HANDS CLEAR WHEN ADJUSTING THE RATCHET MECHANISM TO AVOID FINGER ENTRAPMENT: DO NOT ALLOW CHILDREN TO ADJUST THE MECHANSIM.
- Never allow children to jump on the Sofa .
- Do not allow domestic pets to climb on the sofa chew or claw it; oils and greases from animals will cause deterioration in the appearance of the fabric.
- Sharp objects such as buckles, toys and jewellery can easily snag on the fabric and produce tears and pulls the fabric.
- Hot objects such as the heat from cups and mugs can permanently disfigure upholstery.

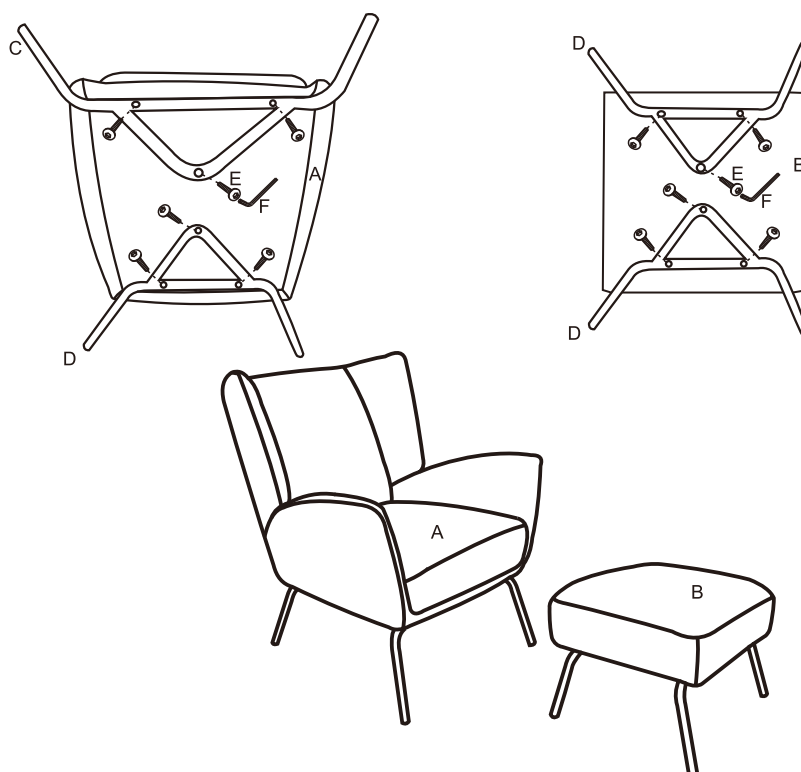


INSTRUCTIONS FOR FIXING LEGS TO KY379 ACCENT CHAIR&STOOL

Assembly Parts:

			CHAIR	STOOL
A		CHAIR	1PC	
B		STOOL		1PC
C		METAL LEG	1PC	
D		METAL LEG	1PC	2PCS
E		BOLT	6PCS	6PCS
F		ALLEN KEY	1PC	1PC

If you have any parts missing contact
 Kyoto Futons Ltd (01778) 380555. sales@kyoto.co.uk



The job is now complete!
 Please dispose of packaging thoughtfully