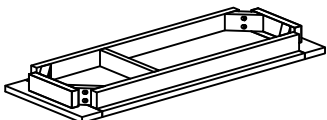
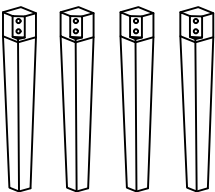
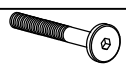





ASSEMBLY INSTRUCTION DINING BENCH 900

No	Name of Component	Q.ty
(A)	 Top Frame	1

(B)	 Legs	4
-----	---	---

No	Name of Hardware	Q.ty
(1)	Bolts M6x60 	8
(2)	Spring Washers 	8
(3)	Flat Washers 	8
(4)	Allen key K4 	1

