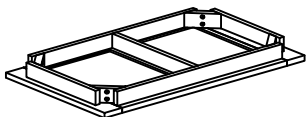
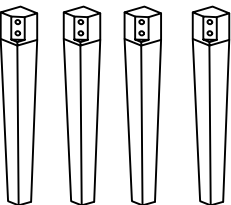
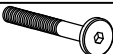





ASSEMBLY INSTRUCTION COFFEE TABLE

No	Name of Component	Q.ty
(A)		1
Top Frame		

(B)		4
Legs		

No	Name of Hardware	Q.ty
(1)	Bolts M6x60 	8
(2)	Spring Washers 	8
(3)	Flat Washers 	8
(4)	Allen key K4 	1

