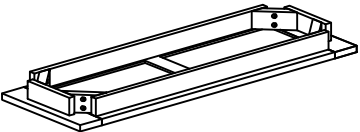
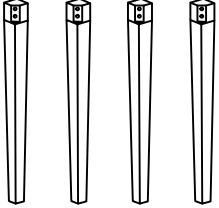
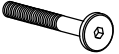





ASSEMBLY INSTRUCTION CONSOLE TABLE

No	Name of Component	Q.ty
(A)	 Top Frame	1

(B)	 Legs	4
-----	---	---

No	Name of Hardware	Q.ty
(1)	 Bolts M6x60	8
(2)	 Spring Washers	8
(3)	 Flat Washers	8
(4)	 Allen key K4	1

