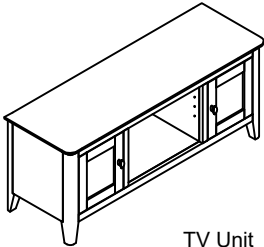




ASSEMBLY INSTRUCTION

G5671- LARGE TV UNIT

No	Name of Component	Q.ty
(A)	 <p style="text-align: center;">TV Unit</p>	1
(B)	 <p style="text-align: center;">Glass Shelf</p>	1
No	Name of Hardware	Q.ty
(1)	 <p style="text-align: center;">Shelve support</p>	4

