
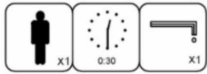


SPECIALIST HOME FURNITURE

A	KH 823-A	 X 2
B	KH 823-B	 X 2
C	KH 823-C	 X 10
D	KH 823-D	 X 1

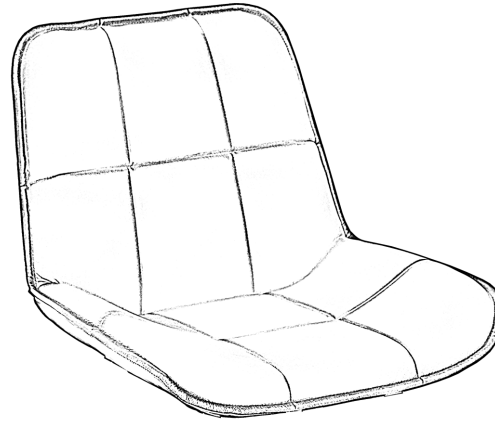


DD1661 LEATHER IRON CHAIR

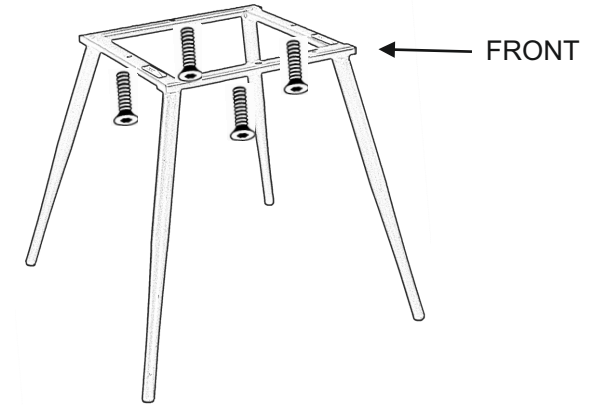
Instruction to be Follow:-

1. Using the bolts and Allen key provided, fix the metal legs to the chair.
2. Then attach all four bolts and fix the legs to the leather seat. Do not tighten the bolts until all metal legs are attached.
3. Once all legs are attached to the seat, tighten the bolts. Ensure all bolts are secure before use.

①



②



③



④

