



LENNOX HEARTH PRODUCTS**Service Replacement Parts List****1500HT / 1500HTL / 1500HTLG (non-catalytic)****14M25, 14M26, 14M27****MODEL YEARS: 1989 - 2005****Wood, Freestanding w/ Pedestal (HT) or Legs (HTL/HTLG), 6" Flue, EPA phase 2, Residential / Mobile Home**

ITEM NO	PART NO	DESCRIPTION
Door Parts		
**	27M67	Clip Set, Glass
3	G6000	Door Assembly, Black (handle included)
**	26M81	Gasket Kit, Door, 3/4" Rope, 10' - RTV adhesive not included
**	27M81	Gasket Kit, Glass (10' w/self adhesive backing)
**	H1835	Glass, Arched 9 1/2 x 15 3/4" (gasket not included)
4	10300	Handle Assembly, Door (does not fit brass doors)
**	11531	Hinge Pin, Retrofit Top (requires drill #3 [.213"] & tap 1/4"-28 UNF. order 2 if set is needed)
**	11529	Hinge Pin 10 L 18, Original, Top / Tall (requires welding)
**	11530	Hinge Pin 10 L 18, Original, Bottom / Short (requires welding)
**	H0981	Torque Plate - longer latch can be subbed H3439
Draft Module Parts		
5	26M28	Module Assembly, Draft (burn rate control)
**	H1828	Spring, Draft Module Handle
Room Air Blower Parts		
**	14M22	Blower Kit (includes Dial-A-Temp)
6	26M22	Power Cord, 8 Ft.
**	H1859	Rheostat, Dial-A-Temp
Miscellaneous Parts		
**	1100	Ash Drawer Assembly
**	1054	Cerawool Pad For Top Marble (requires 1)
**	1051	Cerawool Strip For Ash Lip Marble (order 4 if set is needed)
8	14M66	Duct, Floor, 3" Round (for leg based models)
**	27M80	Gasket Kit, Ash Drawer, 3/8" x 1/8" 16'
**	1135	Knob, Ash Drawer (01135)
**	H0534	Marble Set, Gray, MS1502 (marble gasket, 1ea. 1054 & 4ea. 1051, is provided w/appliance)
**	H0535	Marble Set, Green, MS1505 (marble gasket, 1ea. 1054 & 4ea. 1051, is provided w/appliance)
**	70K99	Paint, Metallic Black, 12 oz Spray Can, 76-141MB (#6309)
**	13009	Trim, Top Louver
Firebox Parts		
**	1100	Ash Drawer (01100)
**	11709	Cover, Ash Dump w/ Gasket 4 1/4 x 4 1/4" (*SN<6001)
1	FB11	Firebrick, 4 1/2 x 4 3/8" Regular (requires 1) ♦
1	FB5	Firebrick, 9 x 2 1/4" w/Notch (requires 1) ♦
1	FB-1	Firebrick, 9 x 4 1/2" Regular (order 6 if set needed) ♦
1	10545	Firebrick, 9 x 4 1/2" w/Notch (order 15 if set needed) FB-2 ♦
**	11811H	Gasket, Ash Dump 4 1/4 x 4 1/4 x 1/2" (*SN<6001) 11811
2	1115	Grate, Cast Iron (*SN>6001) 01115
**	12009	Retainer, 8" Brick



** = No Picture

Right & Left are referred to as viewed from front of unit.

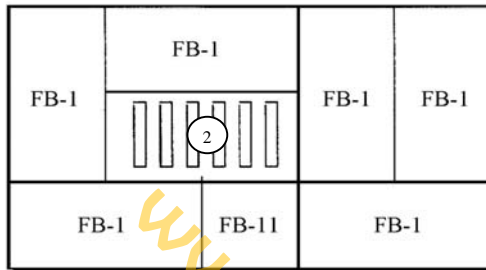
*SN Stove serial number range, parts are compatible with:

">" = greater than # indicated, "<" = less than # indicated, "-" = numbers within range

FIREBRICK

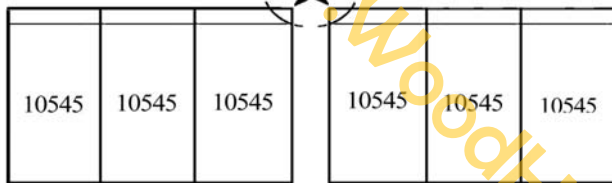
Part/Catalog #	Qty.	Dimensions	Part/Catalog #	Qty.	Dimensions
FB-1	6	9 x 4 1/2"	FB5	1	9 x 2 1/4" w/notch
10545	15	9 x 4 1/2" w/notch	FB11	1	4 1/2" x 4 3/8"
01115	1	Grate	Note: All brick are 1 1/4" thick		

FIREBRICK DIAGRAM ①




BOTTOM

Must Chip Approx 1" x 1" Notches



LEFT

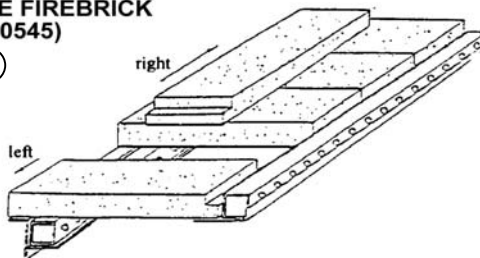
RIGHT



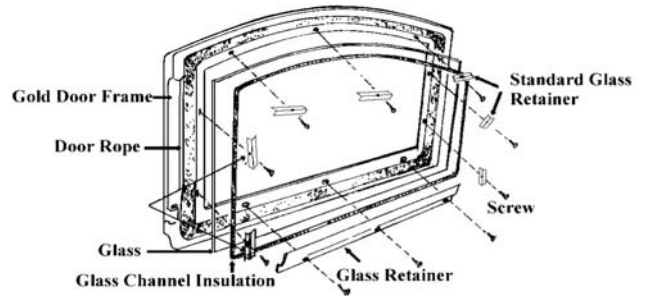
BACK

BAFFLE FIREBRICK (5 ea. 10545)

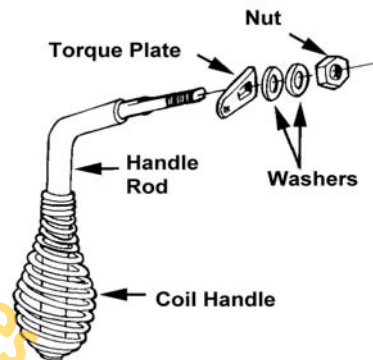
①




DOOR ASSEMBLY ③



HANDLE ASSEMBLY P/N 10300 ④

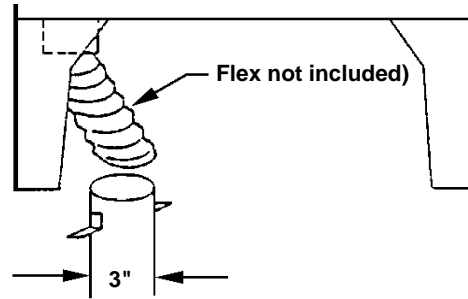


PRIMARY AIR DRAFT MODULE ⑤



⑥

8 Floor Duct - Round
(for units w/leg base)



www.WoodHeatStoves.com