

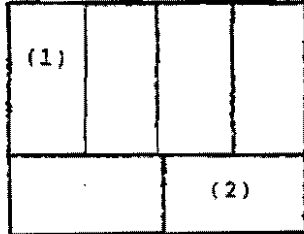
Earth Stove Brick patterns for all stoves + Inserts

WOOD HEAT STOVES & SOLAR

12426 N. Bloomfield Road
Nevada City, CA 95959
(530) 265-8618
www.woodheatstoves.com

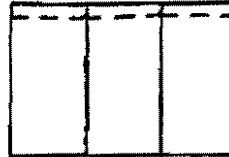
901

BOTTOM
(STANDARD)
9" X 4 1/2"

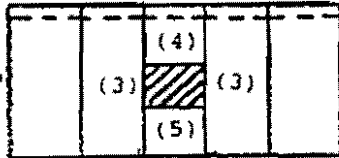


TOTAL NUMBER OF BRICKS
7 - STANDARD BRICKS
16 - NOTCHED BRICKS

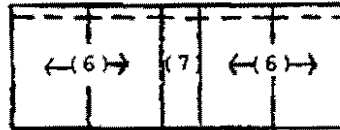
SIDES
(NOTCHED)
9" X 4 1/2"



BACK*
(NOTCHED)
9" X 4 1/2"



FRONT
(NOTCHED)
6" X 4 1/2"***



* NOTE: THE 901 FULL BACK BRICK IS NOT AVAILABLE. PLEASE REPLACE WITH THE FOLLOWING:

- 2 - #76-10 - 6" STAINLESS STEEL BRICK RETAINER
- 1 - #76-8 - SPECIFY 14" BRICK RETAINER FOR 901
- 5 - #FB-2 - NOTCHED BRICK

- CUT BRICKS ARE:
- (1) 9" X 4" STANDARD**
 - (2) 8" 1/4" X 4 1/2" STANDARD**
 - (3) 9" X 3 1/4" NOTCHED**
 - (4) 3 3/4" X 3 1/2" NOTCHED**
 - (5) 3 1/4" X 3 1/2" STANDARD**
 - (6) 6" X 4 1/2" NOTCHED**
 - (7) 6" X 2" NOTCHED**

** BRICKS ARE NOT CUT TO SIZE.

WOOD HEAT STOVES & SOLAR

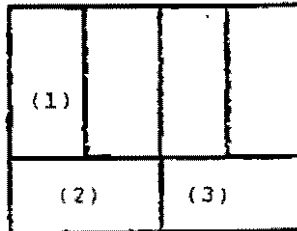
12426 N. Bloomfield Road
Nevada City, CA 95959
(530) 265-8618
www.woodheatstoves.com

BRICK DIAGRAMS MAY VARY AND ARE SUBJECT TO CHANGE

800 SERIES

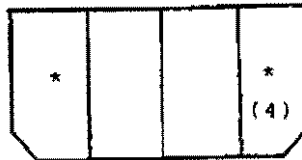
4 1/2" X 9"

BOTTOM
(STANDARD)
4 1/2" X 9"



TOTAL NUMBER OF BRICKS
10 - STANDARD BRICKS

BACK
(STANDARD)
4 1/2" X 9"



* NOTE: THE CORNERS ON THE BACK OUTSIDE BRICKS NEED TO BE ANGLED.

CUT BRICKS ARE: (1) 4" X 9" STANDARD**
(2) 4 1/4" X 9" STANDARD**
(3) 4 1/4" X 8 1/2" STANDARD**
(4) 4" X 9" STANDARD**

** BRICKS ARE NOT CUT TO SIZE

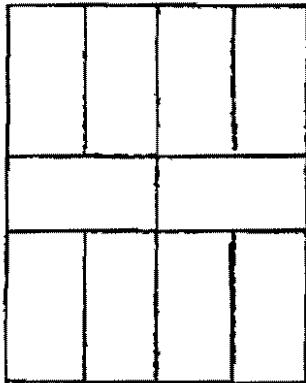
BRICK DIAGRAMS MAY VARY AND ARE SUBJECT TO CHANGE

200 SERIES

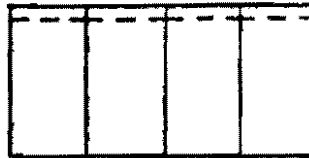
4 1/2" X 9" BRICKS (STANDARD OR NOTCHED)
EACH.

TOTAL NUMBER OF BRICKS
10 - STANDARD BRICKS
14 - NOTCHED BRICKS

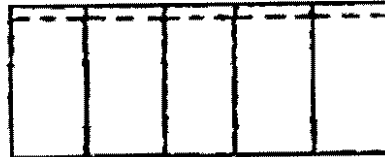
BOTTOM
(STANDARD)
4 1/2" X 9"



BACK
(NOTCHED)
4 1/2" X 9"



SIDES
(NOTCHED)
4 1/2" X 9"



ONE PIECE OF SHEET ROCK (20" X 1" X 1/4") IS ALSO NEEDED TO
REPLACE BRICK SET.

TO REPLACE BRICKS:

1. SHEET ROCK ON EITHER SIDE FIRST
2. REPLACE SIDE BRICKS FIRST
3. REPLACE BACK BRICKS SECOND
4. REPLACE BOTTOM BRICKS LAST

BRICK DIAGRAMS MAY VARY AND ARE SUBJECT TO CHANGE


BV400/BV400C

4 1/2" X 9" BRICKS (STANDARD OR NOTCHED)
EACH. (

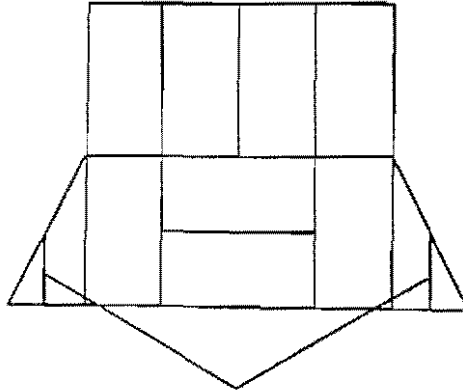
UPPER BACK
(STANDARD)
4 1/2" X 9"



BACK
(NOTCHED)
4 1/2" X 9"



BOTTOM
(STANDARD)
4 1/2" X 9"



TOTAL NUMBER OF BRICKS

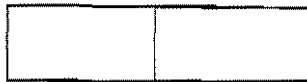
11 - STANDARD BRICKS

4 - NOTCHED BRICKS


FOR ANGLED BRICKS: CUT STANDARD BRICK IN HALF AND TAPER DOWN

BV450C

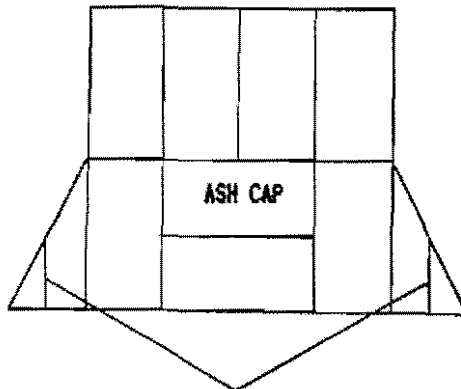
UPPER BACK
(STANDARD)
4 1/2" X 9"



BACK
(NOTCHED)
4 1/2" X 9"



BOTTOM
(STANDARD)
4 1/2" X 9"



TOTAL NUMBER OF BRICKS

11 - STANDARD BRICKS

4 - NOTCHED BRICKS

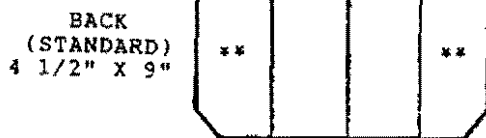
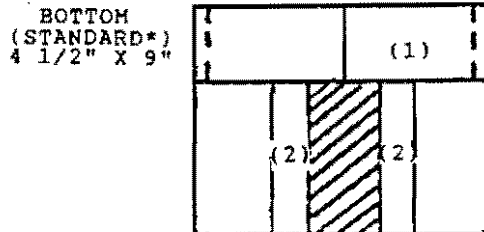
FOR ANGLED BRICKS: CUT STANDARD BRICK IN HALF AND TAPER DOWN

BRICK DIAGRAMS MAY VARY AND ARE SUBJECT TO CHANGE

706/806

4 1/2" X 9" BRICKS (STANDARD OR NOTCHED)

TOTAL NUMBER OF BRICKS
8 - STANDARD BRICKS
2 - NOTCHED BRICKS



* NOTE: THE BOTTOM BACK BRICKS ARE NOTCHED.

** NOTE: THE CORNERS ON THE BACK OUTSIDE BRICKS NEED TO BE ANGLED.

CUT BRICKS ARE: (1) 4 1/2" X 8 1/2" NOTCHED***
(2) 1 1/4" X 9" STANDARD***

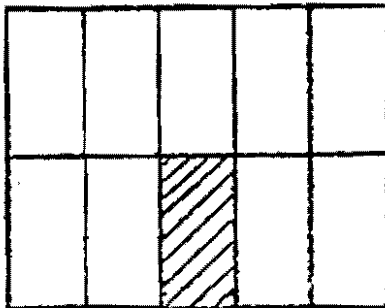
*** BRICKS ARE NOT CUT TO SIZE

BRICK DIAGRAMS MAY VARY AND ARE SUBJECT TO CHANGE

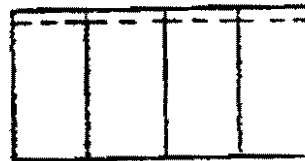
4 1/2" X 9" BRICKS
EACH

TOTAL NUMBER OF BRICKS
11 - STANDARD BRICKS
13 - NOTCHED BRICKS

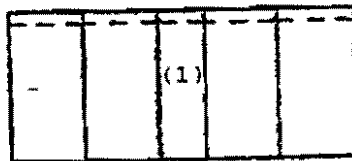
BOTTOM
(STANDARD)
4 1/2" X 9"



SIDES
(NOTCHED)
4 1/2" X 9"



BACK
(NOTCHED)
4 1/2" X 9"



FRONT
(STANDARD)
4" X 4 1/2"*

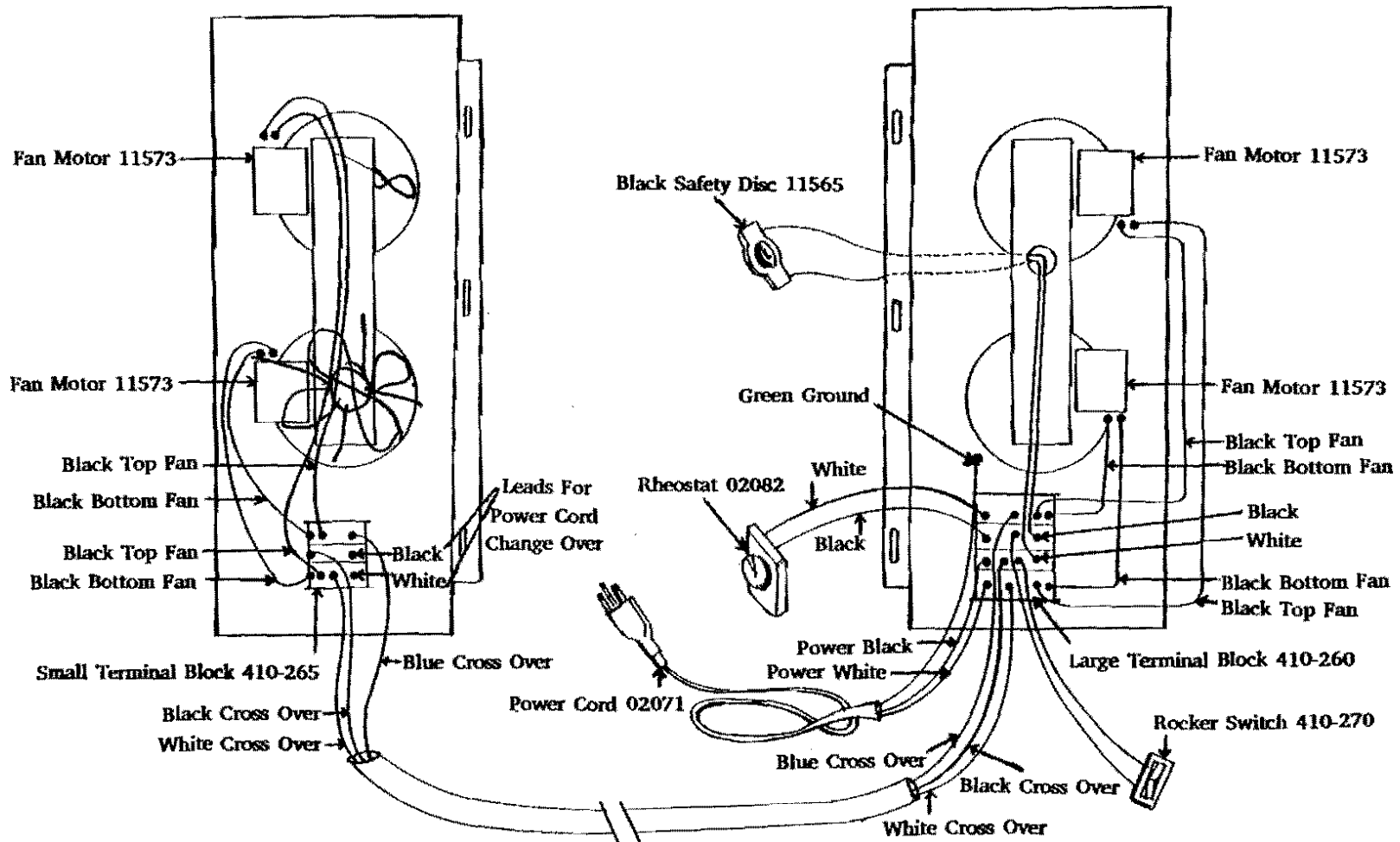


CUT BRICKS ARE: (1) 3 1/2" X 9" NOTCHED*
(2) 4" X 4 1/2" STANDARD*

* BRICKS ARE NOT CUT TO SIZE

BRICK DIAGRAMS MAY VARY AND ARE SUBJECT TO CHANGE

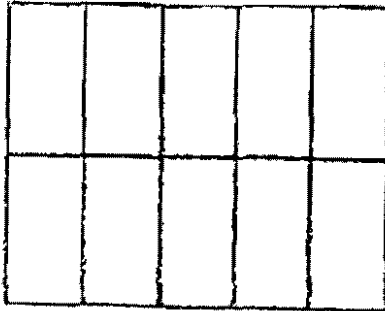
BV400C/2800HT COMPLETE FAN ASSEMBLY



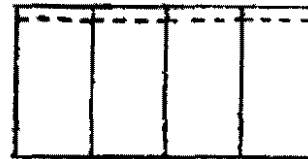
101, 105 AND 102B

TOTAL NUMBER OF BRICKS
 11 - STANDARD BRICKS
 19 - NOTCHED BRICKS

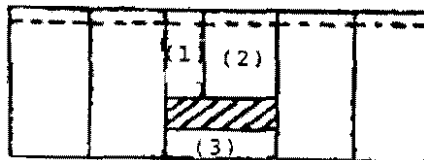
BOTTOM
 (STANDARD)
 4 1/2" X 9"



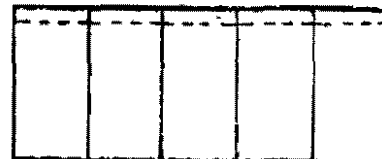
SIDES
 (NOTCHED)
 4 1/2" X 9"



BACK*
 (NOTCHED)
 4 1/2" X 9"



FRONT
 (NOTCHED)
 4 1/2" X 9"



* NOTE: THE 101/701 FULL BACK BRICKS ARE NOT AVAILABLE. PLEASE REPLACE WITH THE FOLLOWING:

- 2 - #76-10 - 6" STAINLESS STEEL BRICK RETAINER
- 1 - #76-8 - 20" BRICK RETAINER*
- 6 - #FB-2 - NOTCHED BRICK (4 1/2" X 9")
- 1 - #FB-1 - STANDARD BRICK (4 1/2" X 9")

CUT BRICKS ARE: (1) 1 1/2" X 4 1/2" NOTCHED**
 (2) 4 1/2" X 4 1/2" NOTCHED**
 (3) 6" X 2" STANDARD**

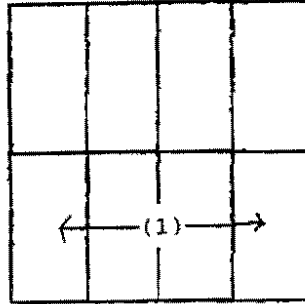
** BRICKS ARE NOT CUT TO SIZE

BRICK DIAGRAMS MAY VARY AND ARE SUBJECT TO CHANGE

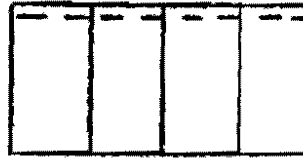
1001 (1985 MODEL)

4 1/2" X 9"

BOTTOM
(STANDARD)
4 1/2" X 9"
4 1/2" X 7"*

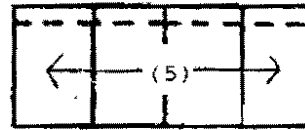
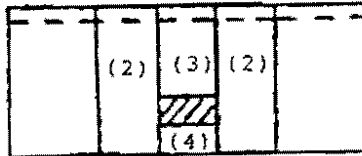


TOTAL NUMBER OF BRICKS
9 - STANDARD BRICKS
17 - NOTCHED BRICKS



SIDES
(NOTCHED)
4 1/2" X 9"

BACK
(NOTCHED)
4 1/2" X 9"



FRONT
(NOTCHED)
4 1/2" X 7 1/2"*

CUT BRICKS ARE: (1) 4 1/2" X 7" STANDARD*
(2) 2 1/4" X 9" NOTCHED*
(3) 4" X 3 7/8" NOTCHED*
(4) 4" X 3 1/2" STANDARD*
(5) 4 1/2" X 7 1/2" NOTCHED*

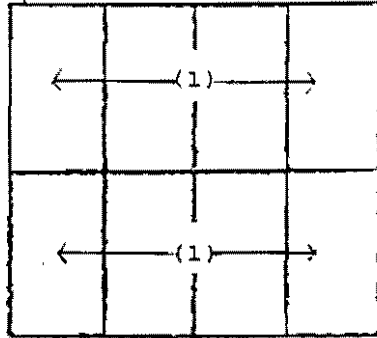
* BRICKS ARE NOT CUT TO SIZE

BRICK DIAGRAMS MAY VARY AND ARE SUBJECT TO CHANGE

1001/1005

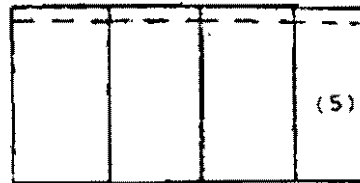
(FOR MODELS PRIOR TO 1985)

BOTTOM
(STANDARD)
4 1/2" X 8 1/4"***

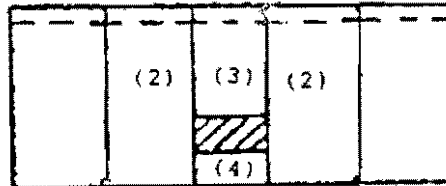


TOTAL NUMBER OF BRICKS
9 - STANDARD BRICKS
17 - NOTCHED BRICKS

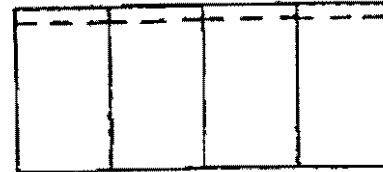
SIDES
(NOTCHED)
4 1/2" X 9"



BACK*
(NOTCHED)
4 1/2" X 9"



FRONT
(NOTCHED)
4 1/2" X 8"***



* NOTE: THE 1001 FULL BACK BRICK IS NOT AVAILABLE. PLEASE REPLACE WITH THE FOLLOWING:

- 2 - #76-10 - 6" STAINLESS STEEL BRICK RETAINER
- 1 - #76-8 - SPECIFY 14" BRICK RETAINER FOR 1001
- 5 - #FB-2 - NOTCHED BRICK

CUT BRICKS ARE: (1) 4 1/2" X 8 1/4" NOTCHED**
(2) 4" X 9" NOTCHED**
(3) 3 1/2" X 4 1/2" NOTCHED**
(4) 2" X 3 1/2" STANDARD**
(5) 3 1/8" X 9" NOTCHED

** BRICKS ARE NOT CUT TO SIZE

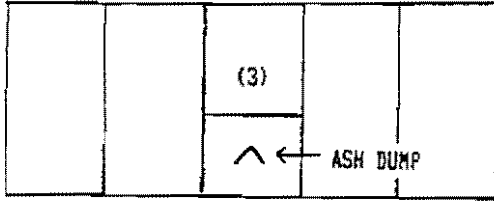
BRICK DIAGRAMS MAY VARY AND ARE SUBJECT TO CHANGE

1000HT, 2000HT, 1100HT AND 2200HT

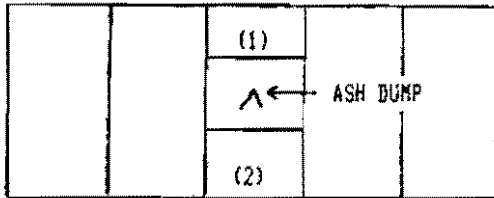
4 1/2" X 9" BRICKS

TOTAL NUMBER OF BRICKS
 9 - STANDARD BRICKS
 10 - NOTCHED BRICKS

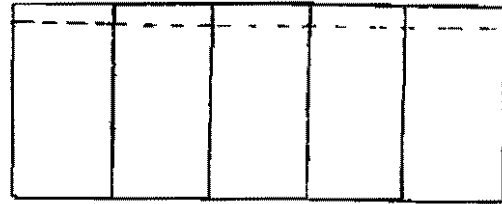
BOTTOM BRICK PATTERN COULD BE ONE OF THE FOLLOWING:



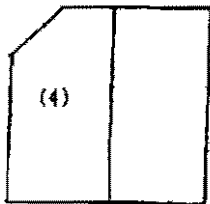
(OR)



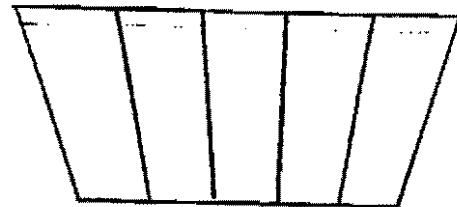
BOTTOM
(STANDARD)



BACK
(NOTCHED)



SIDE
(STANDARD)



BAFFLE
(NOTCHED)

CUT BRICKS ARE: (1) 2 1/4" X 4 1/2" *
 (2) 2 1/2" X 4 1/2" *

(3) 4" X 4 1/2" *
 (4) TAKE DOWN BACK CORNER
 UNDER BAFFLE

* BRICKS ARE NOT CUT TO SIZE

BRICK DIAGRAMS MAY VARY AND ARE SUBJECT TO CHANGE

1002C AND 1002CL

4 1/2" X 9" BRICKS

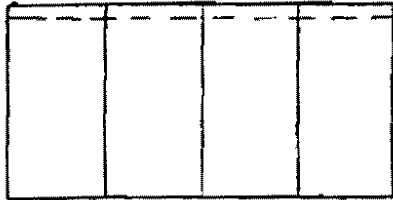
E

TOTAL NUMBER OF BRICKS
 9 - STANDARD BRICKS
 12 - NOTCHED BRICKS

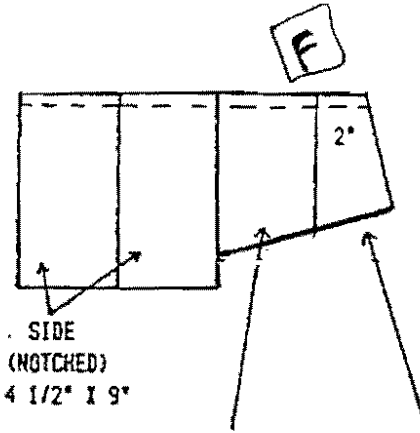

UPPER BACK
 (STANDARD)
 4 1/2" X 9"



BACK
 (NOTCHED)
 4 1/2" X 9"



BOTTOM
 (STANDARD)
 4 1/2" X 9"




SIDE BRICKS:
 L.Side 4 1/2" X 7 1/2"**
 R.Side 4 1/2" X 7" ANGLD

L.Side 2 3/4" X 7" **
 R.Side 2 3/4" X 6 1/2" ANGLD

* BRICKS ARE NOT CUT TO SIZE

BOTTOM
 (STANDARD)
 4 1/2" X 9"



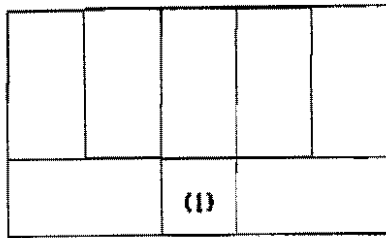
Same bricking pattern for both stoves except the bottom:
 1002C - Uses ash grate
 1002CL - Uses all brick

BRICK DIAGRAMS MAY VARY AND ARE SUBJECT TO CHANGE

1400HT AND 1500HT

4 1/2" X 9" BRICKS (STANDARD OR NOTCHED)

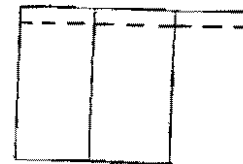
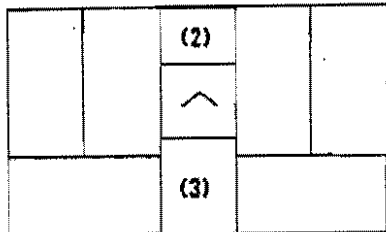
BOTTOM FOR 1400HT
(STANDARD)
4 1/2" X 9"



BACK
(NOTCHED)
4 1/2" X 9"

TOTAL NUMBER OF BRICKS
8 - STANDARD BRICKS
16 - NOTCHED BRICKS

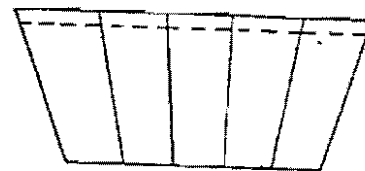
BOTTOM FOR 1500HT
(STANDARD)
4 1/2" X 9"



SIDES
(NOTCHED)
4 1/2" X 9"

CUT BRICKS ARE: (1) 4 1/2" X 4 1/2"*
(2) 3 1/2" X 4 1/2"*
(3) 5 1/4" X 4 1/2"*
(4) 2 1/4" X 9"*

* BRICKS ARE NOT CUT TO SIZE

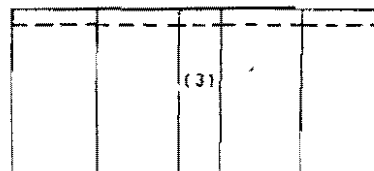
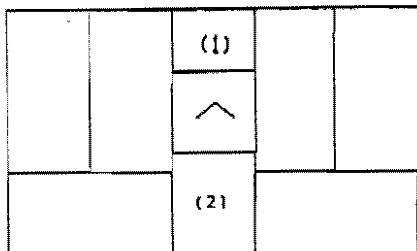


BAFFLE
(NOTCHED)
4 1/2" X 9"

Jansen

2500HT

BOTTOM
(STANDARD)
4 1/2" X 9"

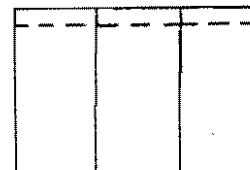


BACK
(NOTCHED)
4 1/2" X 9"

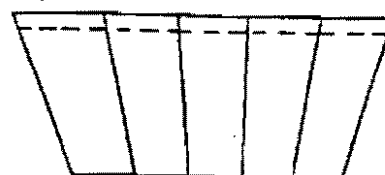
TOTAL NUMBER OF BRICKS
8 - STANDARD BRICKS
16 - NOTCHED BRICKS

CUT BRICKS ARE: (1) 3 1/2" X 4 1/2"*
(2) 5 1/4" X 4 1/2"*
(3) 2 1/4" X 9"*

* BRICKS ARE NOT CUT TO SIZE



SIDES
(NOTCHED)
4 1/2" X 9"



BAFFLE
(NOTCHED)
4 1/2" X 9"

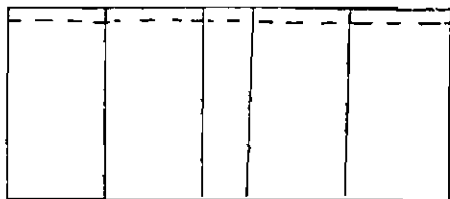
Jansen

BRICK DIAGRAMS MAY VARY AND ARE SUBJECT TO CHANGE

BV4000/BV4000C

4 1/2" X 9" BRICKS ()
EACH

BACK
(NOTCHED)

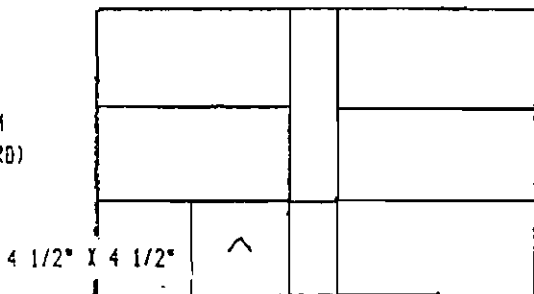


1 1/4" x 9"*



3" X 9" *
UPPER BACK
(STANDARD)

BOTTOM
(STANDARD)



ASH COVER

* BRICKS ARE NOT CUT TO SIZE

TOTAL NUMBER OF BRICKS

- 9 - STANDARD BRICKS
- 5 - NOTCHED BRICKS

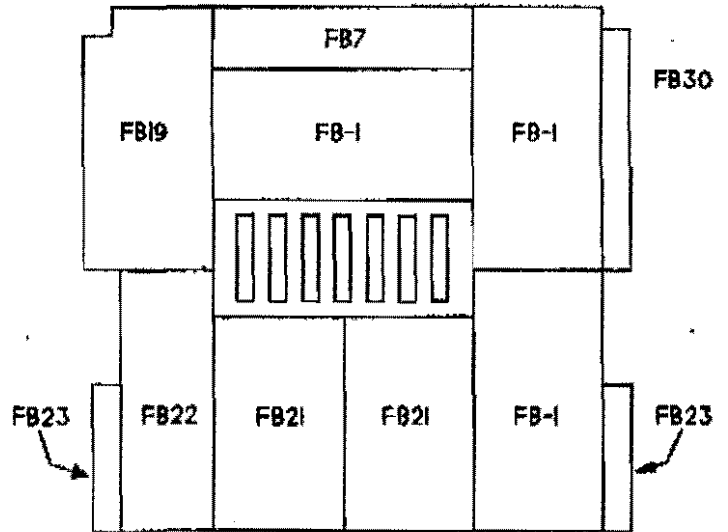
SIDE BRICKS ARE NOT USED IN THE BV4000C INSERT

BRICK DIAGRAMS MAY VARY AND ARE SUBJECT TO CHANGE

1800HT BRICK PATTERN
1800HT

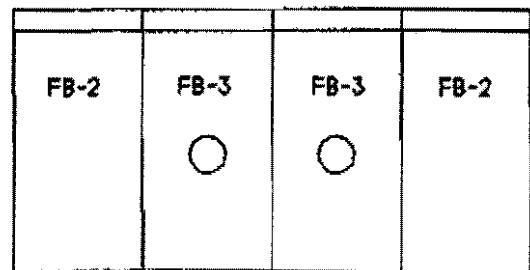
1800HT

PART	QTY	DIMENSIONS
FB-1	3	9 X 4.5 REGULAR
FB-2	8	9 X 4.5 NOTCH
FB-3	2	9 X 4.5 SPECIAL W/HOLE
FB7	1	9 X 2.125 REGULAR
FB19	1	9.0 X 4.5 W/CUTOUT
FB21	2	7.375 X 4.5 REGULAR
FB22	1	9 X 3.25 REGULAR
FB23	2	5 X 1 REGULAR
FB30	1	8.25 X 1 REGULAR

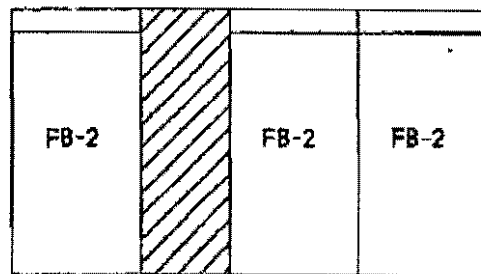


BOTTOM

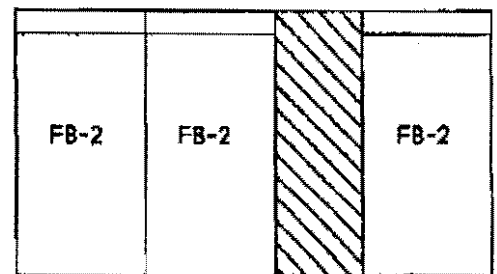
WOOD HEAT STOVES & SOLAR
12426 N. Bloomfield Road
Nevada City, CA 95959
(530) 265-8618
www.woodheatstoves.com



BACK



LEFT



RIGHT

