



ZooziiSweetHeart Press Tutorial


Make your foot print the same size as the flat part of the inside cavity. The press will move the glass into the faceted area, which is how you get a nice hole.



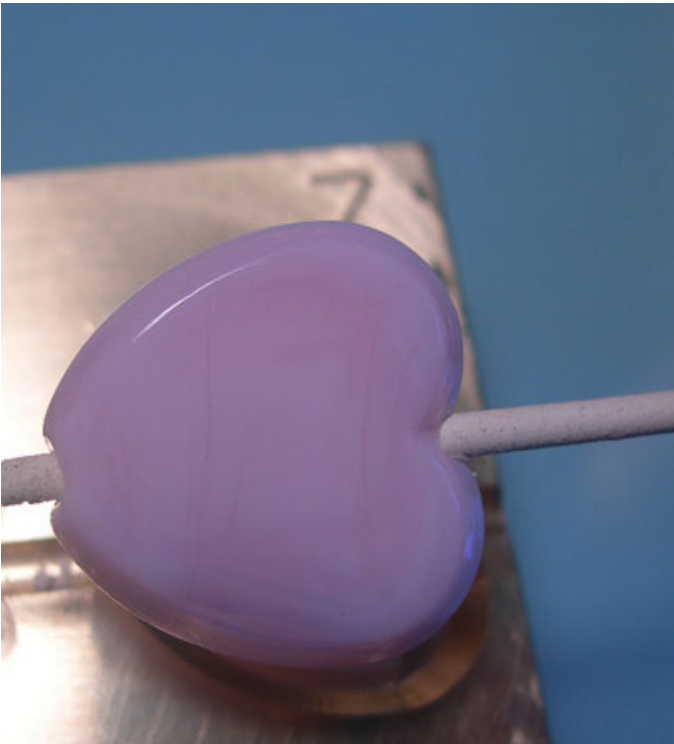
Build up the end of the footprint that will form the bumps of the heart.




Build up next between the bottom of the footprint, and the already built up top end.



Press



Fire polish.



There are 6 sizes available of this shape.

