



FEATURES


- Output constant voltage
- Compatible with forward-phase, triac, MLV dimmers
- Strong compatibility, flicker-free dimming
- Universal AC input: 100-130VAC
- Power factor: up to 0.65
- High efficiency: up to 84%
- Protection: short circuit/over loading/over current/over temp
- Full-protection aluminum housing
- Easy installation
- Suitable for LED lighting and moving sign applications
- Cooling by air convection
- Compliant with worldwide safety regulations for lighting

25W MIRAGE™ DIMMABLE DRIVER SPECIFICATIONS

Model		FA-MI-TD-12V-25W		FA-MI-TD-24V-25W	
Certificates		ETL, CETL, FCC, Class 2		ETL, CETL, FCC, Class 2	
Output	DC Voltage	12V		24V	
	Voltage Tolerance	±0.5V			
	Rated Current	2.1A		1.05A	
	Rated Power	25W			
Input	Voltage Range	100 ~ 130VAC			
	Frequency Range	50 ~ 60HZ			
	Power Factor (Typ.)	0.65			
	Efficiency (Typ.)	83%		84%	
	AC Current (Max.)	.9A/100VAC		.9A/100VAC	
	Leakage Current	<0.70mA/110VAC			
Protection	Short Circuit	Hiccup mode, recovers automatically after fault condition is removed			
	Over Current	≤1.2*I out			
	Over Loading	≤120%			
	Over Temperature	212°F±50°F shut down o/p voltage, re–power on to recover			
Environment	Working Temperature	-40°F ~ +158°F			
	Working Humidity	20 ~ 90%RH, non-condensing			
	Storage Temp Humidity	-40°F ~ +176°F, 10 ~ 95%RH			
	Temperature Coefficient	±1%/°F (0 ~ 122°F)			
	Vibration	10 ~ 500Hz, 5G 10 min./1 cycle, period for 60 min. each along X, Y, Z axes			
Safety & EMC	Safety Standards	UL8750+UL1310			
	Withstand Voltage	I/P-O/P:1500KVAC			
	Isolation Resistance	I/P-O/P:100MΩ/500VDC/77°F/70%RH			
	EMC Emission	FCC Part 15 B			
Loading	1. Loading should be 5-100%. 2. All parameters if NOT specially mentioned are measured at 110VAC input, rated load, and 77°F of ambient temperature. 3. To extend the driver’s user life, please reduce the loading at lower input voltage.				

PRODUCT DIMENSIONS

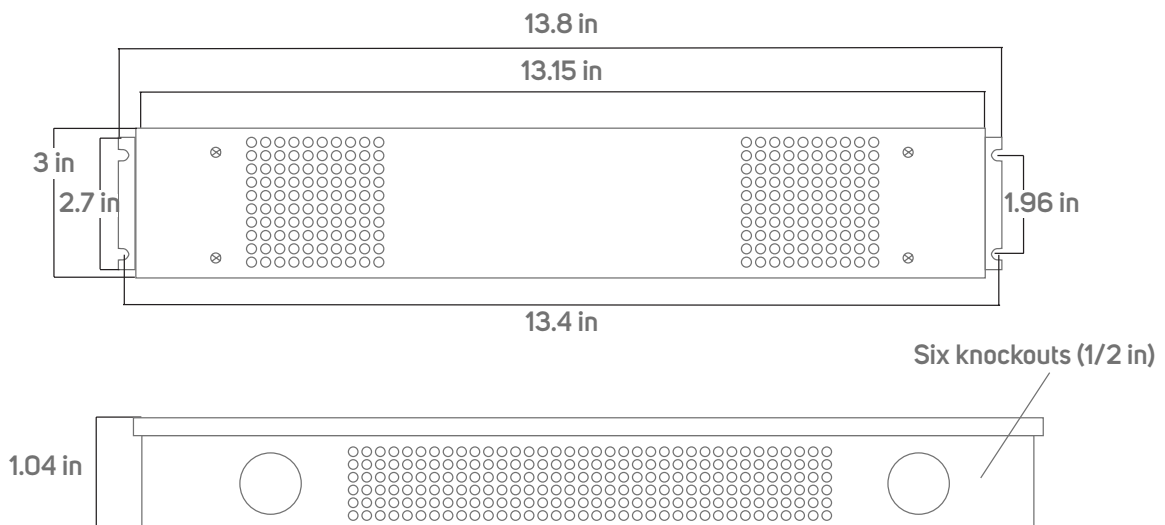
25W MIRAGE™ DRIVER



Input black and white wires to be connected to AC. Green wire to be connected to ground. Output red and black wires to be connected to LED lighting.

25W MIRAGE™ DRIVER WITH JUNCTION BOX

FA-MI-TD-12V-25W-J / FA-MI-TD-24V-25W-J



	DRIVER	DRIVER WITH JUNCTION BOX
Net Weight Driver	1.7 lbs	1.98 lbs
Size	13.8 in x 3.03 in x .1.04 in (L x W x H)	13.8 in x 3.03 x 1.45 in (L x W x H)
Packing	16.9 in x 27.4 in x 5.5 in 20PCS/CTN	16.9 in x 15.5 in x 7.1 in 10PCS/CTN

DIMMING OPERATIONS

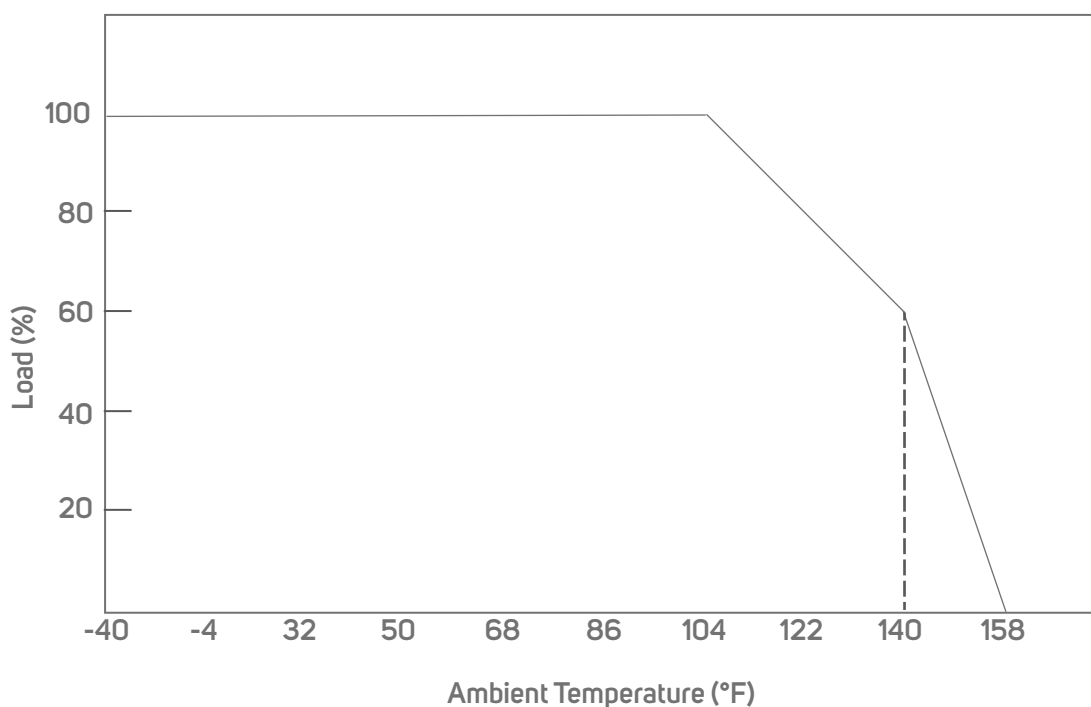
- Dimmable with forward phase (leading edge, magnetic low voltage), triac dimmers.
- The pulse-width modulation (PWM) of output voltage can be adjusted through input terminal of the AC phase line (L) by connecting a phase/triac dimmer.
- Usually matching with forward phase, leading edge, magnetic low-voltage triac dimmers.
- Please try to use dimmers with power at least 2.5 times as the output power of the driver.



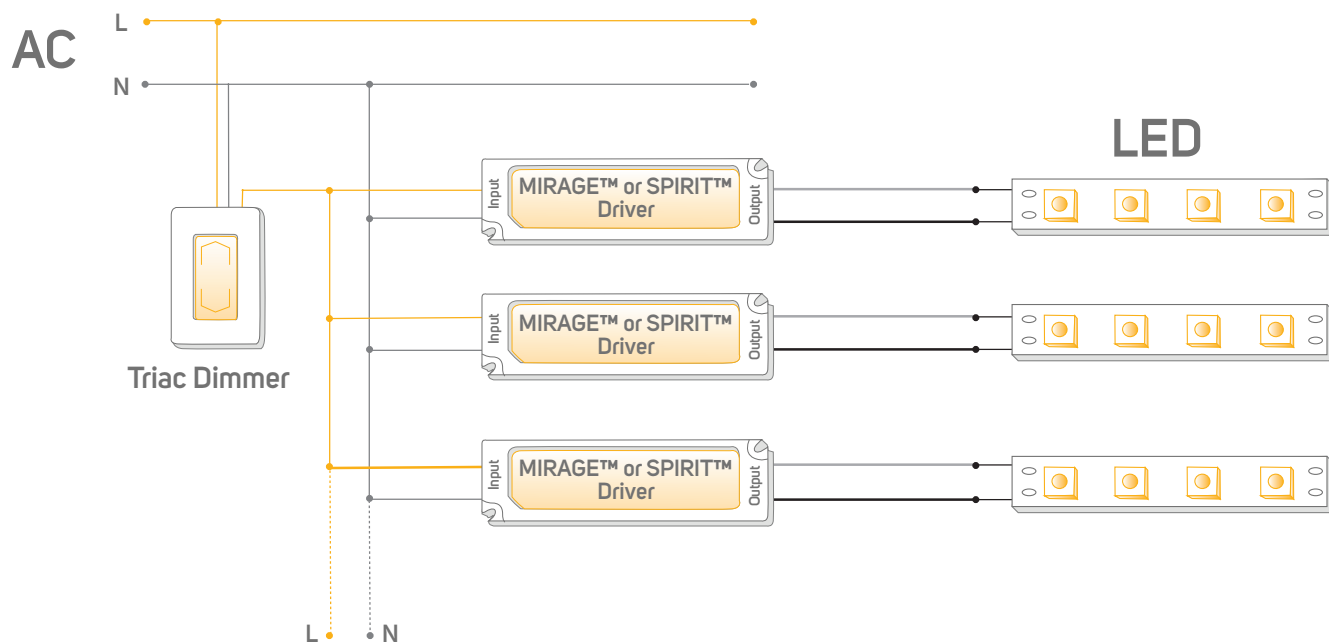
WARNING

- **Prevent reverse polarity.** Make sure output polarity is correct: RED "+"; BLACK "-".
- **Risk of electric shock.** When used outdoors, install only on a circuit protected by a Class A GFCI.
- **Risk of electric fire.** Installation involves special wiring methods to run wiring through a building structure. Consult a qualified electrician.
- **Risk of electric shock.** Mount the unit at a height greater than 1ft. from the ground surface.

DERATING CURVE



To extend the life of your driver, refer to the derating curve and derate according to the temperature.

CONNECTION DIAGRAM**HAVE QUESTIONS OR NEED HELP WITH YOUR LED SYSTEM?**

Contact our technical support team at **1.844.631.9045**

or email us at support@fantomled.com.

Visit us online at **www.fantomled.com**