

Order Form

Channel Rod Configurations

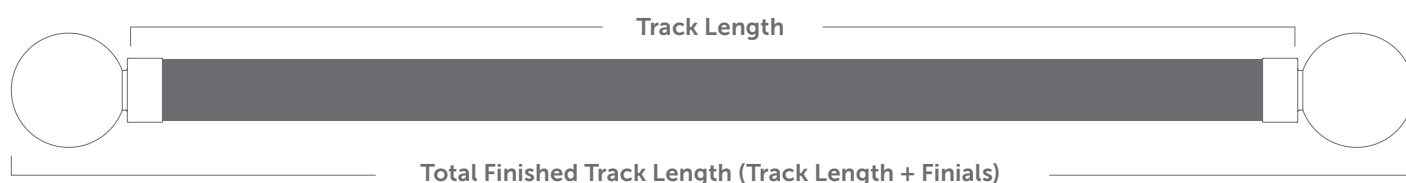
Send orders to: orderdesk@uniquefinefabrics.com

Company Name		Contact	
Account Number		Telephone	
e-mail			

Shipping Address	Street	Unit/Apt#	
Province/State		Country	Zip/Postal Code














Tag Name		PO#	
----------	--	-----	--

Measuring:



NOTE: When Measuring for your drapery hardware, please remember that the finials/end caps add an extra amount of length to the total track product. See below for measurements and total length chart.

Finials and Track:

		Finial Colors					Track Colors					Pair of Finial Adds to Total Length	Track Length	Total Finished Length (Track length + Finials)
		AP	BB	MB	PN	SN	AP	BB	MB	PN	SN			
	SFN1											5.5"	+	=
	SFN2											4.5"	+	=
	SFN3											5.5"	+	=
	SFN4											6.5"	+	=
	SFN5											6.5"	+	=
	SFN6											4.5"	+	=
	SFN7											6.25"	+	=
	SFN8											5.25"	+	=
	SFN9											5.5"	+	=
	SFN10											2.5"	+	=
	SEC											0.25"	+	=
	SCAC											1.25"	+	=
	SCEP											0.25"	+	=

Maximum recommended lengths are 96" for one way draws and 192" for Center Draws. Center draws greater than 96" consists of two equal rod lengths (including pulleys), also includes rod joint and cover. Please contact customer service for more information on longer tracks.


Select The Required Mounting:


			Finial Colors					
								Notes:
	Ceiling Flush Mount	SFM						Ceiling Flush Mount only works with SECP and SCAC
	Ceiling Mount	SCM						Ceiling Mount (SCM) only works with SFN10, SCAC, SEC, and SCEP
	Single Wall Bracket	SSV						
	Extended Single Wall	SXLV						
	Double Wall Bracket	SDV						
	Adjustable Bracket	SAB						
	Wall Mount	SWM						


Up to 72" – **3 brackets** | 73" - 96" – **4 brackets** | 97" - 144" – **5 brackets** | 145" - 192" – **7 brackets**

Additional Brackets Quantity:

Select Tape Colour

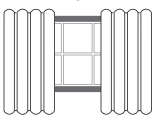
Clear  XTP-CL

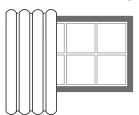
White  XTP-WH

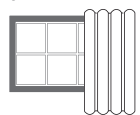
Black  XTP-BL

Tape not required

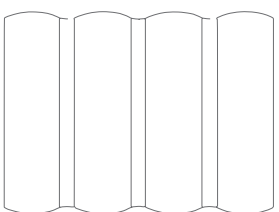
Select An Opening Style

Center 

One way Left 

One way Right 

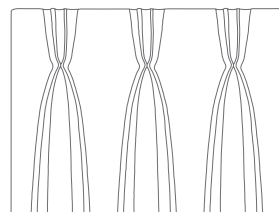
Select A Drapery Style

Ripplefold 

Fullness:

60% 80%
 100% 120%

or

Pinch Pleat 
 3 Ball bearing carriers per foot.

– or –

Specified Quantity

Select Master Carrier(s)

If you chose Ripplefold above, these are the Master Carriers to choose from.

	Butt Master Ripplefold	XBML XBMR
	Under/Overlap Ripplefold	SMS6L SMS6R


No Master Carrier Required


If you chose Pinch Pleat above, these are the Master Carriers to choose from.


	Under/Overlap Pinch Pleat	SM8L SM8R
--	------------------------------	--------------


No Master Carrier Required


Select Wand:

 TWND AP

 TWND BB

 TWND MB

 TWND PN

 TWND SN