



1MORE Bluetooth® Over-Ear Headphones User Guide 万魔轻智能头戴式耳机用户指南

Main Functions



Answer/End Call/
Play/Pause: Press once
Decline Call: Press and hold
Last Number Redial: Press twice



As soon as the power turns on, the "discoverable" mode starts automatically.



Increase Volume: Press once
Previous Track: Press and hold



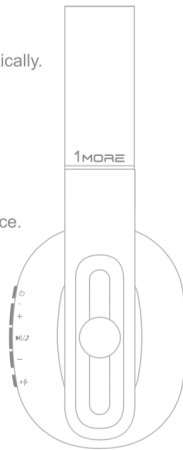
Download the 1MORE APP and customize settings to your preference.



Decrease Volume: Press once
Next Track: Press and hold



Power On: Press and hold
Power Off: Press and hold



Bluetooth Pairing



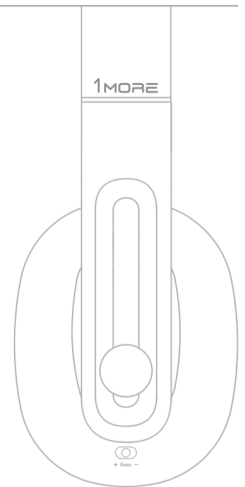
For subsequent product pairing, when the headphones are on, press and hold the multi-function button for 5 seconds to enter the "discoverable" mode.



Micro USB Charging Interface
The red light is on while charging. When charging is finished, the red light will turn off.
*Bluetooth turns off once the Micro USB charging cable is inserted.



Bass adjustment key
Use the slider key to boost or lower the bass.
Please note: The above functions may be different with some devices.



Controls

Incoming Call

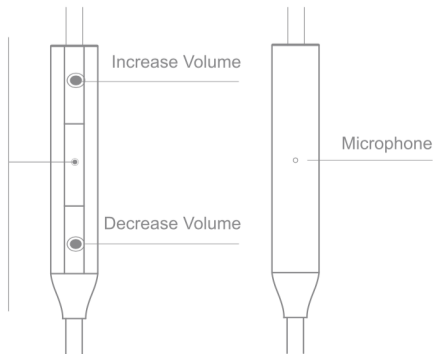
Answer/End Call: Press once
Decline/End Call: Press and hold

Music

Play/Pause: Press once
Next Track: Press twice
Previous Track: Press three times

Voice Control

Press and hold



Extra Function

Successfully Connected

The indicator light turns blue, flashing once every 7 seconds.

Low Battery

The indicator light turns red, flashing twice every 3 seconds.

Delete Pairing List

Press and hold Vol+ and Vol- for 5 seconds. The headphones will switch to automatic "discoverable" mode.

Two Phone Calls at The Same Time

1. Answer: To accept a second call, press the multi-function button. To switch between calls, press the multi-function button.
2. Decline: To decline an incoming call, press and hold the multi-function button for 3 seconds.
3. End Call: To hang up on the call you are currently on, press the multi-function button twice.

*Please check if your carrier supports this function.

*Some Android devices may not support this function.

The headphones are compatible with iOS and Android devices that follow the CTIA standard
*For Android devices, volume/selection functions may vary depending on the manufacturer. See device instruction manual for details.
The build-in software in your device may vary depending on the manufacturer. See device instruction manual for details.

Product Usage Warning

The MK802 headphones are not foldable. The headband is made of tenacious and durable steel, plastic and titanium. These materials extend the headphones' useful life and prevent most accidental breakages. In order to prevent damage to the headband, please do not bend it excessively.



Hearing Protection

In order to protect your hearing, the MK802 headphones will intelligently adjust the volume to an acceptable level based on the sound intensity of current content and total play time.

Charging

The indicator light is red while charging and turns off when charging is complete.

Battery Level Display

The headphones are preprogramed to support the battery level display in iOS. For Android devices, please download the 1MORE app for battery level display.

Multi-Device Connection

When the headphones are connected to two devices, they will only play music for one of the devices.

*You might hear interruptions when the headphones are connected to two devices.

Out of Wireless Connection Range

The headphones will try to reconnect for 5 minutes. After this, they will turn off automatically if not connected to any device.

Turn off Bluetooth

Bluetooth turns off once the 3.5mm cable or the Micro USB charging cable is inserted.

Limited Warranty

1MORE products are warranted against defects in materials and craftsmanship for a period of one year from the date of the original retail purchase, when used in accordance with 1MORE's user manuals. Under this warranty, your claim can be directed to 1MORE, even if you purchased the product from an authorized third party.

During the warranty period, 1MORE will, at its sole option, repair or replace the original, defective parts or issue a refund in the amount of the original purchase price. This warranty does not include damage resulting from accidents, or from improper use, maintenance, or repair, or from other causes that are not defects in materials or craftsmanship.

For full warranty details, please visit www.1more.com

We Appreciate Your Business

We know you will enjoy new 1MORE headphones as much as we do. At 1MORE, we value your satisfaction. If you would like more details on this product or any of our other products, please visit us online by scanning the QR code.

Go to www.1more.com and sign up for VIP, and 1MORE will treat you like one.

Electrical and electronic equipment, parts and batteries marked with this symbol must not be disposed of with normal household wastage, it must be collected and disposed of separately to protect the environment.

Your 1MORE retailer will advise you of the correct way of disposal in your country. Do not expose batteries or battery packs to excessive heat such as sunshine, fire or the like.

FCC

This device complies with FCC radiation exposure limits set forth for an uncontrolled environment.

This device complies with Part 15 of the FCC Rules. Operation is subject to the following two conditions: (1) this device may not cause harmful interference, and (2) this device must accept any interference received, including interference that may cause undesired operation.

Caution!

Any changes or modifications not expressly approved by the party responsible for compliance could void the user's authority to operate the equipment.

Hereby, we declares that this Radio LAN device is in compliance with the essential requirements and other relevant provisions of Directive 1999/5/EC.