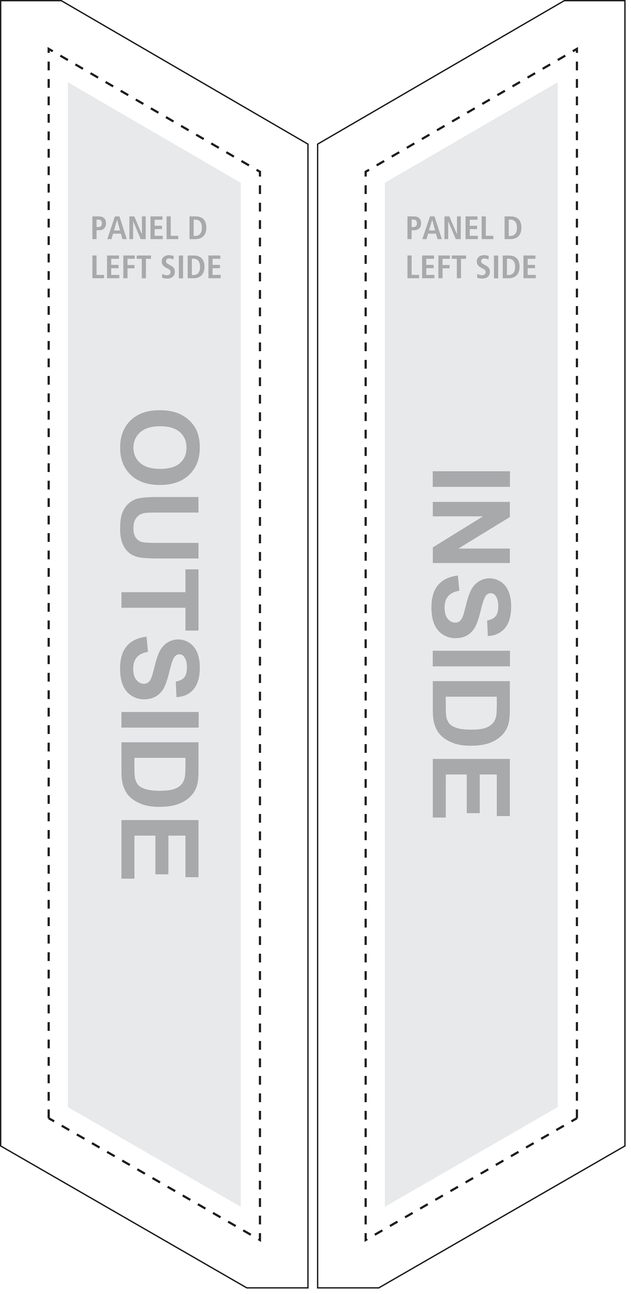

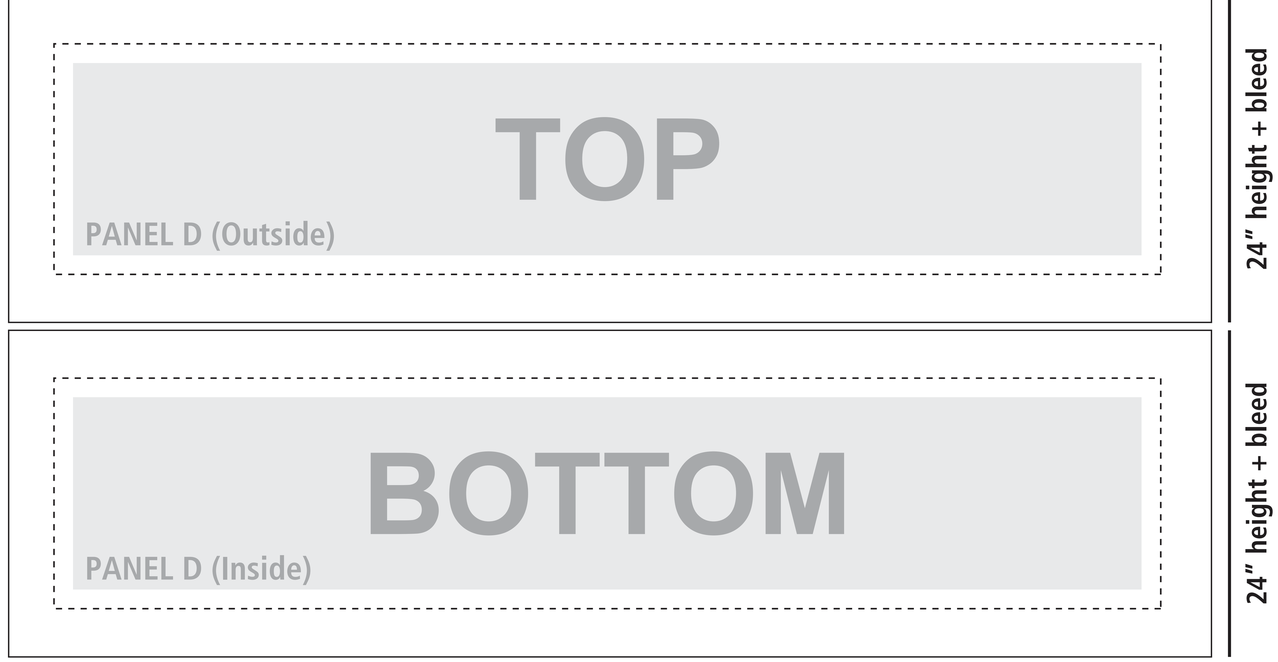

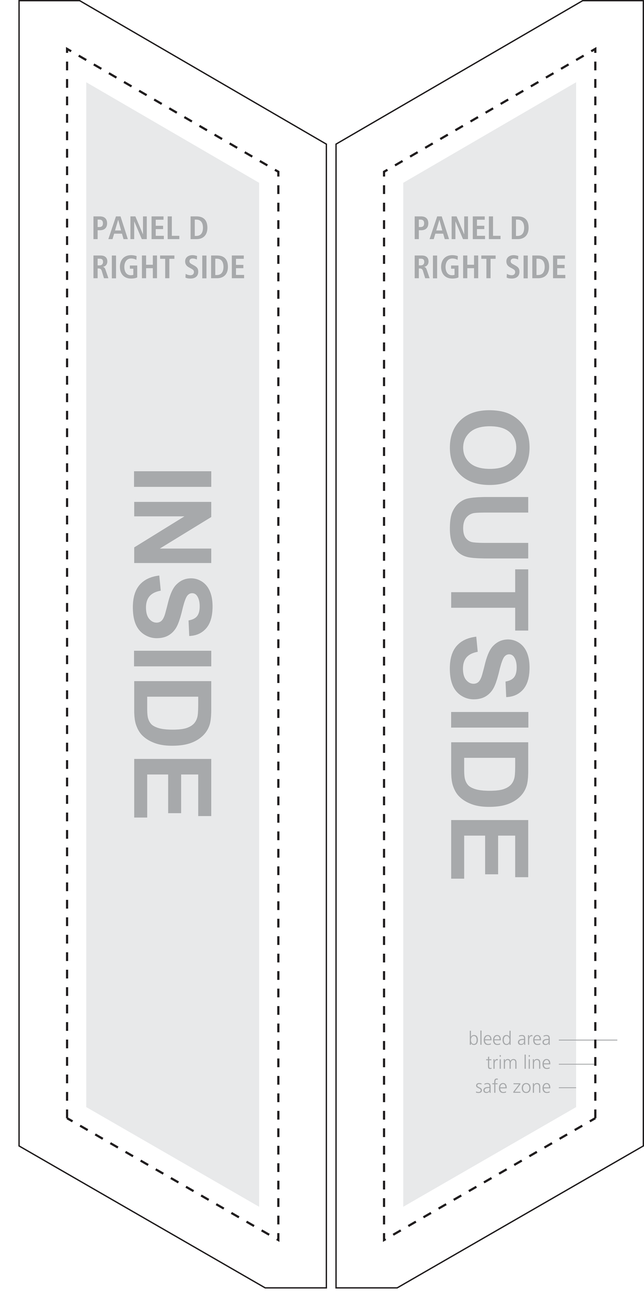

TEMPLATE @ 1/2 SIZE
Dye Sub Graphic Panels A, C
Total Graphic Area: 27.5"w x 98.375"h
Finished Graphic Area: 23.5"w x 94.375"h

Dye Sub Graphic Panels B
Total Graphic Area: 51.125"w x 98.375"h
Finished Graphic Area: 47.125"w x 94.375"h

Dye Sub Graphic Panels D (double sided pillowcase)
Top Panels
Total Graphic Area: 125.25"w x 34"h
Finished Graphic Area: 115.25"w x 24"h
Side Panels
Total Graphic Area: 32"w x 134"h
Finished Graphic Area: 22"w x 124"h

Please be sure to include a 2" bleed around the perimeter of the center graphic.

Please consider obstructions and spaces created by the extrusions when designing your graphics.

General Art Guidelines:

- CMYK Color Mode
- All Solid Coated Pantone colors should be called out in the art as spot colors
- Embed all images and support files
- Resolution must be 200 - 240 ppi @ 1/2 size, 100-120 ppi @ full size
- All fonts must be created to outlines
- Do not scale artboard
- Background color/images must bleed to the edge of artboard
- Do not use spot colors from template in your artwork as they will not print

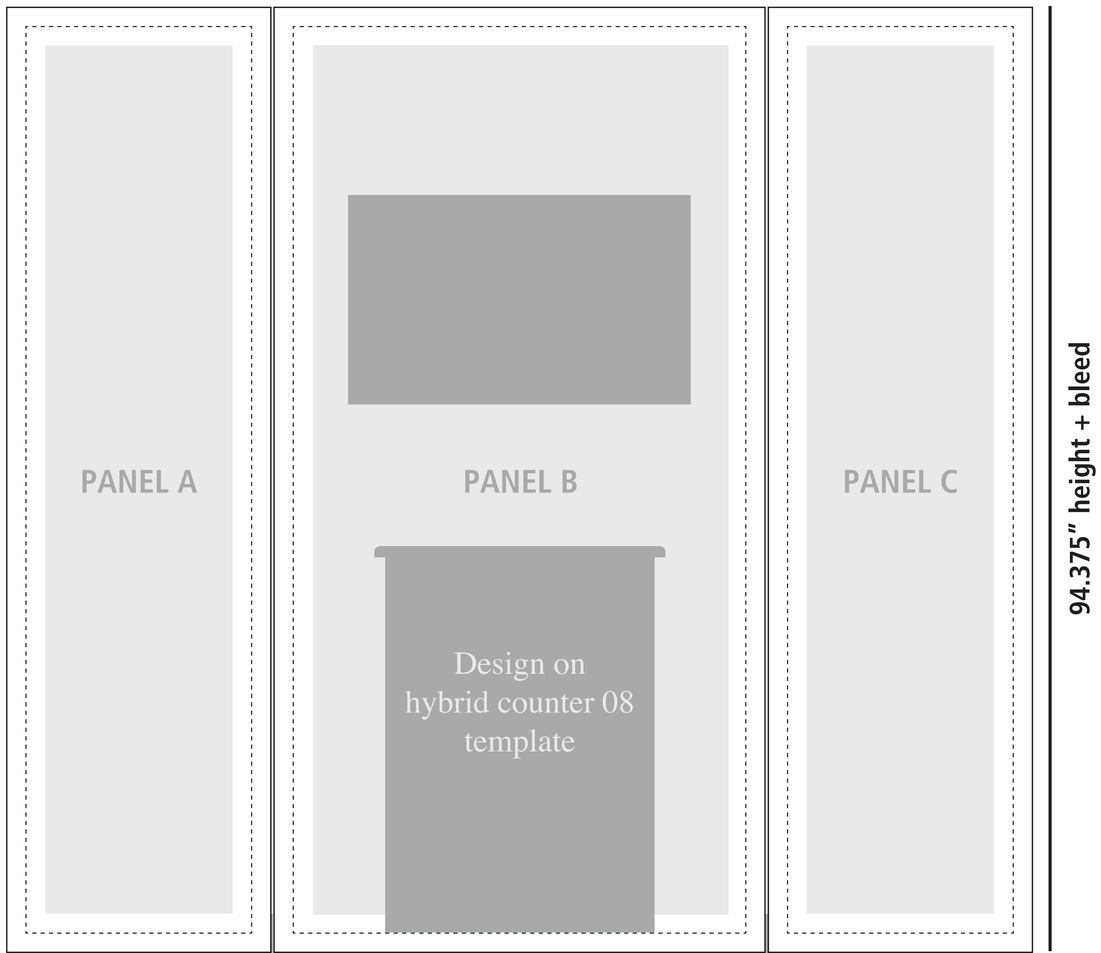

PANEL A

PANEL B

Design on hybrid counter 08 template

PANEL C

PANEL D
LEFT SIDE

OUTSIDE

PANEL D
LEFT SIDE

INSIDE

TOP

PANEL D (Outside)

24" height + bleed

BOTTOM

PANEL D (Inside)

24" height + bleed

PANEL D
RIGHT SIDE

INSIDE

PANEL D
RIGHT SIDE

OUTSIDE

bleed area
trim line
safe zone

Front Graphic
Total graphic area: 77.125”w X 43.25”h
Total finished area: 73.125”w X 39.25”h

Back Door Graphic
Total graphic area: 15.35”w X 43.25”h
Total finished area: 11.35”w X 39.25”h

Please be sure to include the 2” bleed around the perimeter of the graphic. Do not design any critical elements (text, logos, etc.) within 1” of the edge (see innermost dotted line). Recommended front and side visual areas are indicated by gray boxes. Please note that we cannot guarantee the alignment of the front panel to the back panel due to the finishing.

General Art Guidelines:

- CMYK Color Mode
- All Solid Coated Pantone colors should be called out in the art as spot colors
- Embed all images and support files
- Resolution must be 100-120 ppi
- All fonts must be created to outlines
- Do not scale artboard
- Background color/images must bleed to the edge of artboard
- Do not use spot colors from template in your artwork as they will not print

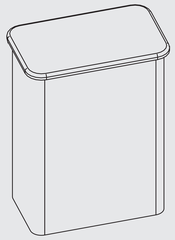

safe area
trim line
bleed area

Front Graphic
Total graphic area: 77.125”w X 43.25”h
Total finished area: 73.125”w X 39.25”h

Back Door Graphic
Total graphic area: 15.35”w X 43.25”h
Total finished area: 11.35”w X 39.25”h

Please be sure to include the 2” bleed around the perimeter of the graphic. Do not design any critical elements (text, logos, etc.) within 1” of the edge (see innermost dotted line). Recommended front and side visual areas are indicated by gray boxes. Please note that we cannot guarantee the alignment of the front panel to the back panel due to the finishing.

General Art Guidelines:

- CMYK Color Mode
- All Solid Coated Pantone colors should be called out in the art as spot colors
- Embed all images and support files
- Resolution must be 100-120 ppi
- All fonts must be created to outlines
- Do not scale artboard
- Background color/images must bleed to the edge of artboard
- Do not use spot colors from template in your artwork as they will not print




safe area
trim line
bleed area