

CLASSIC

 **SLIM**

Audio Voice Intercom

HANDSFREE



# SLIM

## Kits & Part Numbers



▲ SLIM-CL-IMP (Imperial Model)



▲ SLIM-HF-IMP (Imperial Model)

- Ultra stylish hooded model. All black panel with textured powder coated aluminium hood and gloss black acrylic facia trim over a tough metal back plate, with white illuminated push button.
- Kit includes speech panel, black handset, power supply and manual.



▲ SLIM-CL-iMP-PED (Industrial Model)



▲ SLIM-HF-iMP-PED (Industrial Model)

- Industrial model for high volume applications on pedestals, vehicle entrances, etc, featuring super loud 4 watt speaker and sensitive microphone.
- Brushed stainless steel construction with gloss acrylic trim.
- Kit includes speech panel, black handset, power supply and manual.

# SLIM

## Kits & Part Numbers



▲ SLIM-CL-AB (Architectural Model)

- Stylish curved architectural model, featuring modern blue back lighting effect, constructed from BS316 marine grade, brushed stainless steel with gloss acrylic trim.
- Kit includes speech panel, black handset, power supply and manual.



▲ SLIM-HF-AB (Architectural Model)



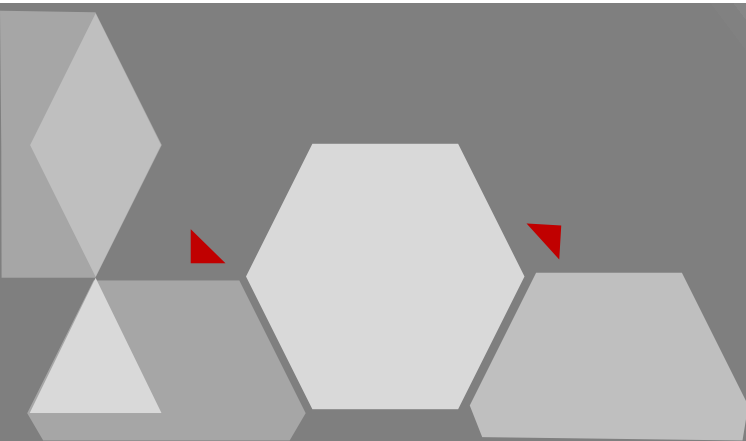
▲ SLIM-CL-AS (Architectural Model)

- Stylish curved architectural model, featuring contemporary white back lighting effect, constructed from BS316 marine grade, brushed stainless steel.
- Kit includes speech panel, black handset, power supply and manual.



▲ SLIM-HF-AS (Architectural Model)

No compromise on style



# SLIM

## Kits & Part Numbers



### ▶ SLIM-CL-IMPK (Imperial Model with Keypad)

- Hooded model with built in illuminated code-lock keypad for access control.
- Keypad includes 3 relays, 1200 codes with latching and momentary operation and more.
- Stylish all black panel with textured powder coated aluminium hood and gloss black acrylic facia trim over a tough metal back plate.
- Kit includes speech panel, black handset, power supply and manual.



### ▶ SLIM-HF-IMPK (Imperial Model with Keypad)

- Hooded model with built in illuminated code-lock keypad for access control.
- Keypad includes 3 relays, 1200 codes with latching and momentary operation and more.
- Stylish all black panel with textured powder coated aluminium hood and gloss black acrylic facia trim over a tough metal back plate.
- Kit includes speech panel, black handset, power supply and manual.



### ▶ SLIM-CL-iMPK-PED (Industrial Model with Keypad)

- Industrial model for high volume applications on pedestals, vehicle entrances, etc.
- Super loud 4 watt speaker and sensitive microphone, with illuminated push button.
- Keypad includes 3 relays, 1200 codes with latching and momentary operation and more.
- Brushed stainless steel construction with gloss acrylic trim.
- Kit includes speech panel, black handset, power supply and manual.



### ▶ SLIM-HF-iMPK-PED (Industrial Model with Keypad)

- Industrial model for high volume applications on pedestals, vehicle entrances, etc.
- Super loud 4 watt speaker and sensitive microphone, with illuminated push button.
- Keypad includes 3 relays, 1200 codes with latching and momentary operation and more.
- Brushed stainless steel construction with gloss acrylic trim.
- Kit includes speech panel, black handset, power supply and manual.

# SLIM

## Kits & Part Numbers



▲ SLIM-CL-ABK (Architectural Keypad Model)

- Stylish curved architectural model, with built in illuminated code-lock keypad for access control.
- Keypad includes 3 relays with latching and momentary operation and many more features.
- BS316 marine grade, brushed stainless steel construction with gloss acrylic trim and blue back lighting effect.
- Kit includes speech panel, black handset, power supply and manual.



▲ SLIM-HF-ABK (Architectural Keypad Model)



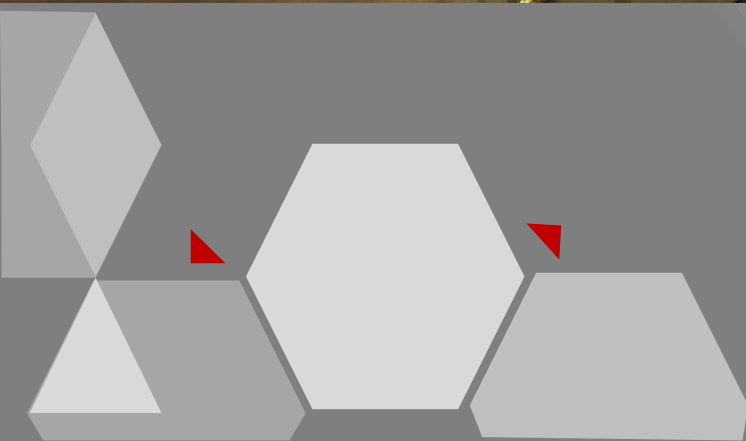

▲ SLIM-CL-ASK (Architectural Keypad Model)

- Stylish curved architectural model with built in, illuminated code-lock keypad for access control.
- Keypad includes 3 relays, with latching and momentary operation and many more features.
- 100% BS316 marine grade stainless steel construction with contemporary cool-white back lighting.
- Kit includes speech panel, black handset, power supply and manual.



▲ SLIM-HF-ASK (Architectural Keypad Model)

Beauty and Function Blended



# SLIM

## Kits & Part Numbers



▶ SLIM-CL-IMP-W (Imperial Model)

- Ultra stylish hooded model. All black panel with textured powder coated aluminium hood and gloss black acrylic facia trim over a tough metal back plate, with white illuminated push button.
- Kit includes speech panel, white handset, power supply and manual.



▶ SLIM-HF-IMP-W (Imperial Model)



▶ SLIM-CL-iMP-PED-W (Industrial Model)

- Industrial model for high volume applications on pedestals, vehicle entrances, etc, featuring super loud 4 watt speaker and sensitive microphone.
- Brushed stainless steel construction with gloss acrylic trim.
- Kit includes speech panel, white handset, power supply and manual.



▶ SLIM-HF-iMP-PED-W (Industrial Model)



# SLIM

## Kits & Part Numbers



▲ SLIM-CL-IMP-K-W (Imperial Model with Keypad)

- Hooded model with built in illuminated code-lock keypad for access control.
- Keypad includes 3 relays, 1200 codes with latching and momentary operation and more.
- Stylish all black panel with textured powder coated aluminium hood and gloss black acrylic facia trim over a tough metal back plate.
- Kit includes speech panel, white handset, power supply and manual.



▲ SLIM-HF-IMP-K-W (Imperial Model with Keypad)




▲ SLIM-CL-iMPK-PED-W (Industrial Model with Keypad)

- Industrial model for high volume applications on pedestals, vehicle entrances, etc.
- Super loud 4 watt speaker and sensitive microphone, with illuminated push button.
- Keypad includes 3 relays, 1200 codes with latching and momentary operation and more.
- Brushed stainless steel construction with gloss acrylic trim.
- Kit includes speech panel, white handset, power supply and manual.



▲ SLIM-HF-iMPK-PED-W (Industrial Model with Keypad)

Be Different.. Be Proud



# SLIM

## Kits & Part Numbers



▲ SLIM-CL-AB-W (Architectural Model)

- Stylish curved architectural model, featuring modern blue back lighting effect, constructed from BS316 marine grade, brushed stainless steel with gloss acrylic trim.
- Kit includes speech panel, white handset, power supply and manual.



▲ SLIM-HF-AB-W (Architectural Model)



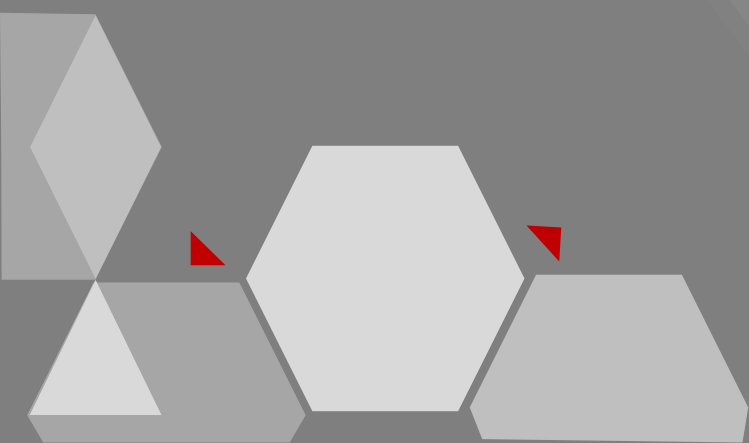
▲ SLIM-CL-AS-W (Architectural Model)

- Stylish curved architectural model, featuring contemporary white back lighting effect, constructed from BS316 marine grade, brushed stainless steel.
- Kit includes speech panel, white handset, power supply and manual.



▲ SLIM-HF-AS-W (Architectural Model)

B u i l t   f o r   a l l   w e a t h e r   c o n d i t i o n s !



# SLIM

## Kits & Part Numbers



▲ SLIM-CL-ABK-W (Architectural Keypad Model)

- Stylish curved architectural model, with built in illuminated code-lock keypad for access control.
- Keypad includes 3 relays with latching and momentary operation and many more features.
- BS316 marine grade, brushed stainless steel construction with gloss acrylic trim and blue back lighting effect.
- Kit includes speech panel, white handset, power supply and manual.



▲ SLIM-HF-ABK-W (Architectural Keypad Model)



▲ SLIM-CL-ASK-W (Architectural Keypad Model)

- Stylish curved architectural model with built in, illuminated code-lock keypad for access control.
- Keypad includes 3 relays, with latching and momentary operation and many more features.
- 100% BS316 marine grade stainless steel construction with contemporary cool-white back lighting.
- Kit includes speech panel, white handset, power supply and manual.



▲ SLIM-HF-ASK-W (Architectural Keypad Model)

# SLIM

## K i t s   &   P a r t   N u m b e r s



▲ SLIM-CL-EH-B

- Black corded handset.
- Add up to 3 extra handsets to any kit (total 4 per system) for larger homes or premises.



▲ SLIM-HF-EH-B

- Black Handsfree handset.
- Add up to 3 extra handsets to any kit (total 4 per system) for larger homes or premises.

# SLIM

## Kits & Part Numbers



- White corded handset.
- Add up to 3 extra handsets to any kit (total 4 per system) for larger homes or premises.

▲ SLIM-CL-EH-W



- White Handsfree handset.
- Add up to 3 extra handsets to any kit (total 4 per system) for larger homes or premises.

▲ SLIM-HF-EH-W



- Additional 12V, 1 amp power supply for longer cable runs, especially required when call point has a keypad and the original PSU is located in the house or where there are multiple handsets.

▲ PSU-12V-US