



EXIT MODE

EL00IG



KIT CONTENTS

- 1 x e-Loop wireless in-ground module.
- 1 x single channel transceiver.
- 1 x magnet.

Wireless Vehicle Detection System

Installation in 3 simple steps

1. Code in the e-Loop.
2. Core bore 3.5" x 2.7" hole deep and secure using flexible mastic.
3. Calibrate the e-Loop... and you're ready to operate in less than 30 minutes.

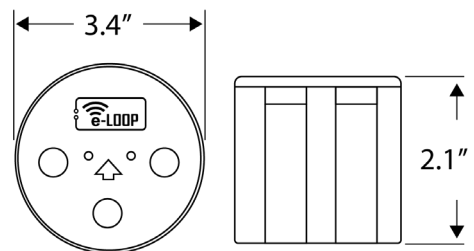
Save many hours of installation time compared to wired loop systems.

FEATURES

- High security 128 bit encryption.
- Quick and easy installation.
- Recesses into the driveway.
- Not affected by ground movement.
- 14500 mA battery giving up to 10 years battery life.
- Top access for changing battery.
- Up to 50 yards range.
- IP68.

Commercial Inground e-loop EXIT MODE EL00IG

The Inground Wireless Vehicle Detection System uses magnetometer sensors to detect the presence and movement of vehicles. These detections are transmitted to a nearby transceiver for gate activation. The sensors are installed in the ground of entry or exit passages using sikaflex, contain a replaceable Lithium battery, and can withstand almost any vehicle. Gate or door controller must have a dedicated open input and autoclose function enabled.



Functions / Features

Lower power consumption

3-axis magnetometer for vehicle detection

- 8 Hz sampling rate
- Auto-calibration
- Exit/Entry detection mode

Fast and simple installation

- Quick non-permanent installation

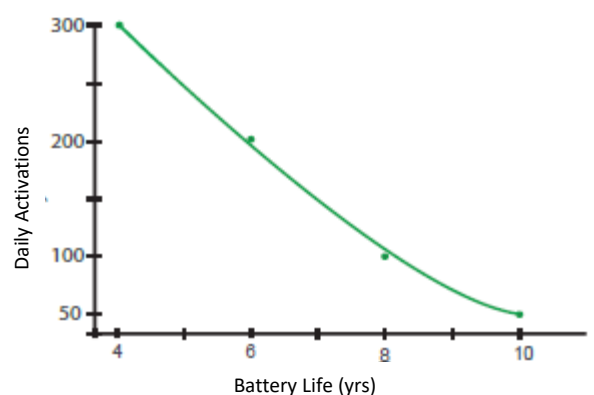
Up to 10 year battery life

- Compact design
- Compatible with various gates

Reliable radio communications with transceiver

- Reliable radio communication
- High security 128-Bit AES Encryption

Battery Life vs Daily Activations



Note: Battery life is dependent on many factors, including daily activations, time used per activation, radar range and external conditions.

Radio Specifications

Frequency	433.39 MHz
Modulation	FSK
Bitrate	9.6 kbps
Bandwidth	250 kHz
Antenna Type	PCB
Nominal Output Power	10 dBm
Receive Sensitivity	-126.2 dBm
Security	128-Bit AES Encryption
Spurious Emissions	<ul style="list-style-type: none"> • 30 - 1000 MHz: < -56 dBm • 1 - 12.75 GHz: < -44 dBm • 1.8 - 1.9 GHz: < -56 dBm • 5.15 - 5.3 GHz: < -51 dBm

Compliance

Safety	Tested to CE Approval
EMC	<p>FSK Tested to:</p> <p>EN 301 489-1 V2.2.3 “Electro Magnetic Compatibility (EMC) standard for radio equipment and services; Part 1: Common technical requirements; Harmonised Standard for Electro Magnetic Compatibility” Including.</p> <p>a)_ Emissions to EN 55032 “Electromagnetic compatibility of multimedia equipment”. b)_ Transmitter and receiver test to EN 300 220-1 V3.1.1 ‘Short Range Devices (SRD) operating in the frequency range 25MHz. to 1000MHz; Part 1: Technical Characteristics and methods of measurement.”</p> <p>c)_ Immunity Tests to EN 301 489-1</p>

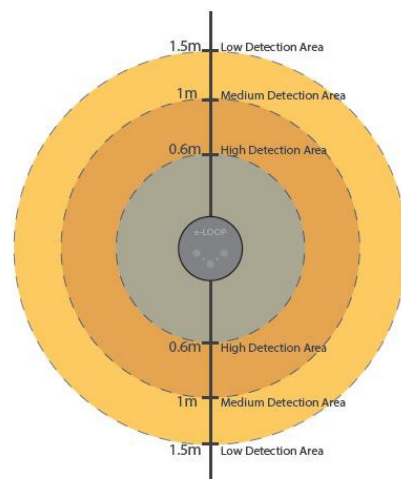
Power, Physical and Environment

Power	1 * 3.6 V 14500ma
Dimensions	3.4*3.4*2.1 inches
Weight	300g
Environment	<ul style="list-style-type: none"> • designed for inground (flush) mounting • IP68 ingress Protection
Operating Temp	-40°F to 176°F
Standby Power	14µA
Activation Power	50mA

Detection Specifications

Activation Time	300ms
-----------------	-------

Magnetometer Detection Areas



1.6 yards = Low Detection Area.
 1 yard = Medium Detection Area.
 0.6 yard= High Detection Area.