



# IXIO-ST

PRESENCE SENSOR FOR  
AUTOMATIC SLIDING DOORS



## LEARN MORE



click or scan

## TECHNOLOGY



## CERTIFICATIONS

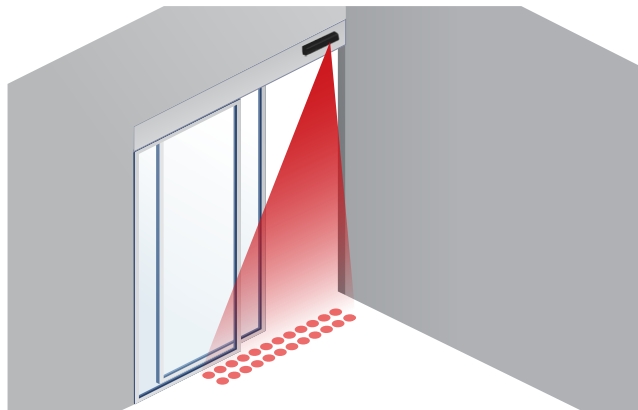
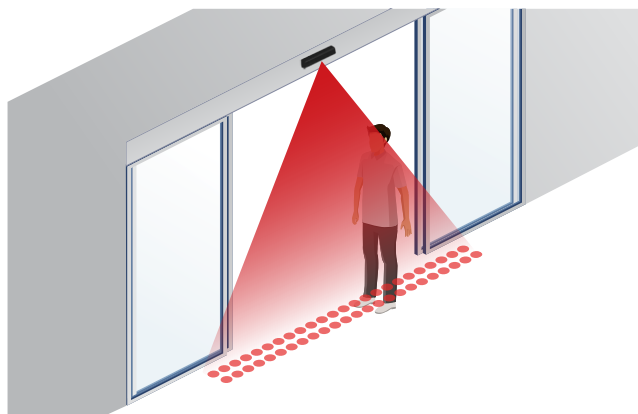


## DESCRIPTION

BEA's **IXIO-ST** is an effective, versatile and easy-to-use presence sensor for automatic sliding doors. It can be used for both clear door openings and side-lite protection.

Precise infrared curtains coupled with visible alignment beams make the **IXIO-ST** extremely safe and easy to adjust. This state-of-the-art sensor features an on-board LCD screen that streamlines the installation and setup processes.

The **IXIO-ST** can be adjusted into an ANSI compliant solution and has earned a comprehensive list of credentials and certifications, including FCC and IP54.



### Precise Presence Detection

Two 24-spot, high-density, infrared safety curtains providing precise presence detection

### Easily Adjustable

Four visible red alignment spots are projected on the ground to assist in precise IR curtain adjustment

### Ease Of Setup

Intelligent programming and troubleshooting via a menu-driven LCD

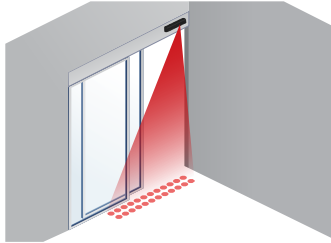
### Intelligent Solution

On board microprocessor optimizes data analysis, monitors sensor performance and enables system integration

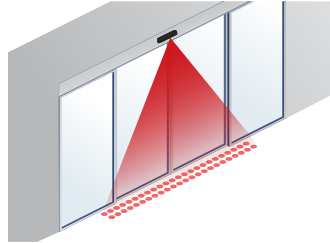
### Standards Compliant

Fully monitored internally, capable of external monitoring

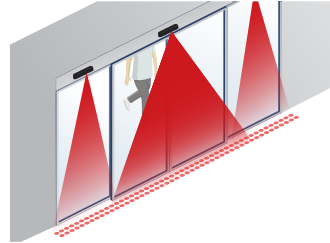
## APPLICATIONS



Single Slide



Dual Slide



Dual Slide With Side Lite Protection

## TECHNICAL SPECIFICATIONS

### TECHNOLOGY / PERFORMANCE

|                                  |   |
|----------------------------------|---|
| <b>Detection mode</b>            | Presence<br>typical response time: < 200 ms (max: 500 ms)   |
| <b>Technology</b>                | Active infrared with background analysis<br>Spot: 2" x 2" (typ)<br>Number of spots: max. 24 per curtain<br>Number of curtains: 2  |
| <b>Mounting height:</b>          | 6'6" – 11'6"<br>local regulations may impact acceptable mounting height (pedestrian applications only)  |
| <b>Sensor temperature range:</b> | -13 – 131 °F *<br>0 – 95% relative humidity, non-condensing<br><br>LCD screen is operational from 14 – 131 °F.<br>The sensor may still be programmed in colder temperatures, but with the remote control. |

### ELECTRICAL

|                               |   |
|-------------------------------|---|
| <b>Output</b>                 |   |
| Relay 1                       | Electromechanical relay (potential and polarity free)<br>Max. contact current: 1 A<br>Max. contact voltage: 30 VAC<br>Adjustable hold time: 0.5 – 9 s |
| Relay 2                       | Solid-state relay (potential and polarity free)<br>Max. contact current: 100 mA<br>Max. contact voltage: 42 VDC / 30 VAC                              |
| <b>Test/Monitoring input:</b> | Sensitivity:<br>Low: < 1 V<br>High: > 10 V (max. 30 V)<br><br>Response time on test request: typical < 5 ms   |
| <b>Supply voltage:</b>        | 12 – 24 VAC ±10%<br>12 – 30 VDC ±10%<br><br>to be operated from SELV-compatible power supplies only   |
| <b>Power consumption:</b>     | < 2.5 W   |
| <b>Noise:</b>                 | < 70 dB   |








### PHYSICAL

**Degree of protection:** IP54

### COMPLIANCE

**Compliance:** ISO 13849 PL «C» CAT. 2  
(under the condition that the door control system monitors the sensor at least once per door cycle)

## PRODUCT SERIES

|   |   |  |
|---|---|--|
| <br><b>10IXIOST</b><br>Presence sensor                          | <br><b>10IMB</b><br>Mounting bracket adapter   | <br><b>10OURA</b><br>Universal rain accessory |
| <br><b>10ICA</b><br>Flush mount ceiling adapter                 | <br><b>10RETROFITSPACER</b><br>Retrofit Spacer Kit - includes spacer, 2.5" harness, and 9" harness | <br><b>35.1609</b><br>Black replacement cover |
| <br><b>10MINIBRACKET</b><br>Short adjustable mounting bracket | <br><b>10REMOTE</b><br>BEA universal remote control  |  |

**DISCLAIMER** Information is supplied upon the condition that the persons receiving it will make their own determination as to its suitability for their purposes prior to use. In no event will BEA be responsible for damages of any nature whatsoever resulting from the use of or reliance upon information from this document or the products to which the information refers. BEA has the right without liability to change descriptions and specifications at any time.

[WWW.BEASENSORS.COM](http://WWW.BEASENSORS.COM)



BEA AMERICAS / RIDC Park West / 100 Enterprise Drive / Pittsburgh, PA  
T 1-800-523-2462 / F 1-888-523-2462 / E info-us@BEAsensors.com

A Halma company