

INTRODUCTION
TO OUR NEW LEATHER
CLEANING & CARE RANGE

Powered by **Spotless**



INTRODUCTION TO OUR NEW LEATHER CLEANING & CARE RANGE

SHOE CLEANING KIT

The Tsonga Shoe Cleaning Kit contains a microfibre cloth, soft bristle brush and a 50ml cleaning solution. The solution uses natural active bacteria to remove germs and dirt from your shoes, allowing you to start every adventure looking like new.

INSTRUCTIONS



Remove excess dirt from dry shoes with brush.



Wet brush with water and then spray bristles with Tsonga Shoe Cleaner.



Lightly brush affected area, or entire area for suede.



Wipe off excess moisture with microfibre cloth.



Repeat step 1-4 if necessary.



Air dry shoes.

FOR LEATHER SHOES ADD IN THE BELOW STEPS FOR LEATHER CARE:



Apply small amount of Leather Cream.



Remove excess cream. Buff leather out for a bit of shine.

Not suitable for bio-veg or metallic leathers.

IMPORTANT

- Only use the shoe cleaner on suede if the suede/nubuck is really dirty otherwise rather use a clear eraser. If you use it on leather shoes, make sure to add the Leather Clean & Feed afterwards.
- Tsonga Shoe Cleaning Kit cleans mainly washable and porous shoe surfaces, including suede, canvas and leathers. Not suitable for bio-veg or metallic leathers.
- Test on a small area of the shoe before use.
- CAUTION:** In case of accidental contact with mouth or eyes, wash with water and seek medical attention if needed. Keep out of reach of children.

INTRODUCTION TO OUR NEW LEATHER CLEANING & CARE RANGE

LEATHER CLEAN & FEED

Our Tsonga Leather Clean and Feed has the best of both. It cleans your leather beautifully and nourishes it by putting a small amount of oils back into your leather.

INSTRUCTIONS

1.



Apply a small amount of cream onto the leather.

2.



Allow it to sit for 1-2 minutes. Use soft bristle brush to lift up excess dirt.

3.



Remove excess cream and dirt with a clean cloth.

4.



Repeat step 1-3 if necessary.






5.



Apply our Tsonga Water, Oil & Stain Repellent for extra protection. **Refer to Repellent instructions for application information.*

**Not suitable
for bio-veg
or metallic
leathers.**

IMPORTANT

-  Shake well before use.
-  Store in original packaging in a dry place, away from extreme cold or heat.
-  You can use this cream on your leather bags, wallets, belts and other leather products. Not suitable for bio-veg or metallic leathers.
-  Test on a small piece of leather before applying as certain leathers or materials may react differently.
-  **CAUTION:** In case of accidental contact with mouth or eyes, wash with water and seek medical attention if needed. Keep out of reach of children.

INTRODUCTION TO OUR NEW LEATHER CLEANING & CARE RANGE

WATER, OIL & STAIN REPELLENT

The Tsonga Water, Oil & Stain Repellent is a powerful resistant coating that helps increase leather wearability and durability. It repels water, oil and dust preventing the penetration of the surface, making your next clean even easier.

INSTRUCTIONS

1.




Make sure the material is clean. Use Tsonga Shoe Cleaning Kit if necessary.

2.



Hold the spray 15–25 cm away from the material and spray in horizontal overlapping lines. Make sure that the surface is slightly damp after spraying.

3.



Allow 15 to 20 minutes to air dry. Repeat if necessary.






4.



The Results.

**Not suitable for
bio-veg or metallic
leathers.**

IMPORTANT

-  Shake well before use.
-  Store in non-flammable, sealed containers out of direct sunlight and other sources of heat. Not to be used on bio-veg or metallic leathers.
-  You can use this spray on your leather bags, wallets, belts and other leather products.
-  Test on a small piece before applying as certain leathers may react differently.
-  **CAUTION:** In case of accidental contact with mouth or eyes, wash with water and seek medical attention if needed. Keep out of reach of children.