



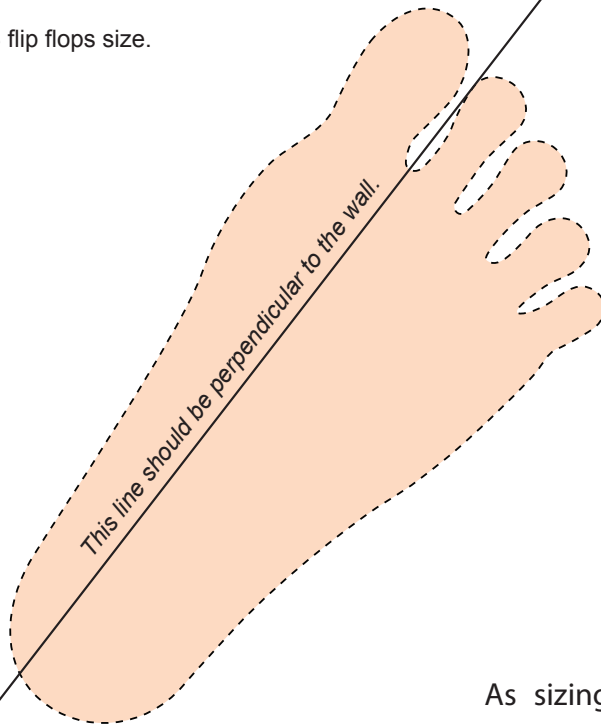
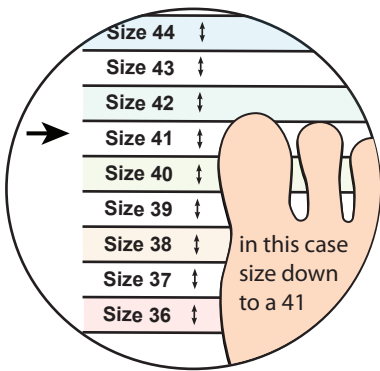
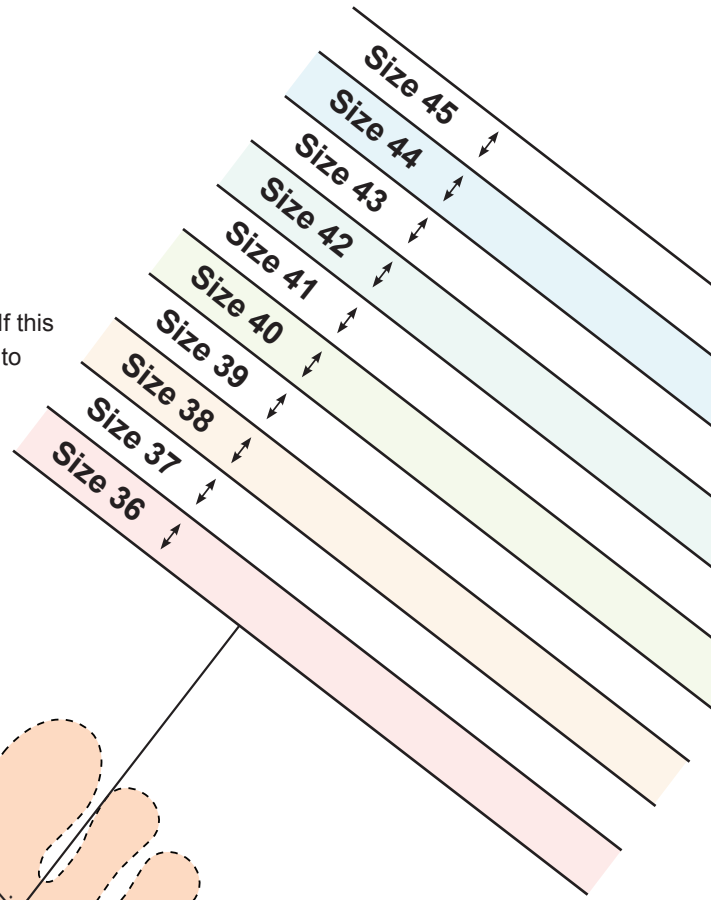
# Laguna Adult Sizing Guide



**PRINTERS LIKE TO SHRINK STUFF!**  
Be sure to check the scale of this page with a real ruler before measuring feet.



1. Use a ruler and make sure it matches exactly with the scale on the left. If this page was not printed to scale (e.g., if your print settings were set to "Fit to Printable Area"), then you may end up with the wrong shoe size. There should be no more than 1mm margin of error at the end of the scale.
2. Fold the lower left corner along the dotted line. Place the paper on the floor with this edge touching a wall. Use a room with a hard floor, not carpet, and avoid floor molding that will push the paper away from the wall. Tape the paper to the floor.
3. Stand on the paper with the back of your bare foot barely touching the wall. Your foot should be perpendicular to the wall and your weight should be down on this foot.
4. This is your recommended FLOPEDS flip flops size.  
In this example, the foot measures size 41.



Fold along dotted line and align this tiny edge against wall.

As sizing is a personal preference, we would like to advise our customers that your FLOPEDS are likely to stretch out, about 1/2 a size after a week or so of regular use.

FLOPEDS should fit snug, so unless you are well into the next size on the chart, size down.