



adapt[®] 600
made to
measure



your local ErgoChair distributor is...

ErgoChair Ltd

t: 01454 329210
f: 01454 329266
e: sales@ergochair.co.uk
w: www.ergochair.co.uk



adapt[®] 600

... made to
measure



adapt[®] 600

innovative seating

easiSpec[®]

The adapt[®] 600 range provides a complete made-to-measure solution as the most adaptable range within the adapt[®] family.

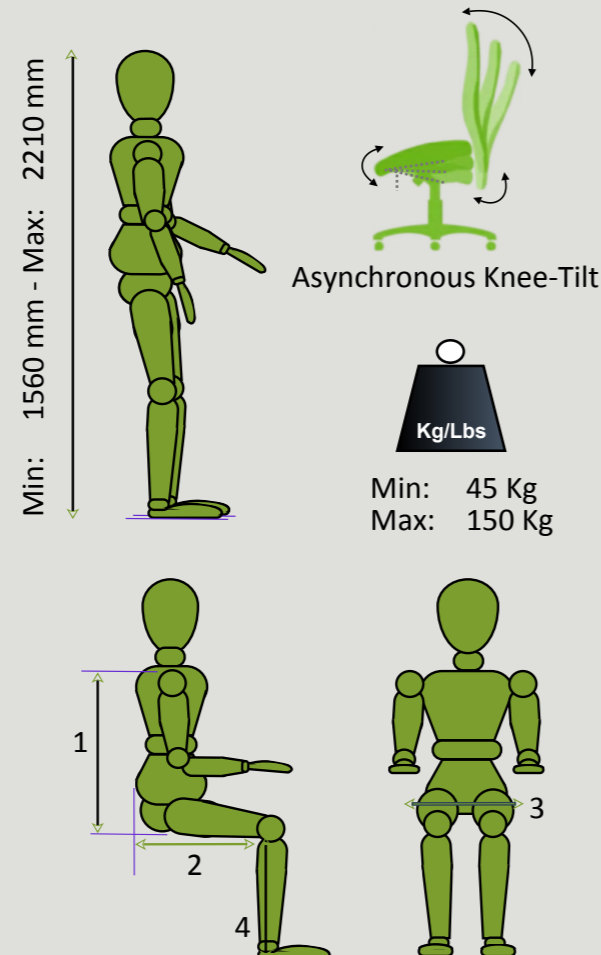
With four backrest and three seat templates to start from, further enhance your chair by selecting what you need from our adaptations[™] options.

As you would expect from adapt[®], the inflatable lumbar air-cell, memory foam seat, seat depth adjuster and free-float mechanism are all included as standard.

...because people are not made to standard specifications.




Range Overview



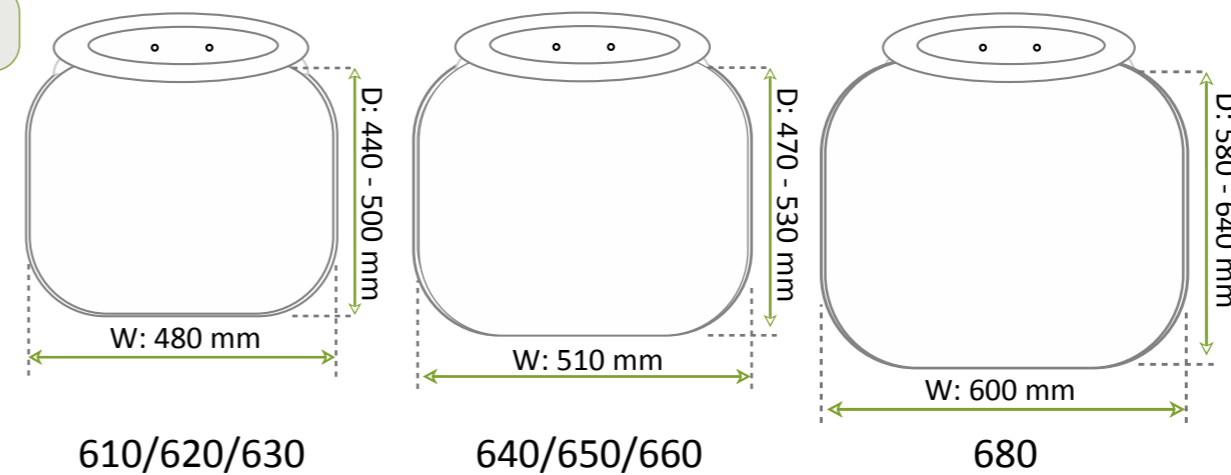
	Min:	Max:
1. Back Height	350 mm	670 mm
2. Seat Depth	340 mm	670 mm*
3. Seat Width	410 mm	610 mm*
4. Seat Height	430 mm	620 mm

Tested to BS 5459: Part 2 : 2000
Template dimensions shown for guidance only

Backrest Templates



Seat Templates



The adapt[®] 600 range offers unlimited **adaptations[™]** in both the dimensions of the chair and the customisation of it.

Sculpting and air-cells can be placed in the exact locations you need them, using the easiSpec[®] system.

* XL and XXL seat options are available in this range to achieve greater width and depth, up to the maximum dimensions shown in the Range Overview

Our Adapt[®] ranges are now even simpler to specify, using the easiSpec[®] system.

By taking a few simple measurements our Range Selector will help you choose which Adapt[®] range is best for your needs.



The corresponding easiSpec[®] guide will then take you through the **adaptations[™]** steps, such as arm and neck supports and air-cell options, to arrive at your ideal 'chair prescription'.



For more information or to order your easiSpec[®] pack, just contact us here:



t: 01454 329210
f: 01454 329266
e: sales@ergochair.co.uk
w: www.ergochair.co.uk

