

SCHOOLHOUSE



Freeport Small Door Set with Egg Knob— Passage

Passage sets are non-locking and are primarily used on interior doors.

Product Origin:

- Assembled in the USA from parts made in China
- Made by Emtek
- Ships direct from the manufacturer

Requires:

- Standard door preparation and installation
- Single 2-1/8" bore hole and 1" edge bore
- 1-3/8" – 1-3/4" door thickness

Complete Set Includes:

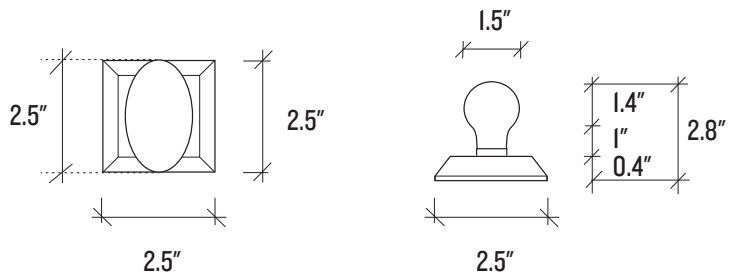
- Latch plate
- Full-lip strike plate
- Inside passage half spindle
- 1" wood screws

Warranty:


- Emtek Lifetime Limited Warranty

Made to order and non-returnable

Backset	2-3/8" or 2-3/4"
Backplate Dimensions	2.5" W x 2.5" H
Backplate Thickness	0.4"
Knob Dimensions	1.50" W x 2.50" H
Projection	2.8"



Finish Options



Antique Brass (AB) Satin Nickel (SN) Oil Rubbed Bronze (ORB)

SCHOOLHOUSE



Freeport Small Door Set with Egg Knob—Privacy

Privacy sets lock with a privacy pin and are primarily used on bedroom and bathroom doors.

Product Origin:

- Assembled in the USA from parts made in China
- Made by Emtek
- Ships direct from the manufacturer

Requires:

- Standard door preparation and installation
- Single 2-1/8" bore hole and 1" edge bore
- 1-3/8"– 1-3/4" door thickness

Complete Set Includes:

- Latch plate
- Full-lip strike plate
- Privacy pin
- Inside passage half spindle
- 1" wood screws

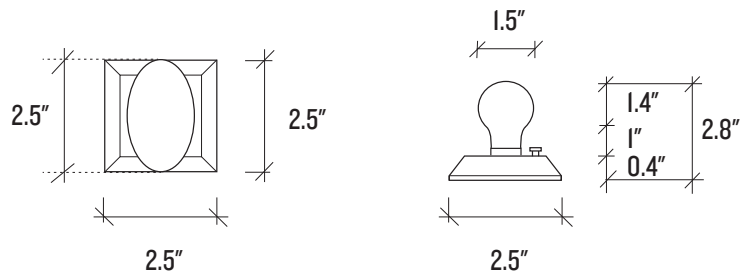
Warranty:

- Emtek Lifetime Limited Warranty


Made to order and non-returnable



Backset	2-3/8" or 2-3/4"
Backplate Dimensions	2.5" W x 2.5" H
Backplate Thickness	0.4"
Knob Dimensions	1.50" W x 2.50" H
Projection	2.8"



Finish Options



SCHOOLHOUSE



Freeport Small Door Set with Egg Knob—Dummy

Dummy sets are non-turning and balance the look of double doors.

Product Origin:

- Assembled in the USA from parts made in China
- Made by Emtek
- Ships direct from the manufacturer

Requires:

- Surface mounted; No bore hold required

Complete Set Includes:

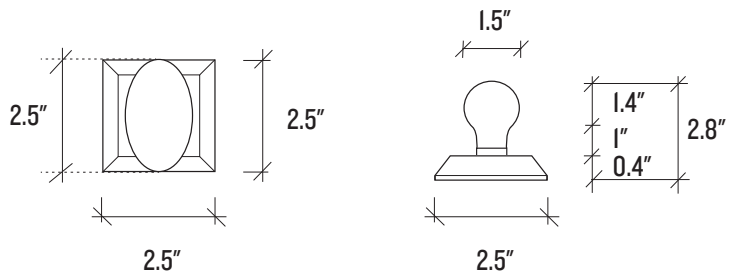
- Mounting kit

Warranty:

- Emtek Lifetime Limited Warranty

Made to order and non-returnable

Backplate Dimensions	2.5" W x 2.5"H
Backplate Thickness	0.4"
Knob Dimensions	1.50" W x 2.50" H
Projection	2.8"



Finish Options



Antique Brass (AB) Satin Nickel (SN) Oil Rubbed Bronze (ORB)