

<b>LABORATORY CANNABINOID PROFILE CERTIFICATE OF ANALYSIS</b>	Extraction Date:30-Oct-17 Analysis Date/Time:30-Oct-17, 18:57:10
---	---








CUSTOMER INFORMATION		SAMPLE DETAILS	
Company:	Hemp-Direct LLC	Sample Name	1000mg CBD Tincture
Contact Person:	Kevin McCartney	Sample Number	7179
Contact Email:	Kevin@hemp-direct.com	Sample Information	Batch # 003
Contact phone:	207-315-7766		

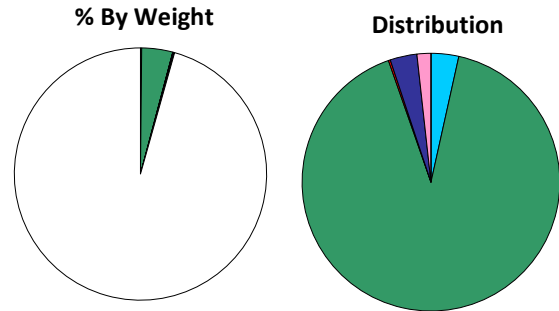
**Substance Potency Analysis**

CANNABINOID	Mg. PER GRAM	TOTAL Mg. IN A	26.5	GRAM PACKAGE (as reported by client)
CBD MAXIMUM *	39.779	1054.133		
THC MAXIMUM *	1.469	38.940		
CBDA	0.000	0.000		
CBG	1.518	40.224		
CBD	39.779	1054.133		
CBN	0.105	2.788		
THC	1.469	38.940		
CBC	0.761	20.173		
THCA	0.000	0.000		

CANNABINOIDS REPORTED AS "0" WERE BELOW DETECTABLE LEVELS

**Substance Distribution Analysis**

COLOR CODE	CANNABINOID	% BY WEIGHT	Distribution
	CBDA	0.000	0.00%
	CBG	0.152	3.48%
	CBD	3.978	91.17%
	CBN	0.011	0.24%
	THC	0.147	3.37%
	CBC	0.076	1.74%
	THCA	0.000	0.00%



White in % by weight is inert material

\* All cannabinoids in their acid forms (ending in "A") are convertible to their non-acid forms via a decarboxylation process (heating ). The THC and CBD maximum values reported above are the maximum theoretical amounts of THC and CBD the tested product would have if it were fully decarboxylated.

*MacKenzie Keller*  
**MacKenzie Keller**  
**Laboratory Director**

\*\* Maximum % THC values exceeding three-tenths of one percent (0.3%) on a dry weight basis do not qualify as industrial hemp  
\*\* Maximum % THC Value for this sample is: 0.15 %