

 FLUORESCENT LAMPS	WATTS		WATTS	 INCANDESCENT LAMPS
	5	=	25	
	7	=	30	
	10	=	40	
	13	=	60	
	19	=	75	
	23	=	100	
	27	=	120	
32	=	150		
ABOVE WATTAGE EQUIVALENTS ARE APPROXIMATIONS ONLY (LUMENS MAY VARY)				

ORIENTATION



INCANDESCENT LAMP

Interior: 1x100 Watt Max
 Exterior: 1x150 Watt Max

LOCATION

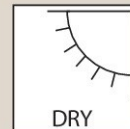


INDOOR



OUTDOOR

ENVIRONMENT



DRY



WET

OR

ORIENTATION



FLUORESCENT

GU-24 Base

- California Title 24 Compliant
- Integrated-Ballast Compact Fluorescent in multiple standard wattages
- Energy Saving



DARK SKY



Many communities are beginning to pass legislations to stop light pollution. Light pollution is any artificial lighting that produces an adverse effect such as sky glow, glare, light trespass, light clutter, decreased visibility at night and energy waste which is caused by lighting that faces the night sky, spills over or reflects. Dark Sky lighting directs the light downward, greatly reducing or eliminating light spill over, allowing star gazing, supporting biological rhythm for plants, animals and humans. (Not all models apply).