

***BigDog® Mowers
Series T
Parts Manual***



200 South Ridge Road

Hesston, Kansas

67062



NOTICE OF REQUIREMENT OF SPARK ARRESTER MUFFLER

This equipment may create sparks that can start fires around dry vegetation. California Public Resources Code Section 4442.6 provides that it is unlawful to use or operate an internal combustion engine on any forest-covered, brush-covered, or grass-covered land unless the engine is equipped with a spark arrester maintained in effective working order. A spark arrester is a device constructed of nonflammable materials specifically for the purpose of removing and retaining carbon and other flammable particles over 0.0232 of an inch in size from the exhaust flow of an internal combustion engine that uses hydrocarbon fuels or which is qualified and rated by the United States Forest Service. Other states or federal areas may have similar laws. The Operator Should Contact Local Fire Agencies For Laws or Regulations Relating to Fire Prevention Requirements. **THIS EQUIPMENT DOES NOT HAVE A SPARK ARRESTER AND YOU SHOULD CONTACT YOUR AUTHORIZED DEALER FOR THE PURCHASE OF A SPARK ARRESTER.**

Inspect spark arrester daily; replace every 500 hours or as needed.

The Engine Owner's Manual provides information regarding the U.S. Environmental Protection Agency (EPA) and the California Emission Control Regulation of emission systems, maintenance and warranty.

Keep Engine Owner's Manual with your unit. Should the Engine Owner's Manual become damaged or illegible, replace immediately. Replacements may be ordered per the information found in the Product Information section of the owner's manual.

Federal law and California State law prohibit the following acts or the causing thereof:

1. The removal or rendering inoperative by any person other than for purposes of maintenance, repair, replacement, of any device or element of design incorporated into any equipment for the purposes of emissions control prior to or after its sales or delivery to the ultimate purchaser or while it is in use, or
2. The use of the equipment after such device or element of design has been removed or rendered inoperative by any person.

Table of Contents

General Information

| | |
|--|-----|
| Service Literature | 1-1 |
| Options Available From Your Dealer. | 1-1 |
| Using This Manual | 1-1 |
| Hardware Description Codes & Abbreviations | 1-2 |
| Standard Torques | 1-2 |

Section 2

| | |
|----------------------------|-----|
| 36" Frame | 2-2 |
| 48" & 54" Frames | 2-4 |
| 36" Cover | 2-6 |
| 48" & 54" Covers. | 2-8 |

Section 3

| | |
|---|------|
| 36" Hydraulic System | 3-2 |
| 36" Transmission Assembly | 3-6 |
| 48" & 54" Hydraulic System | 3-12 |
| 48" & 54" Transmission Assembly | 3-16 |
| Transmission Service Parts | 3-22 |
| Handlebar | 3-24 |
| Throttle | 3-26 |
| Instrument Panel. | 3-28 |
| Instrument Panel, Electric Start. | 3-36 |
| 36" Brake—S/N 13015041 & Higher. | 3-44 |
| 36" Brake—S/N Prior to 13015041 | 3-46 |
| 48" & 54" Brake—S/N 13014137 & Higher | 3-48 |
| 48" & 54" Brake—S/N Prior to 13014137 | 3-50 |

Section 4

| | |
|---------------------------------|-----|
| Wheels & Tires | 4-2 |
| Front Wheel Breakdown | 4-4 |
| Drive Wheel Breakdown | 4-6 |

Section 5

| | |
|---|------|
| Engine, Kawasaki FS481V | 5-2 |
| Fuel & Vapor Lines, Kawasaki FS481V | 5-4 |
| Engine, Kawasaki FS541V & FS600V | 5-6 |
| Fuel & Vapor Lines, Kawasaki FS541V & FS600V. | 5-8 |
| Engine, Kawasaki FS691V | 5-10 |
| Fuel & Vapor Lines, Kawasaki FS691V | 5-14 |
| Engine Service Parts, Kawasaki | 5-16 |
| Battery. | 5-18 |
| 36" Fuel System—S/N 12080000 & Higher | 5-20 |
| 36" Fuel System—S/N Prior to 12080000. | 5-22 |
| 48"/54" Fuel System—S/N 12080000 & Higher | 5-24 |
| 48" & 54" Fuel System—S/N Prior to 12080000. | 5-26 |
| Fuel Service Parts. | 5-28 |

Section 6

| | |
|-----------------------------------|------|
| 36" Deck Decals | 6-2 |
| 36" Deck Pulleys & Spindles | 6-4 |
| 36" Deck | 6-6 |
| 48" Deck Decals | 6-8 |
| 48" Deck Pulleys & Spindles | 6-10 |
| 48" Deck | 6-12 |
| 54" Deck Decals | 6-14 |
| 54" Deck Pulleys & Spindles | 6-16 |
| 54" Deck | 6-18 |
| 36" Deck Lift | 6-20 |
| 36" Deck Mounting | 6-22 |
| 48" & 54" Deck Lift | 6-24 |
| 48" & 54" Deck Mounting | 6-26 |

General Information

This Manual covers BigDog T models **930636, 930750, 930776 & 930842.**

Service Literature

| PART NO. | DESCRIPTION |
|-----------------|------------------------|
| 114579 | OPERATOR'S MANUAL |
| 114514 | WARRANTY STATEMENT |
| 114674BD | GENERAL SERVICE MANUAL |

Options Available From Your Dealer

| PART NO. | DESCRIPTION |
|-----------------|-----------------------|
| 929299 | SIDE CATCHER ASSEMBLY |
| 111478 | 36" ADAPTER KIT |
| 111479 | 48" & 54" ADAPTER KIT |
| 107654 | 36" MULCH KIT |
| 108223 | 48" MULCH KIT |
| 108197 | 54" MULCH KIT |

Note: When ordering parts, you must use the part number as shown for each part, not the index number. Always give the model and serial number to your parts and service representative.

Note: Items sold in bulk such as seals and hoses are sold by the foot.

Using This Manual

This manual is part of a service package for the BigDog™ mowers. Use of this manual in conjunction with other BigDog™ mower and component manuals will provide the information necessary to service and maintain BigDog™ mowers.

This Parts Manual provides a complete parts listing for the unit. Use this manual when ordering parts. Illustrations used were current at the time of printing, but subsequent production changes may cause your machine to vary slightly in detail. Excel Industries, Inc. reserves the right to redesign and change the machine as deemed necessary, without notification. If a change has been made to your machine which is not reflected in this parts manual, see your BigDog™ dealer for current information and parts.

The Service Manual is a service guide for use by Service Technicians. It provides the necessary information needed to perform normal maintenance requirements on these units.

The Operator's Manual provides fundamental operational information and operational safety that is needed when operating the mower.

The component manuals are furnished by the various manufacturers to be used for the troubleshooting and servicing of their products.

Hardware Description Codes & Abbreviations

The following codes are used throughout this parts manual. Refer to this list when ordering parts.

| ABBREVIATION | DESCRIPTION | ABBREVIATION | DESCRIPTION |
|---------------------|--------------------|---------------------|------------------------|
| CB | CARRIAGE BOLT | MB | MACHINE BUSHING |
| CE | CLEVIS PIN | MS | MACHINE SCREW |
| CN | CLIP NUT | NT | NUT |
| CP | COTTER PIN | SC | SELF TAPPING CAP SCREW |
| CS | CAP SCREW | SH | SOCKET HEAD |
| CW | CUP WASHER | SB | SHOULDER BOLT |
| FDRW | FENDER WASHER | SS | SET SCREW |
| FW | FLAT WASHER | OD | OUTSIDE DIAMETER |
| HX | HEX HEAD | ID | INSIDE DIAMETER |
| LW | LOCK WASHER | | |

Standard Torques

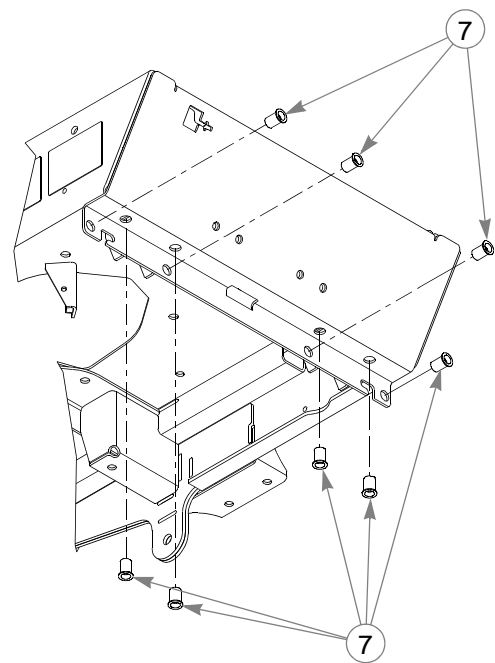
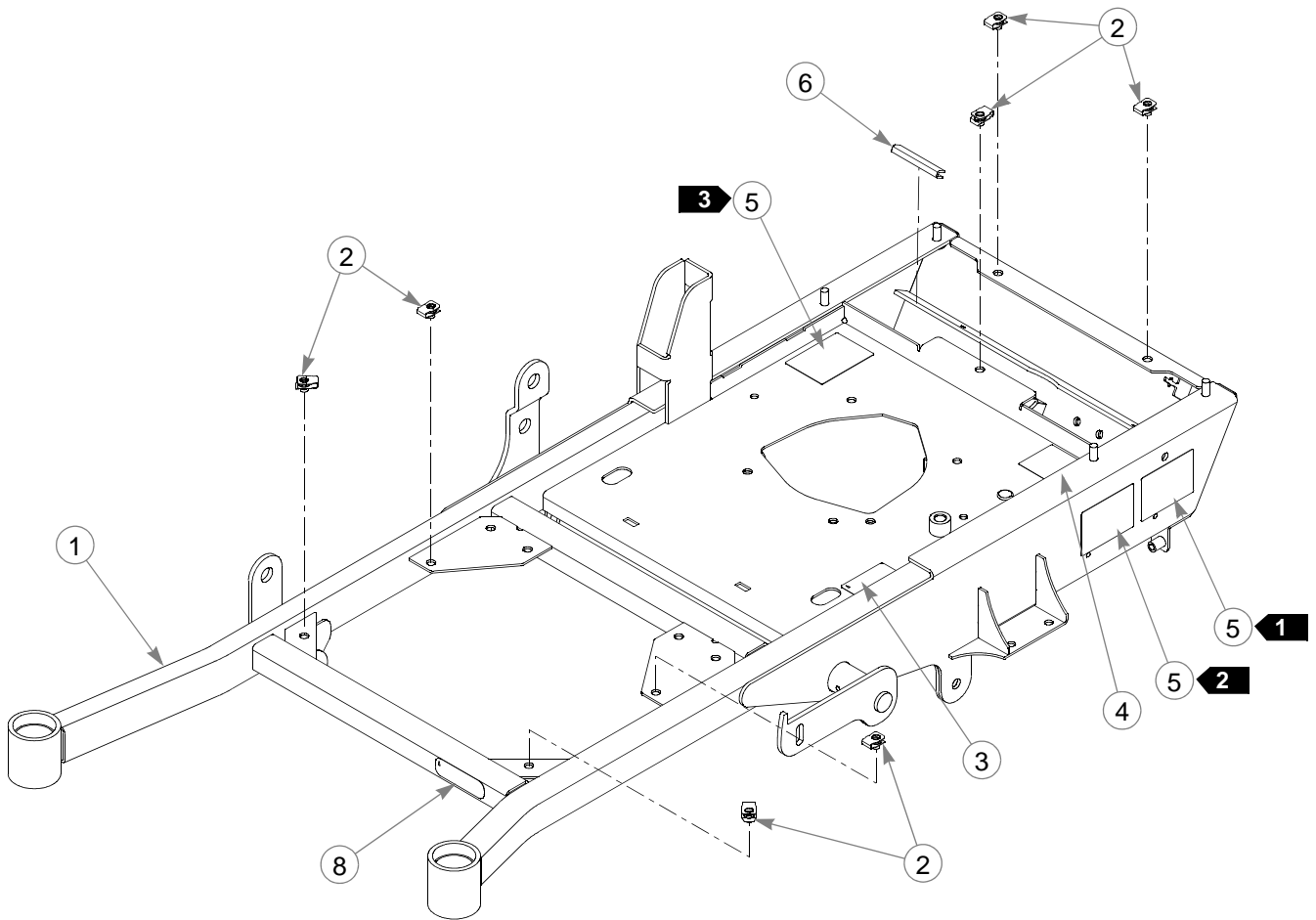
The following chart lists the standard torque values for the threaded fasteners found in this manual. Torque all cap screws, nuts and set screws to these values unless a different torque is shown in the Notes section next to the fastener.

| SIZE | FT-LBS | N-M | SIZE | FT-LBS | N-M |
|-------------|---------------|------------|-------------|---------------|------------|
| .250 | 8.2 | 11.1 | M3 | 1 | 1.3 |
| .312 | 17 | 23 | M4 | 2.2 | 3 |
| .375 | 30 | 40 | M5 | 4.5 | 6.1 |
| .438 | 48 | 65 | M6 | 7.7 | 10.4 |
| .500 | 73 | 99 | M8 | 18.5 | 25 |
| .562 | 105 | 143 | M10 | 37 | 50 |
| .625 | 145 | 200 | M12 | 64 | 87 |
| .750 | 260 | 350 | M14 | 80 | 108.5 |
| .875 | 420 | 565 | M16 | 160 | 215 |
| 1.00 | 625 | 850 | M20 | 320 | 435 |
| | | | M24 | 555 | 750 |

Section 2

| | |
|------------------------|-----|
| 36" Frame | 2-2 |
| 48" & 54" Frames..... | 2-4 |
| 36" Cover | 2-6 |
| 48" & 54" Covers | 2-8 |

36" Frame



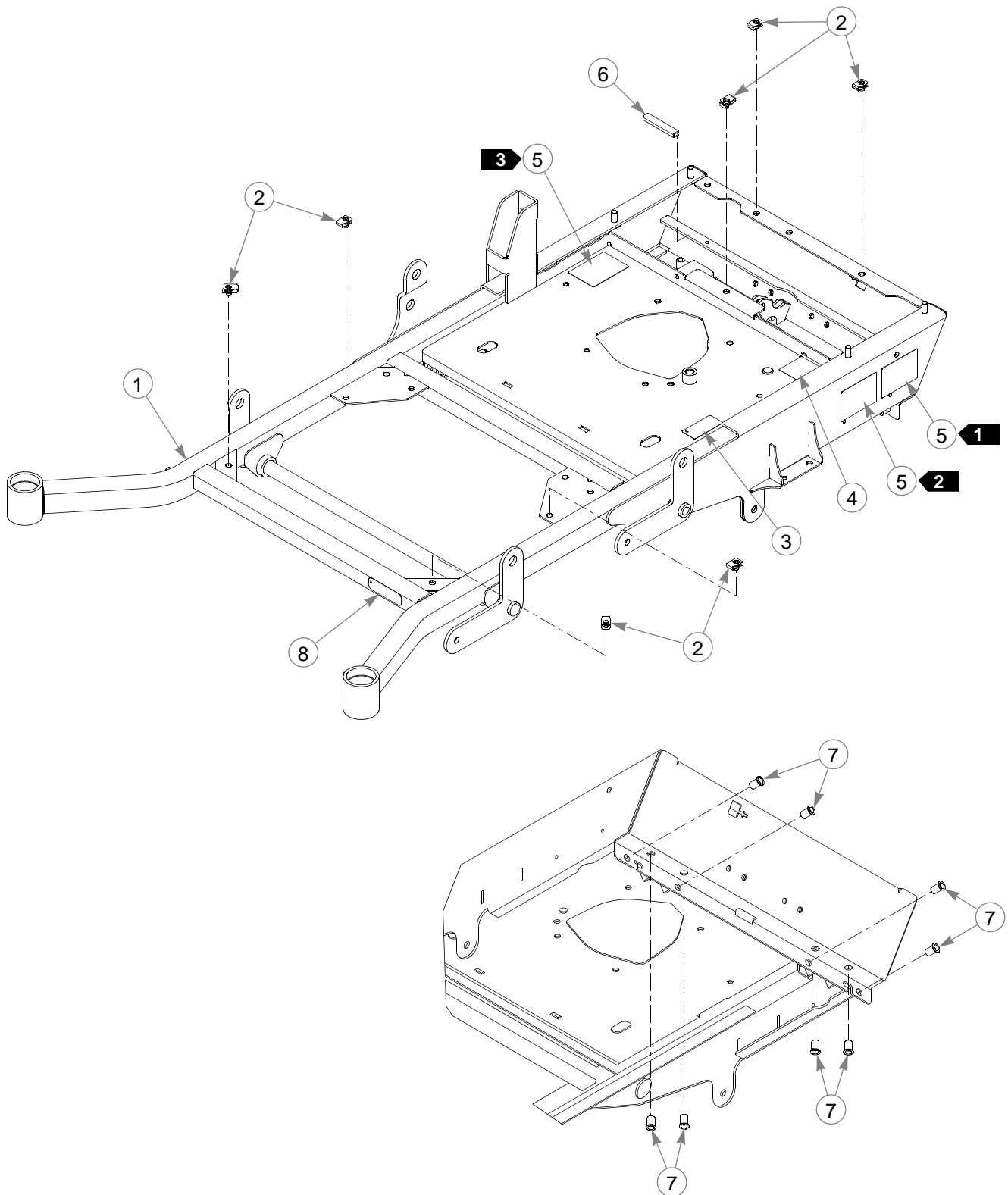
36" Frame

| INDEX NO. | PART NO. | QTY. | DESCRIPTION |
|-----------|----------|------|------------------------------------|
| 1 | 551024 | 1 | 36" FRAME (WITH HARDWARE & DECALS) |
| 2 | 601069 | 7 | CN .312-18 X .20 MAX THK |
| 3 | 602041 | 1 | HOT DECAL |
| 4 | 797647 | 1 | BELT ROUTING DECAL |
| 5 | N/A | 3 | SERIAL NUMBER / EPA / SPEC DECAL |
| 6 | 033001 | 3" | TRIM |
| 7 | 808485 | 8 | 5/16-18 THREAD RIVET NUT |
| 8 | 603507 | 1 | T-36 DECAL |

NOTES:

1. In the event the serial number tag becomes damaged or illegible, please contact your dealer to order a replacement.
2. Patent numbers plate.
3. EPA compliance plate.

48" & 54" Frames



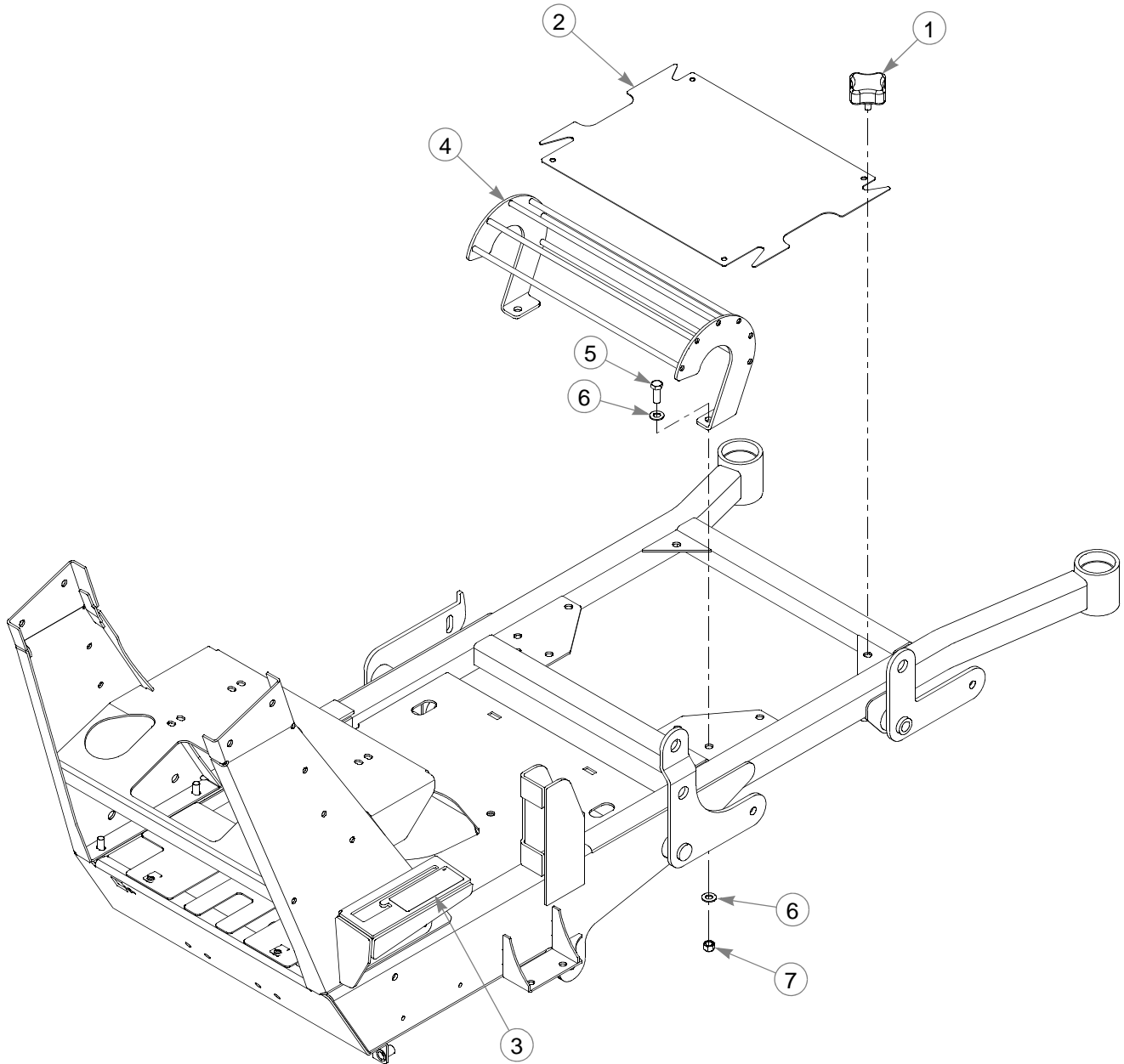
48" & 54" Frames

| INDEX NO. | PART NO. | QTY. | DESCRIPTION |
|-----------|----------|------|------------------------------------|
| 1 | 551025 | 1 | 48" FRAME (WITH HARDWARE & DECALS) |
| | 551026 | 1 | 54" FRAME (WITH HARDWARE & DECALS) |
| 2 | 601069 | 7 | CN .312-18 X .200 MAX THK |
| 3 | 602041 | 1 | HOT DECAL |
| 4 | 797647 | 1 | BELT ROUTING DECAL |
| 5 | N/A | 3 | SERIAL NUMBER / EPA / SPEC DECAL |
| 6 | 033001 | 3" | TRIM |
| 7 | 808485 | 8 | 5/16-18 THREAD RIVET NUT |
| 8 | 603508 | 1 | T-48 DECAL |

NOTES:

1. In the event the serial number tag becomes damaged or illegible, please contact your dealer to order a replacement.
2. Patent numbers plate.
3. EPA compliance plate.

36" Cover

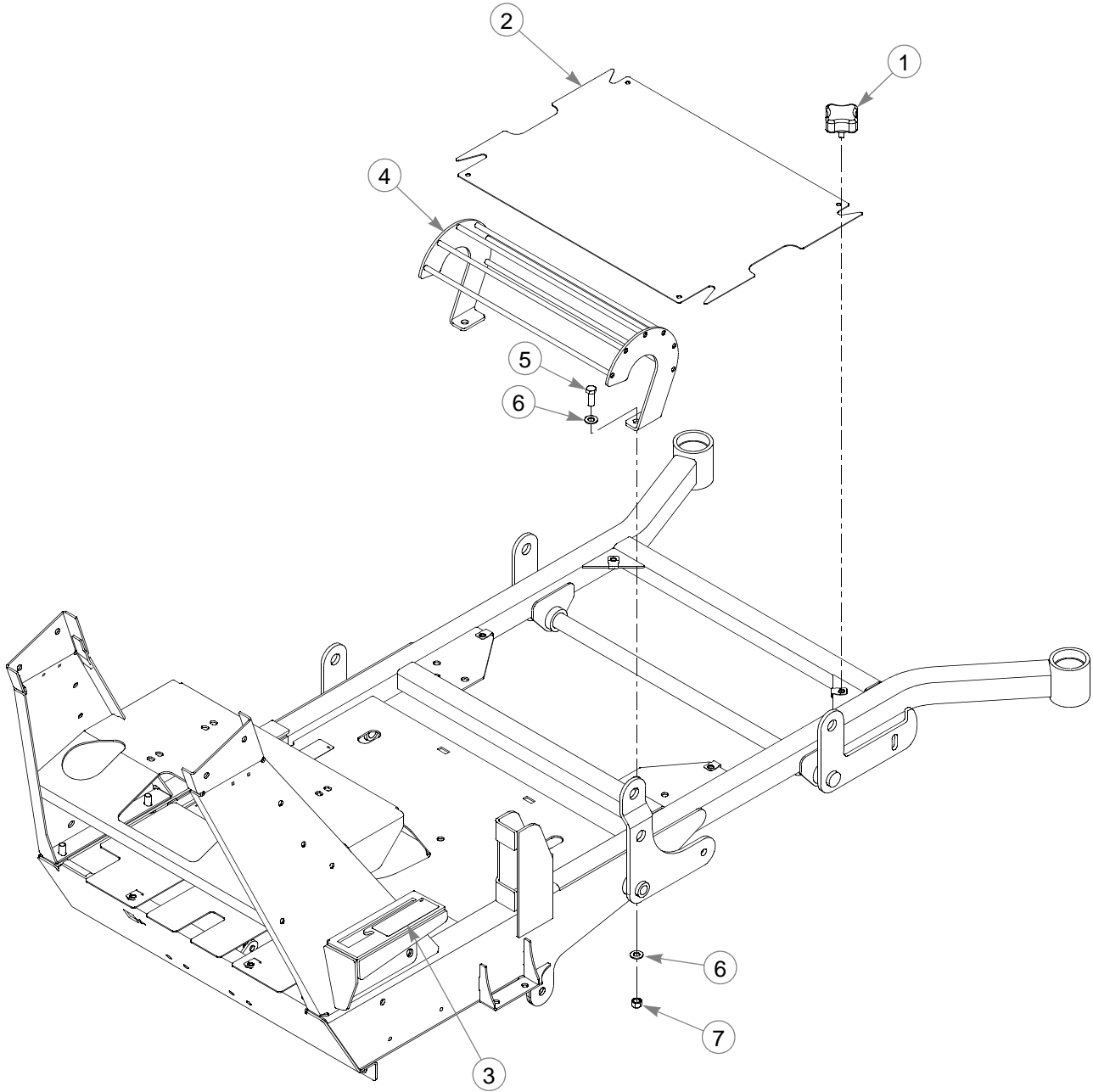


36" Cover

| INDEX NO. | PART NO. | QTY. | DESCRIPTION |
|------------------|-----------------|-------------|---------------------------|
| 1 | 792002 | 4 | KNOB 5/16-18 X 3/4" |
| 2 | 190063 | 1 | COVER |
| 3 | 602061 | 1 | DECK HEIGHT IND DECAL |
| 4 | 114509 | 1 | SHIELD |
| 5 | 036244 | 2 | CS .375-16 X 1.00 HX G5 |
| 6 | 767954 | 4 | FW .406 X .812 X .060 SAE |
| 7 | 086660 | 2 | NT .375-16 HXZY NL |

NOTES:

48" & 54" Covers



48" & 54" Covers

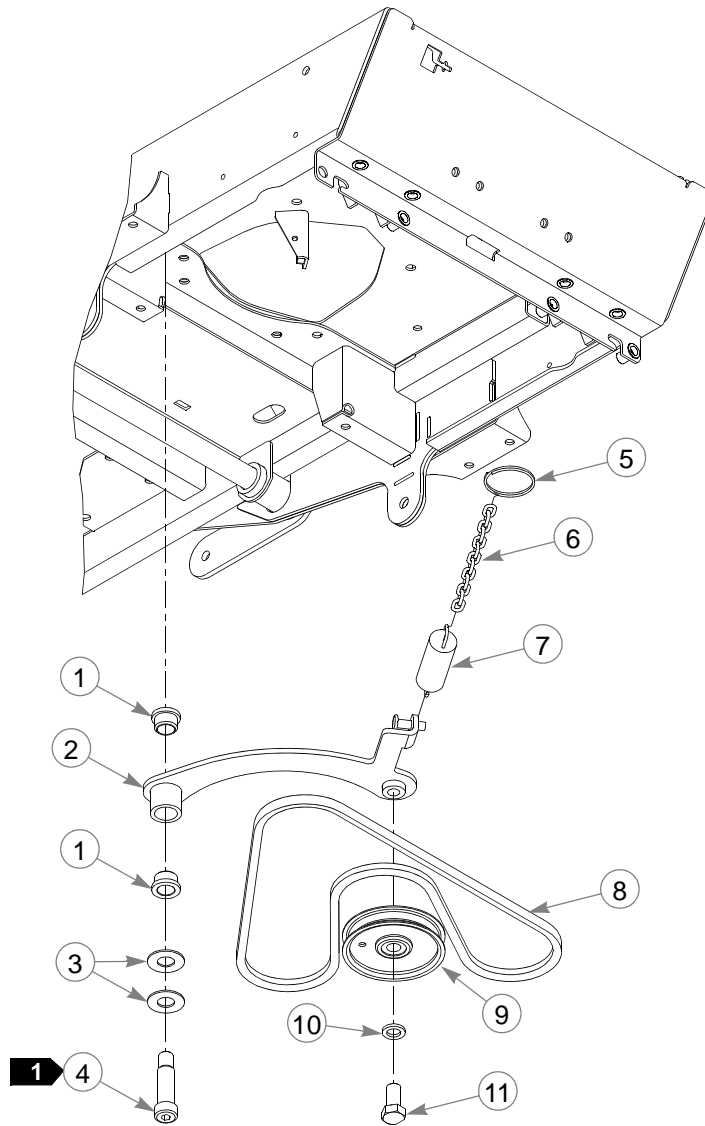
| INDEX NO. | PART NO. | QTY. | DESCRIPTION |
|------------------|-----------------|-------------|---------------------------|
| 1 | 792002 | 4 | KNOB 5/16-18 X 3/4" |
| 2 | 190064 | 1 | COVER |
| 3 | 602061 | 1 | DECK HEIGHT IND DECAL |
| 4 | 114509 | 1 | SHIELD |
| 5 | 036244 | 2 | CS .375-16 X 1.00 HX G5 |
| 6 | 767954 | 4 | FW .406 X .812 X .060 SAE |
| 7 | 086660 | 2 | NT .375-16 HXZY NL |

NOTES:

Section 3

| | |
|---|------|
| 36" Hydraulic System | 3-2 |
| 36" Transmission Assembly | 3-6 |
| 48" & 54" Hydraulic System. | 3-12 |
| 48" & 54" Transmission Assembly. | 3-16 |
| Transmission Service Parts. | 3-22 |
| Handlebar | 3-24 |
| Throttle. | 3-26 |
| Instrument Panel | 3-28 |
| Instrument Panel, Electric Start | 3-36 |
| 36" Brake—S/N 13015041 & Higher | 3-44 |
| 36" Brake—S/N Prior to 13015041 | 3-46 |
| 48" & 54" Brake—S/N 13014137 & Higher | 3-48 |
| 48" & 54" Brake—S/N Prior to 13014137 | 3-50 |

36" Hydraulic System



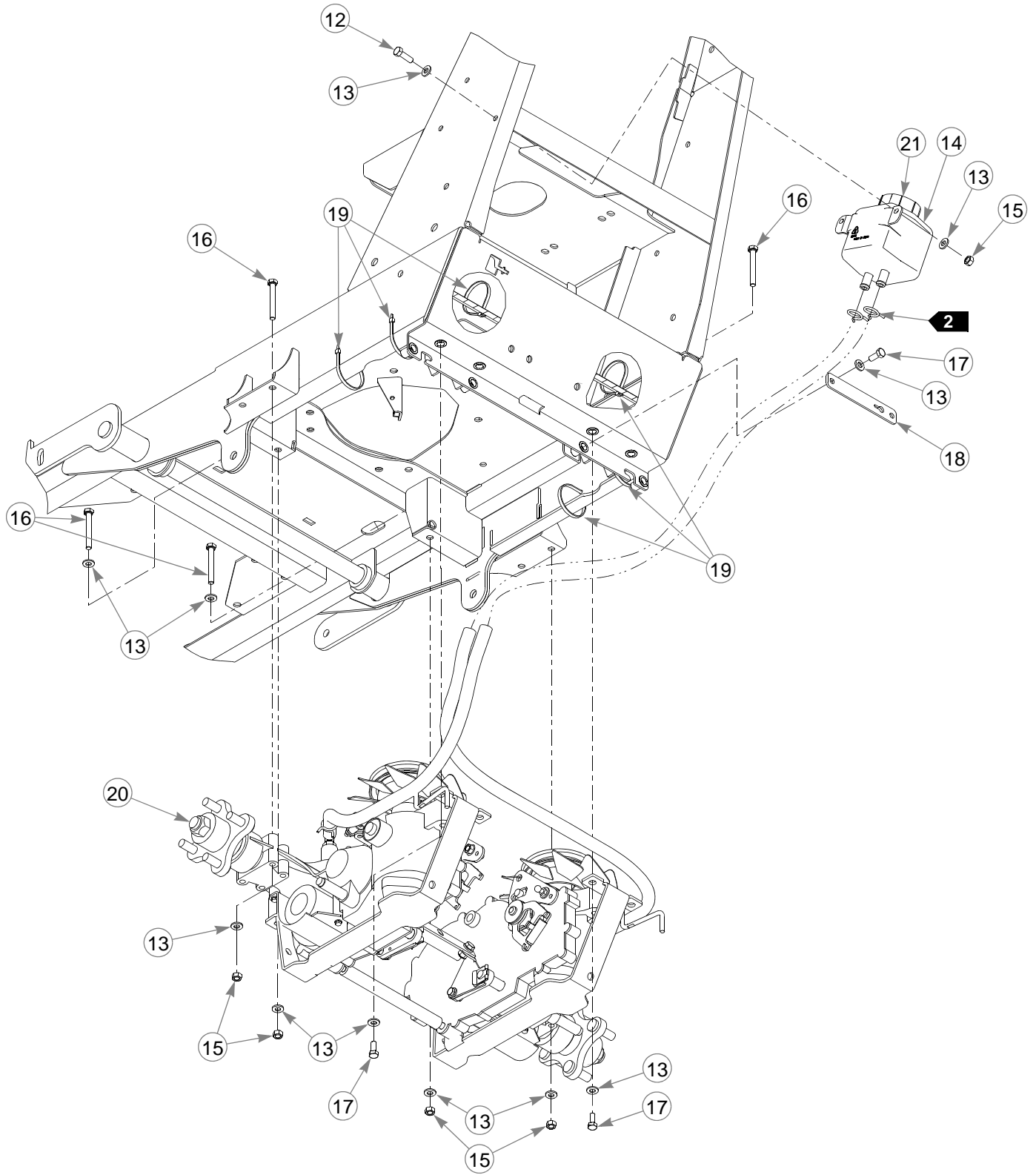
36" Hydraulic System

| INDEX NO. | PART NO. | QTY. | DESCRIPTION |
|-----------|----------|------|----------------------------|
| 1 | 781153 | 2 | BUSHING |
| 2 | 110551 | 1 | IDLER ARM |
| 3 | 025296 | 2 | FW .760 X 1.625 X .08 ZNYC |
| 4 | 601084 | 1 | SB .750 X 2.00 SH.625-11 |
| 5 | 778746 | 1 | RING, 2" ID SPLIT |
| 6 | 259812 | 1 | CHAIN |
| 7 | 036384 | 1 | SPRING 1/4 COIL PL 1.23 |
| 8 | 601838 | 1 | BELT, A SEC 58.5" EL |
| 9 | 786848 | 1 | IDLER PULLEY |
| 10 | 028118 | 1 | FW .625 X 1.00 X .134 ZNYC |
| 11 | 781872 | 1 | CS .625-11 X 1.25 HX G5 Z |

NOTES:

1. Torque to 100 ft-lbs.

36" Hydraulic System



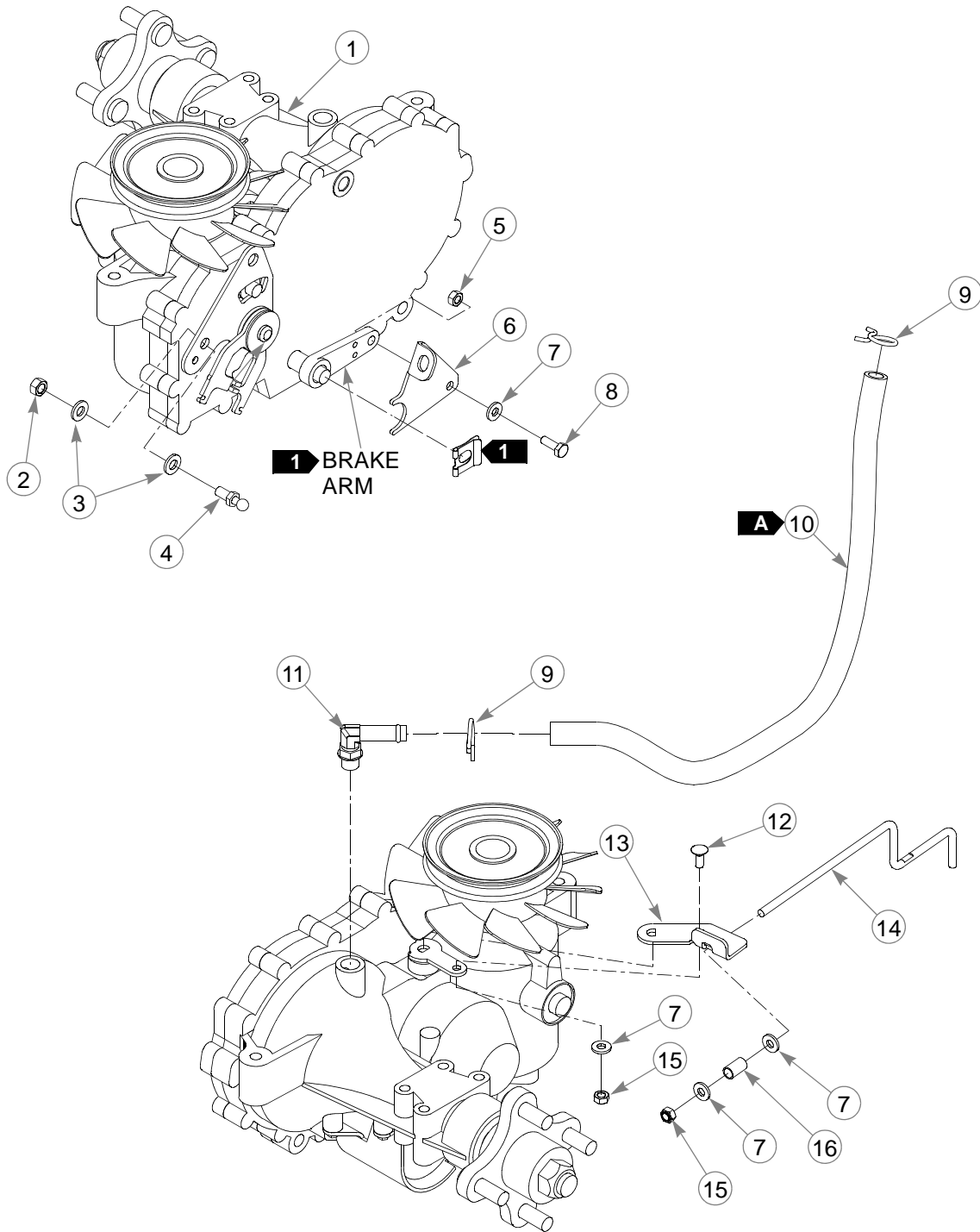
36" Hydraulic System

| INDEX NO. | PART NO. | QTY. | DESCRIPTION |
|-----------|----------|------|-----------------------------|
| 12 | 036236 | 2 | CS .312-18 X 1.00 HX G5 |
| 13 | 768523 | 24 | FW .343 X .687 X .051/.080H |
| 14 | 601996 | 1 | OVERFLOW TANK (WITH CAP) |
| 15 | 034272 | 10 | NT .312-18 HX G5 ZNYC |
| 16 | 710087 | 8 | CS .312-18 X 2.50 HX G5 |
| 17 | 034280 | 8 | CS .312-18 X .75 HX G5 |
| 18 | 111157 | 2 | TOW VALVE PLATE |
| 19 | 000331 | 6 | WIRE TIE |
| 20 | N/A | 1 | TRANSMISSION ASSEMBLY |
| 21 | 600767 | 1 | OVERFLOW TANK CAP |

NOTES:

2. Part of the transmission assembly.


36" Transmission Assembly



36" Transmission Assembly

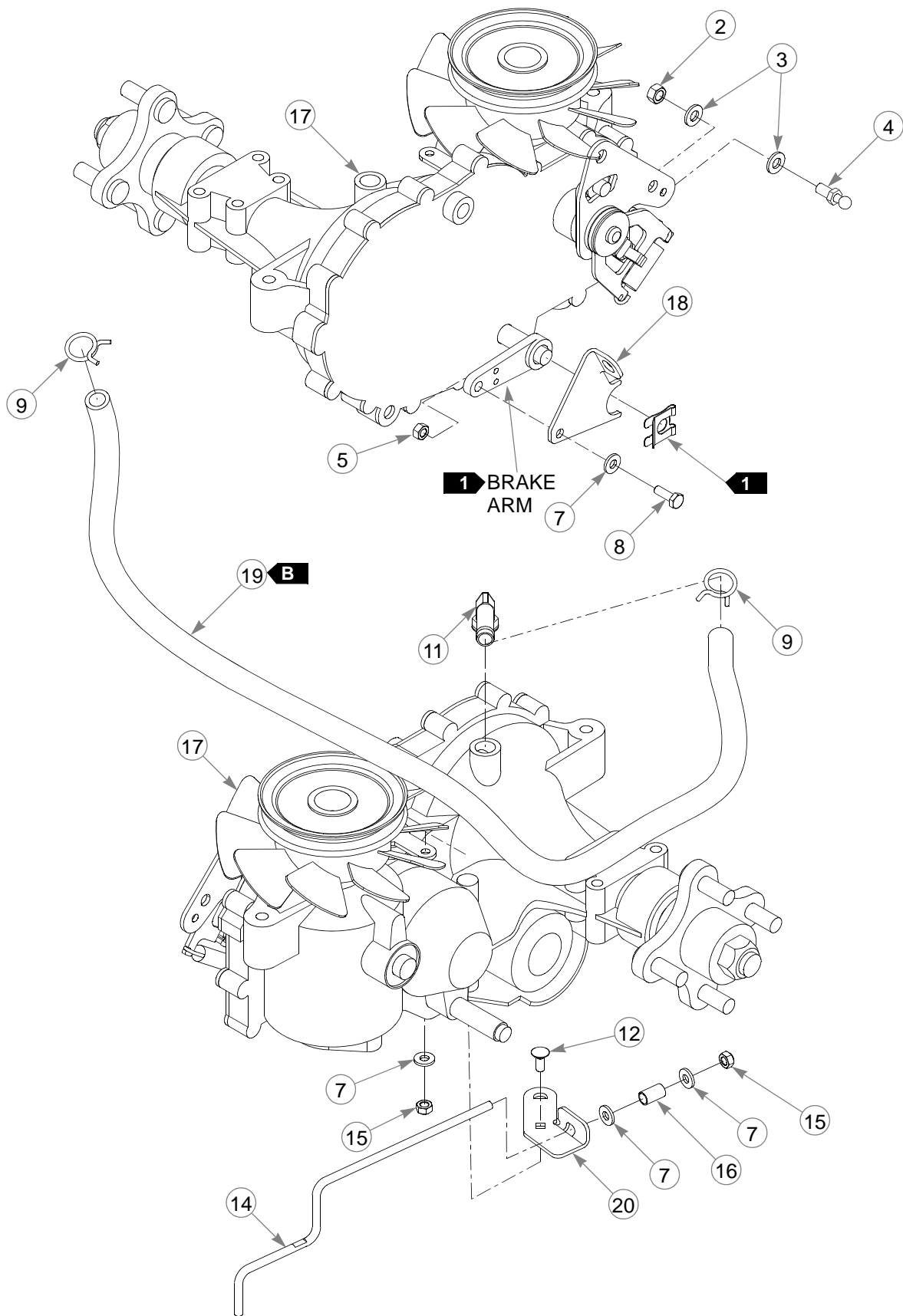
| INDEX NO. | PART NO. | QTY. | DESCRIPTION |
|-----------|----------|------|-----------------------------|
| 1 | 601682 | 1 | LS TRANSMISSION |
| 2 | 034272 | 2 | NT .312-18 HX G5 ZNYC |
| 3 | 768523 | 8 | FW .343 X .687 X .051/.080H |
| 4 | 781922 | 2 | BALL STUD |
| 5 | 024927 | 2 | NT .250-20 HX G5 ZNYC |
| 6 | 109202 | 1 | LS BRAKE SPRING LINK |
| 7 | 768515 | 8 | FW .281 X .625 X .051/.080H |
| 8 | 055939 | 2 | CS .250-20 X .75 HX G5 |
| 9 | 601001 | 4 | SPRING CLAMP |
| 10 | 787713 | 22" | HOSE, 0.50" LOW PRESSURE |
| 11 | 601219 | 2 | FITTING, 90 - 9/16 SAE |
| 12 | 601503 | 2 | CB .250-20 X .625 ZNYC |
| 13 | 111616 | 1 | LS TOW VALVE BRACKET |
| 14 | 602228 | 2 | TOW LINK ROD |
| 15 | 068551 | 4 | NT .250-20 HX ZY NL |
| 16 | 041988 | 2 | SPRING |

NOTES:

| HOSE LENGTHS | | |
|---|-----|-------------------------|
|  | 22" | 0.50" LOW PRESSURE HOSE |

1. Supplied with the transmission.

36" Transmission Assembly



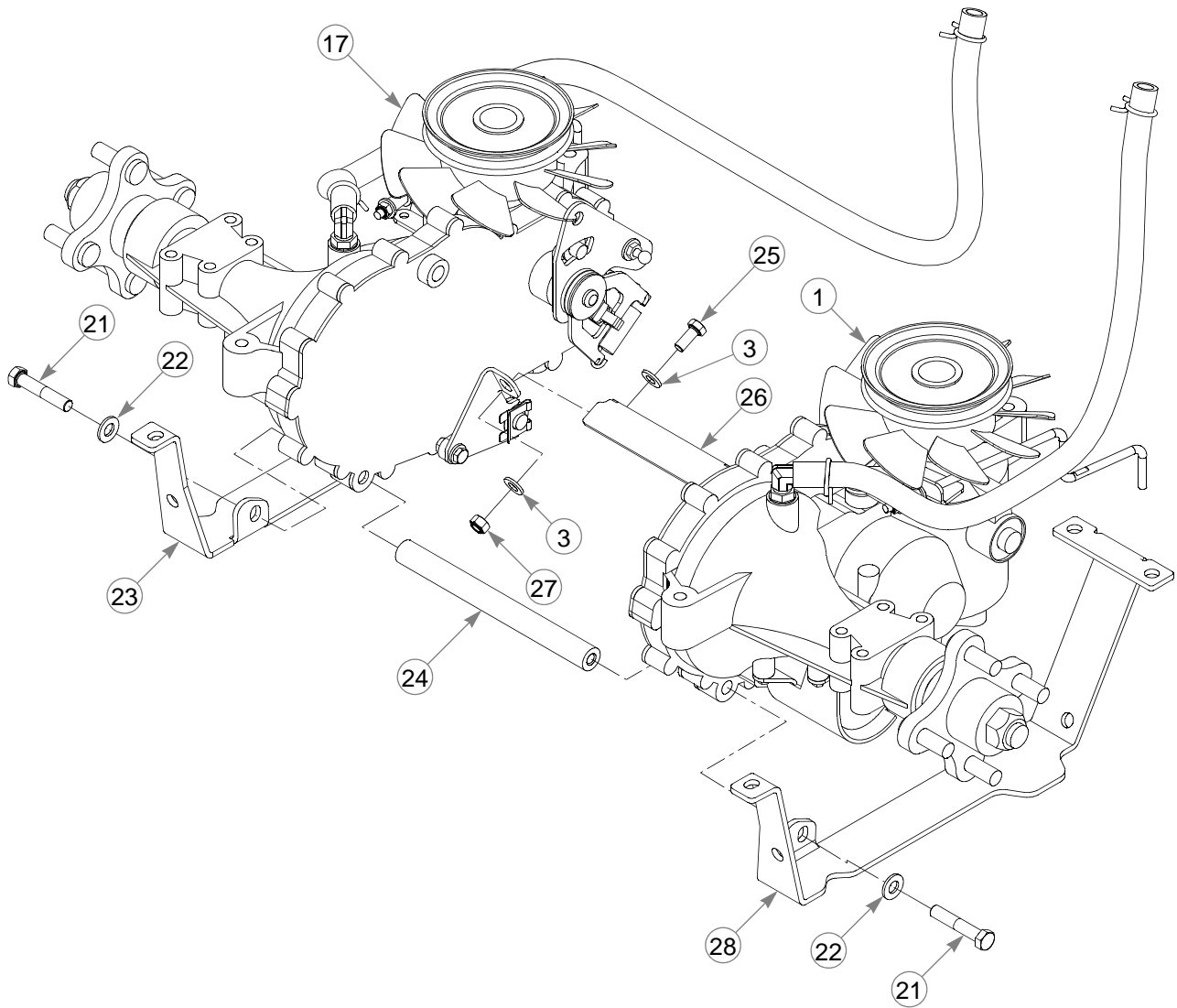
36" Transmission Assembly

| INDEX NO. | PART NO. | QTY. | DESCRIPTION |
|-----------|----------|-------|--------------------------|
| 17 | 601683 | 1 | RS TRANSMISSION |
| 18 | 109203 | 1 | RS BRAKE SPRING LINK |
| 19 | 787713 | 37.5" | HOSE, 0.50" LOW PRESSURE |
| 20 | 111617 | 1 | RS TOW VALVE BRACKET |

NOTES:

| HOSE LENGTHS | | |
|---------------------|-------|-------------------------|
| B | 37.5" | 0.50" LOW PRESSURE HOSE |

36" Transmission Assembly

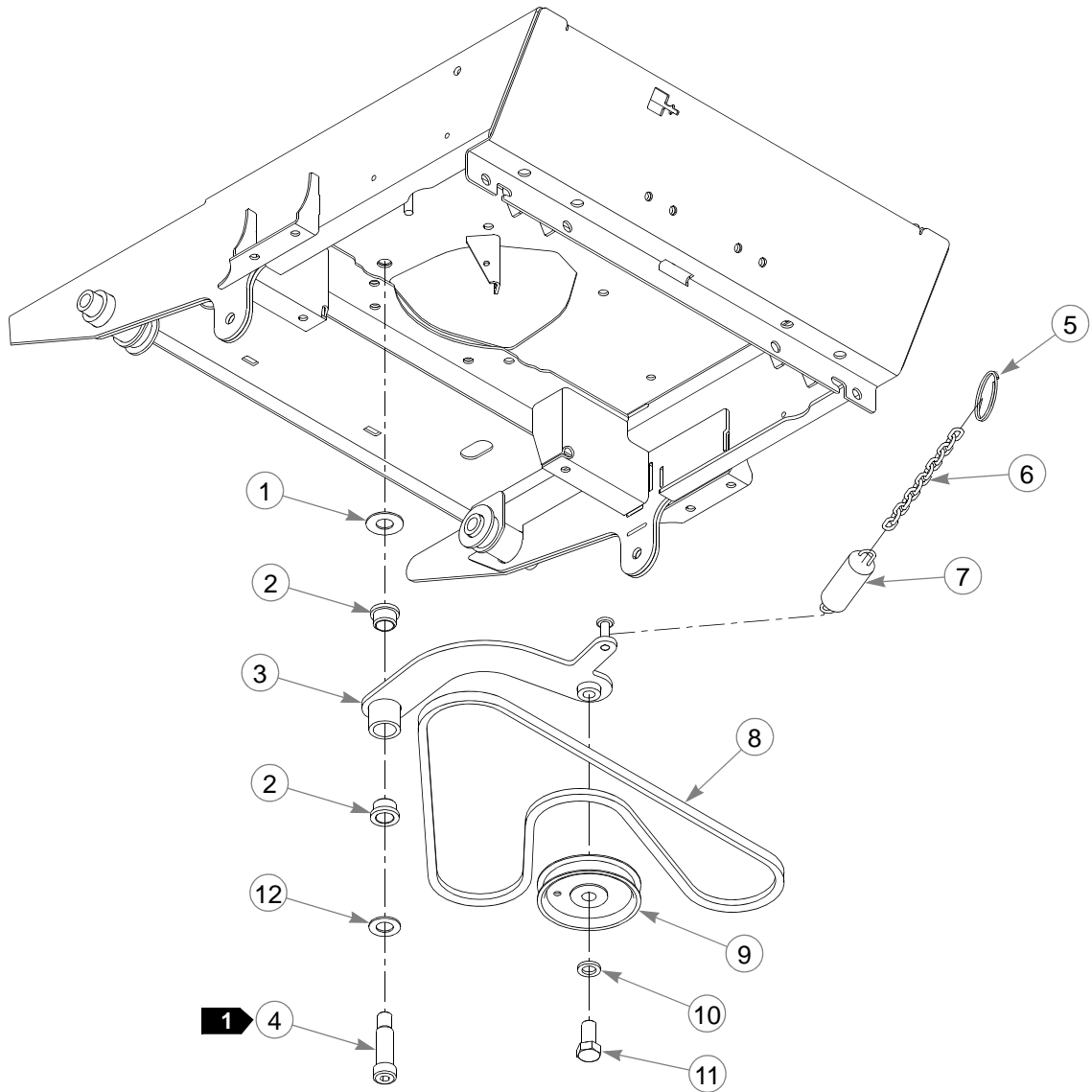


36" Transmission Assembly

| INDEX NO. | PART NO. | QTY. | DESCRIPTION |
|-----------|----------|------|---------------------------|
| 21 | 016410 | 2 | CS .375-16 X 2.00 G5 ZNYC |
| 22 | 767954 | 2 | FW .406 X .812 X .060 SAE |
| 23 | 110731 | 1 | RS CHARGE PUMP COVER |
| 24 | 110537 | 1 | SPACER TUBE |
| 25 | 034280 | 2 | CS .312-18 X .75 HX G5 |
| 26 | 110538 | 1 | BRAKE PULL BRACKET |
| 27 | 058776 | 2 | NT .312-18 HX ZY NL |
| 28 | 110730 | 1 | LS CHARGE PUMP COVER |

NOTES:

48" & 54" Hydraulic System



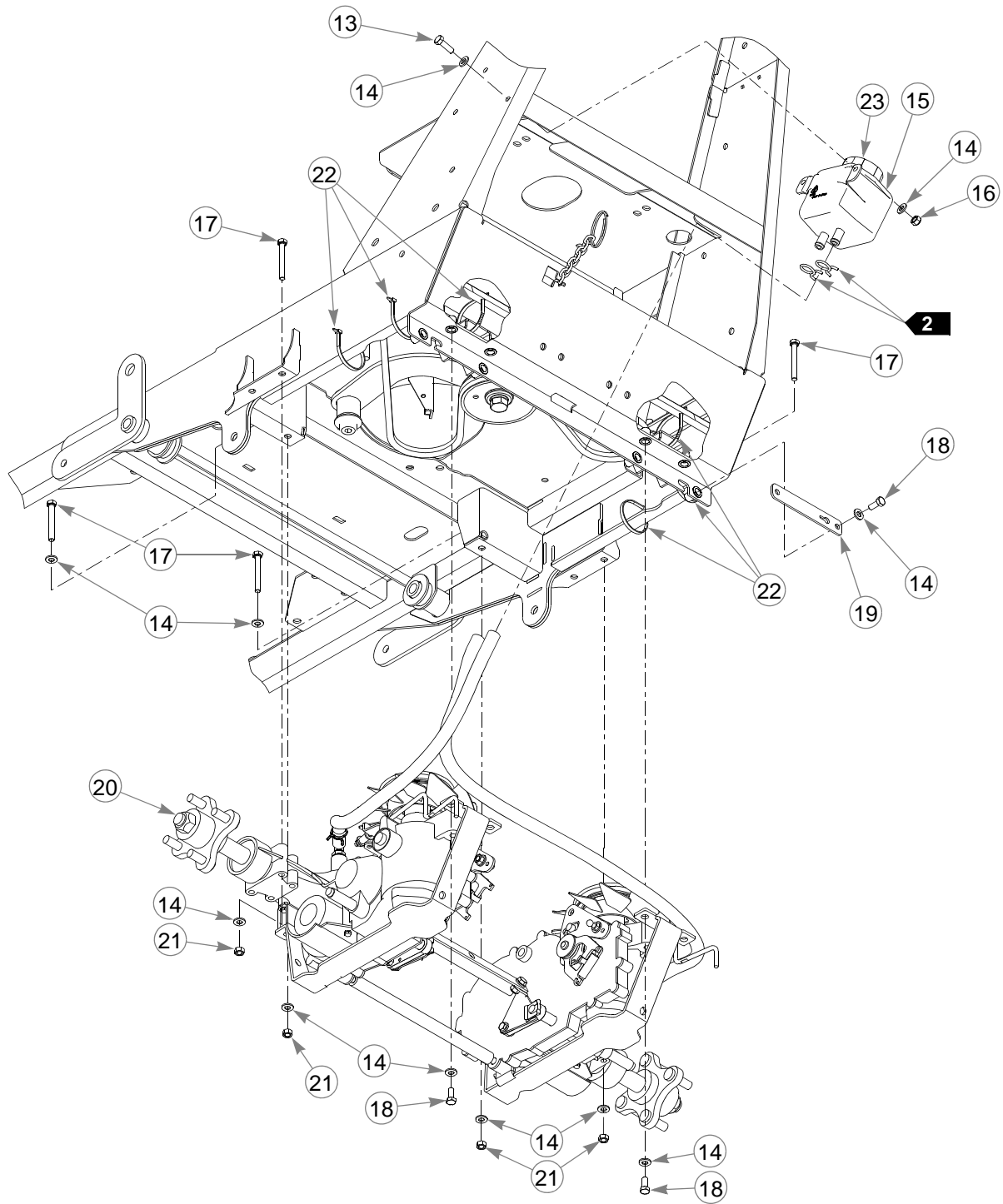
48" & 54" Hydraulic System

| INDEX NO. | PART NO. | QTY. | DESCRIPTION |
|-----------|----------|------|----------------------------|
| 1 | 025296 | 1 | FW .760 X 1.625 X .08 ZNYC |
| 2 | 781153 | 2 | BUSHING |
| 3 | 110739 | 1 | PUMP IDLER ARM |
| 4 | 601084 | 1 | SB .750 X 2.00 SH.625-11 |
| 5 | 778746 | 1 | RING, 2" ID SPLIT |
| 6 | 259812 | 1 | CHAIN |
| 7 | 036384 | 1 | SPRING 1/4 COIL PL 1.23 |
| 8 | 793836 | 1 | BELT, A 63" EL |
| 9 | 786848 | 1 | IDLER PULLEY |
| 10 | 028118 | 1 | FW .625 X 1.00 X .134 ZNYC |
| 11 | 781872 | 1 | CS .625-11 X 1.25 HX G5 Z |
| 12 | 604514 | 1 | FW .760 X1.38 X .080 |

NOTES:

1. Torque to 100 ft-lbs.

48" & 54" Hydraulic System



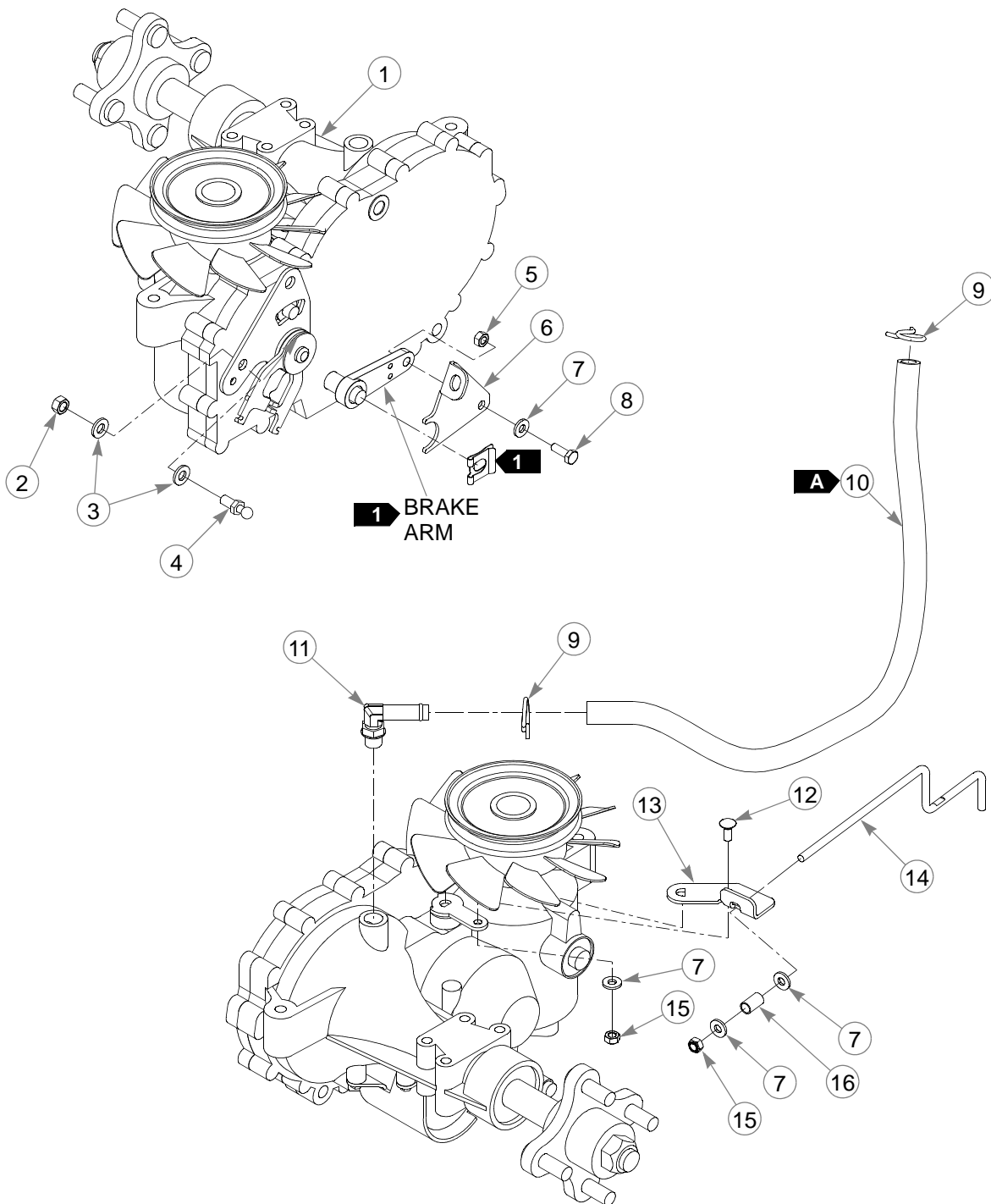
48" & 54" Hydraulic System

| INDEX NO. | PART NO. | QTY. | DESCRIPTION |
|-----------|----------|------|-----------------------------|
| 13 | 036236 | 2 | CS .312-18 X 1.00 HX G5 |
| 14 | 768523 | 24 | FW .343 X .687 X .051/.080H |
| 15 | 601996 | 1 | OVERFLOW TANK (WITH CAP) |
| 16 | 058776 | 2 | NT .312-18 HX ZY NL |
| 17 | 710087 | 8 | CS .312-18 X 2.50 HX G5 |
| 18 | 034280 | 8 | CS .312-18 X .75 HX G5 |
| 19 | 111157 | 2 | TOW VALVE PLATE |
| 20 | N/A | 1 | TRANSMISSION ASSEMBLY |
| 21 | 034272 | 8 | NT .312-18 HX G5 ZNYC |
| 22 | 000331 | 6 | WIRE TIE |
| 23 | 600767 | 1 | OVERFLOW TANK CAP |

NOTES:

2. Part of the transmission assembly.


48" & 54" Transmission Assembly



48" & 54" Transmission Assembly

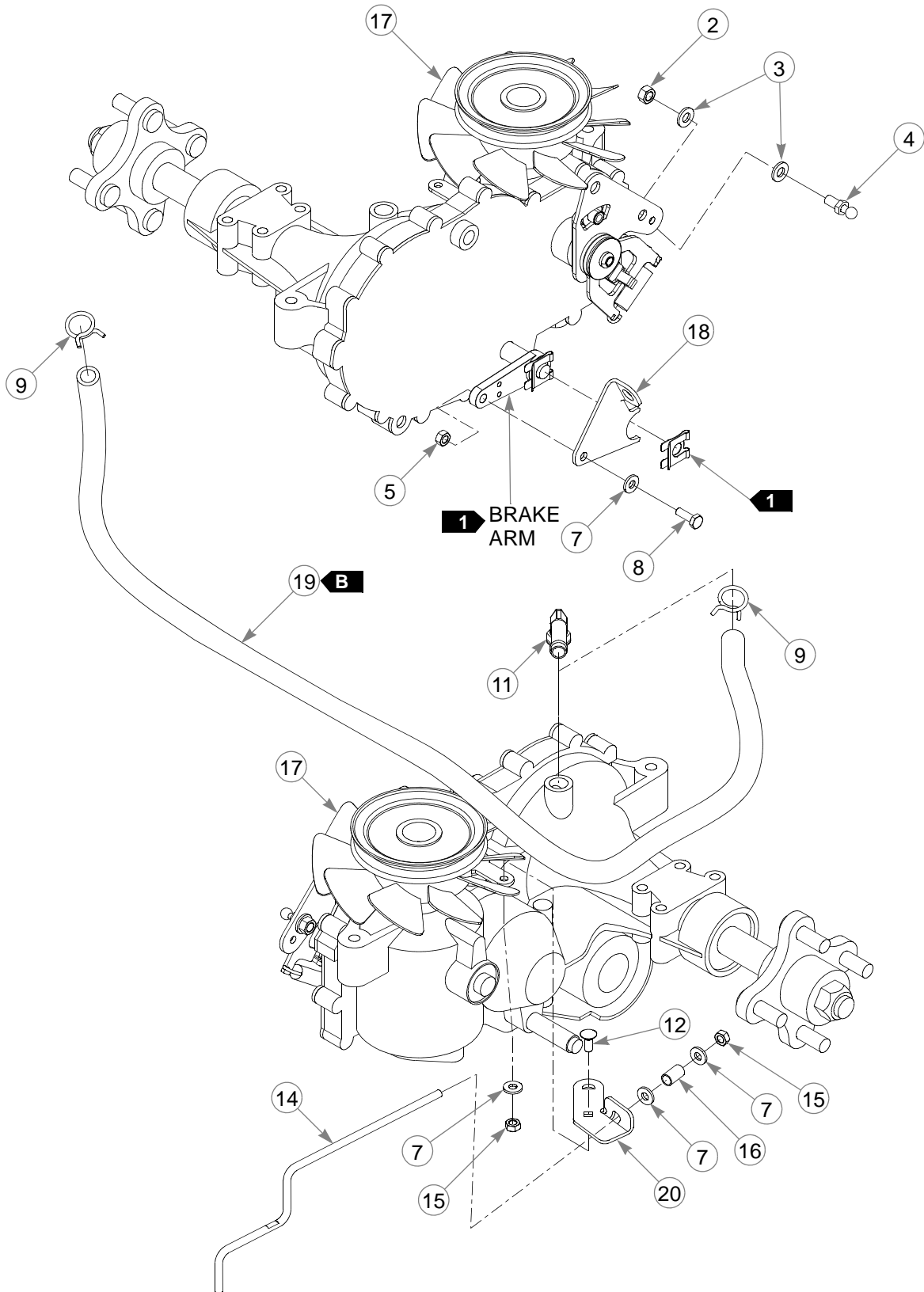
| INDEX NO. | PART NO. | QTY. | DESCRIPTION |
|-----------|----------|------|-----------------------------|
| 1 | 601729 | 1 | LS TRANSMISSION |
| 2 | 034272 | 2 | NT .312-18 HX G5 ZNYC |
| 3 | 768523 | 8 | FW .343 X .687 X .051/.080H |
| 4 | 781922 | 2 | BALL STUD |
| 5 | 024927 | 2 | NT .250-20 HX G5 ZNYC |
| 6 | 109202 | 1 | LS BRAKE SPRING LINK |
| 7 | 768515 | 8 | FW .281 X .625 X .051/.080H |
| 8 | 055939 | 2 | CS .250-20 X .75 HX G5 |
| 9 | 601001 | 4 | SPRING CLAMP |
| 10 | 787713 | 23" | HOSE, 0.50" LOW PRESSURE |
| 11 | 601219 | 2 | FITTING, 90 - 9/16 SAE |
| 12 | 601503 | 2 | CB .250-20 X .625 ZNYC |
| 13 | 111616 | 1 | LS TOW VALVE BRACKET |
| 14 | 602228 | 2 | TOW LINK ROD |
| 15 | 068551 | 4 | NT .250-20 HX ZY NL |
| 16 | 041988 | 2 | SPRING |

NOTES:

| HOSE LENGTHS | | |
|---|-----|-------------------------|
|  | 23" | 0.50" LOW PRESSURE HOSE |

1. Supplied with the transmission.

48" & 54" Transmission Assembly



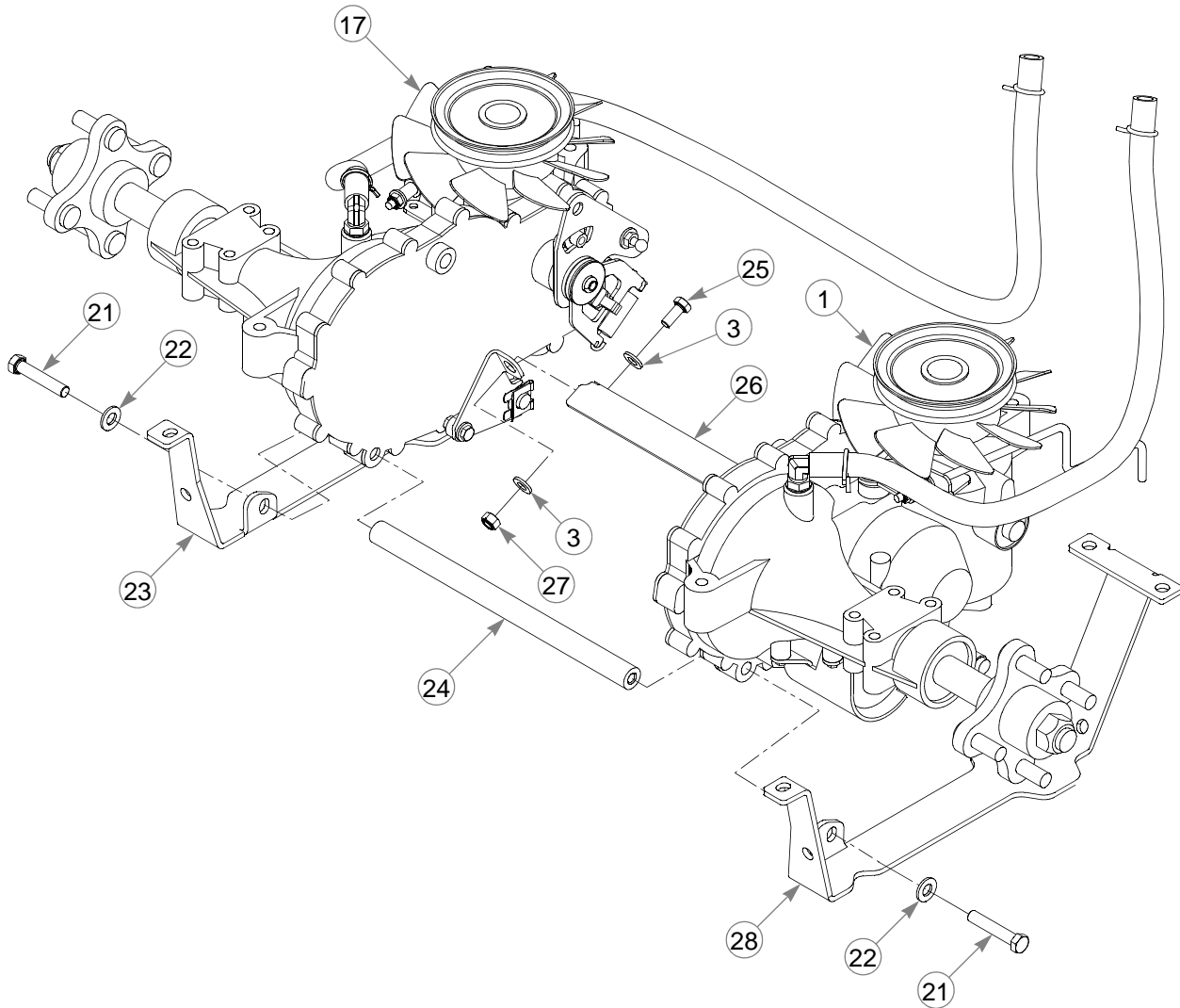
48" & 54" Transmission Assembly

| INDEX NO. | PART NO. | QTY. | DESCRIPTION |
|-----------|----------|------|--------------------------|
| 17 | 601730 | 1 | RS TRANSMISSION |
| 18 | 109203 | 1 | RS BRAKE SPRING LINK |
| 19 | 787713 | 43" | HOSE, 0.50" LOW PRESSURE |
| 20 | 111617 | 1 | RS TOW VALVE BRACKET |

NOTES:

| HOSE LENGTHS | | |
|---------------------|-----|-------------------------|
| B | 43" | 0.50" LOW PRESSURE HOSE |

48" & 54" Transmission Assembly

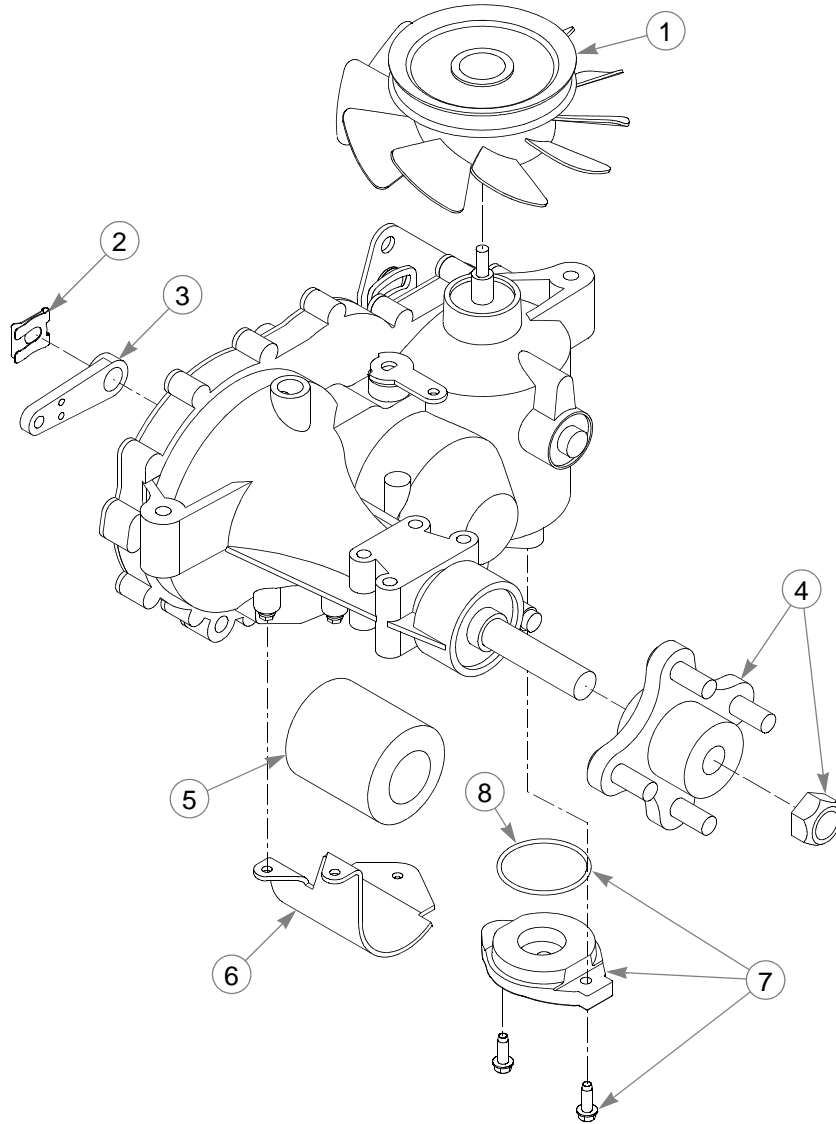


48" & 54" Transmission Assembly

| INDEX NO. | PART NO. | QTY. | DESCRIPTION |
|-----------|----------|------|---------------------------|
| 21 | 016410 | 2 | CS .375-16 X 2.00 G5 ZNYC |
| 22 | 767954 | 2 | FW .406 X .812 X .060 SAE |
| 23 | 110731 | 1 | RS CHARGE PUMP COVER |
| 24 | 600987 | 1 | SPACER TUBE |
| 25 | 034280 | 2 | CS .312-18 X .75 HX G5 |
| 26 | 110601 | 1 | BRAKE PULL BRACKET |
| 27 | 058776 | 2 | NT .312-18 HX ZY NL |
| 28 | 110730 | 1 | LS CHARGE PUMP COVER |

NOTES:

Transmission Service Parts

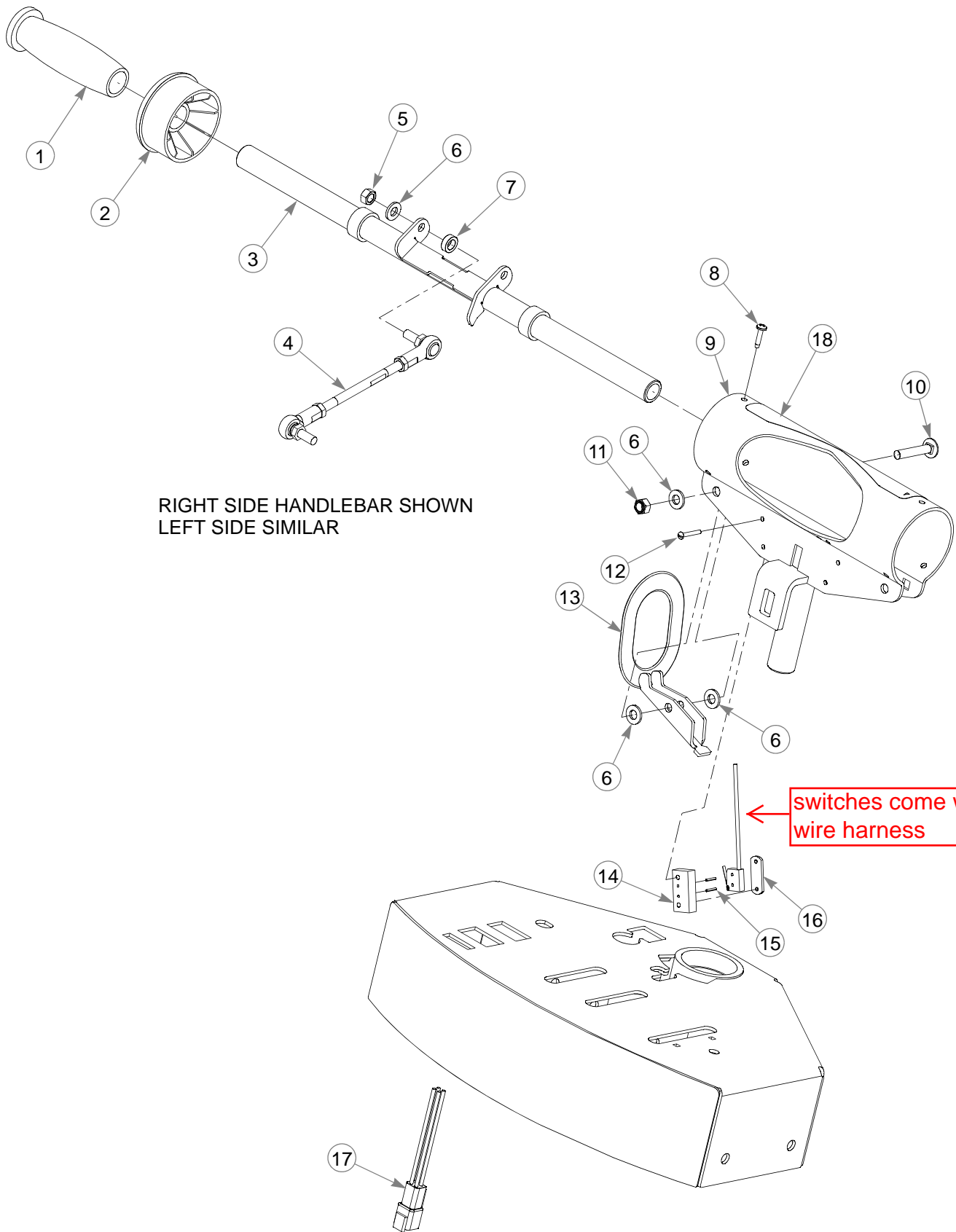


| INDEX NO. | PART NO. | QTY. | DESCRIPTION |
|-----------|----------|------|------------------------------|
| 1 | 602094 | 1 | FAN/PULLEY KIT |
| 2 | 600972 | 1 | RETAINING CLIP |
| 3 | 601221 | 1 | BRAKE ARM |
| 4 | 601433 | 1 | 4 BOLT HUB KIT |
| 5 | 600976 | 1 | OIL FILTER |
| 6 | 600974 | 1 | RS FILTER GUARD |
| | 600975 | 1 | LS FILTER GUARD |
| 7 | 603572 | 1 | CHARGE COVER KIT |
| 8 | 603223 | 1 | O-RING |
| 9 | 602208 | 1 | EXTENSION SPRING (NOT SHOWN) |

NOTES:

This page intentionally left blank.

Handlebar

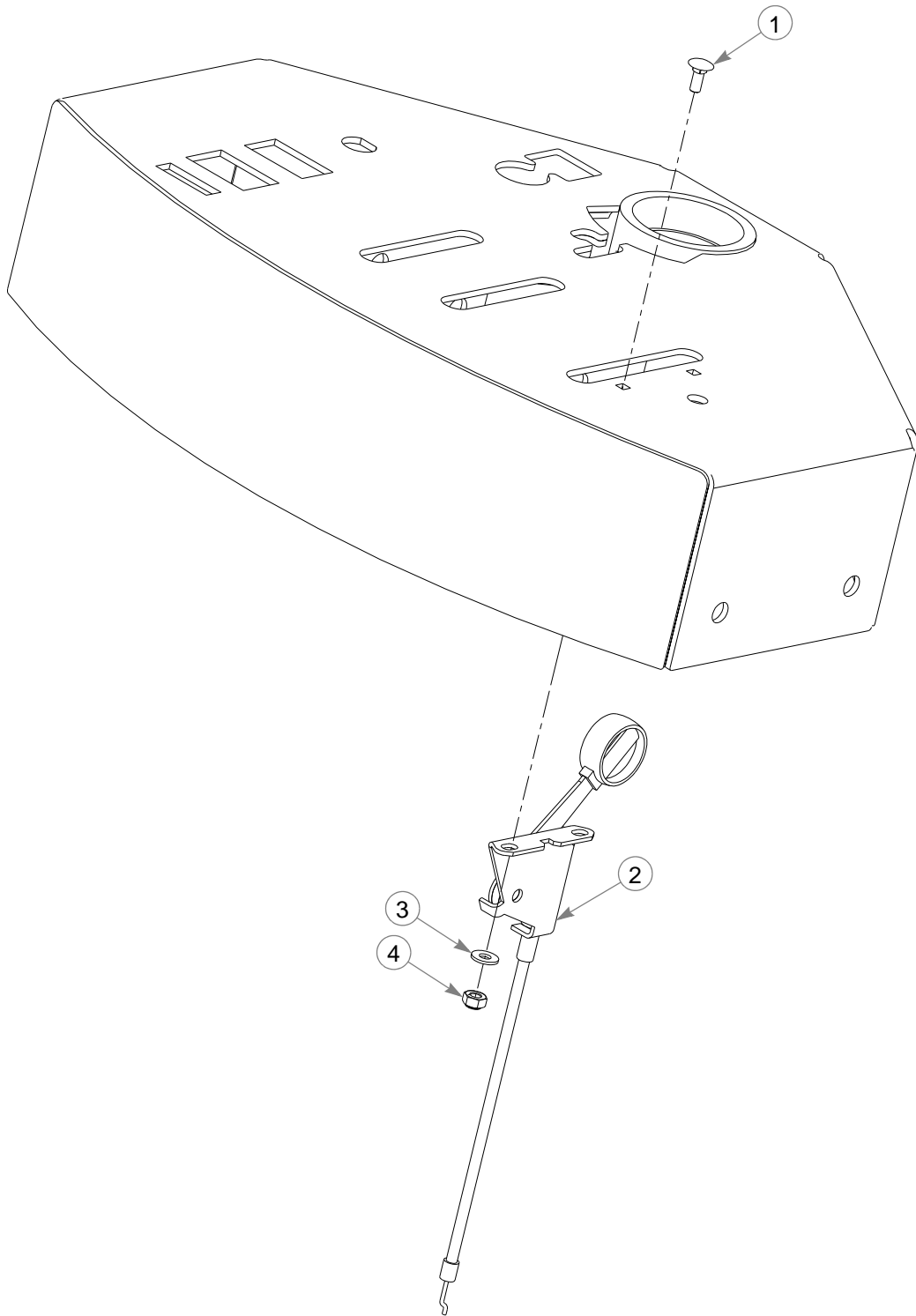


Handlebar

| INDEX NO. | PART NO. | QTY. | DESCRIPTION |
|-----------|----------|------|-----------------------------|
| 1 | 771139 | 2 | GRIP, .875 X 4.562 BLK |
| 2 | 773556 | 2 | STEERING BEARING |
| 3 | 110766 | 1 | STEERING BAR |
| 4 | 785766 | 2 | STEERING ROD ADJUSTER |
| 5 | 041152 | 2 | NT .312-24 HX ZNYC |
| 6 | 768523 | 8 | FW .343 X .687 X .051/.080H |
| 7 | 601839 | 2 | PIVOT SPACER BUSHING |
| 8 | 769299 | 6 | SC #10 X .75 PHILLIPS T |
| 9 | 551031 | 1 | STEERING COVER (WITH DECAL) |
| 10 | 779157 | 2 | CB .312-18 X 1.75 G5 |
| 11 | 058776 | 2 | NT .312-18 HX ZY NL |
| 12 | 077842 | 4 | MS # 6-32 X 1.00 RD SL |
| 13 | 341826 | 2 | OPC ARM |
| 14 | 342378 | 2 | SWITCH SPACER |
| 15 | 779165 | 4 | RP .078 X .50 LONG ZN |
| 16 | 039693 | 2 | WN #6-32 X 1.00 TP 1116 |
| 17 | 601972 | 1 | WIRE HARNESS, OPC |
| 18 | 603457 | 1 | STEERING DECAL |

NOTES:

Throttle

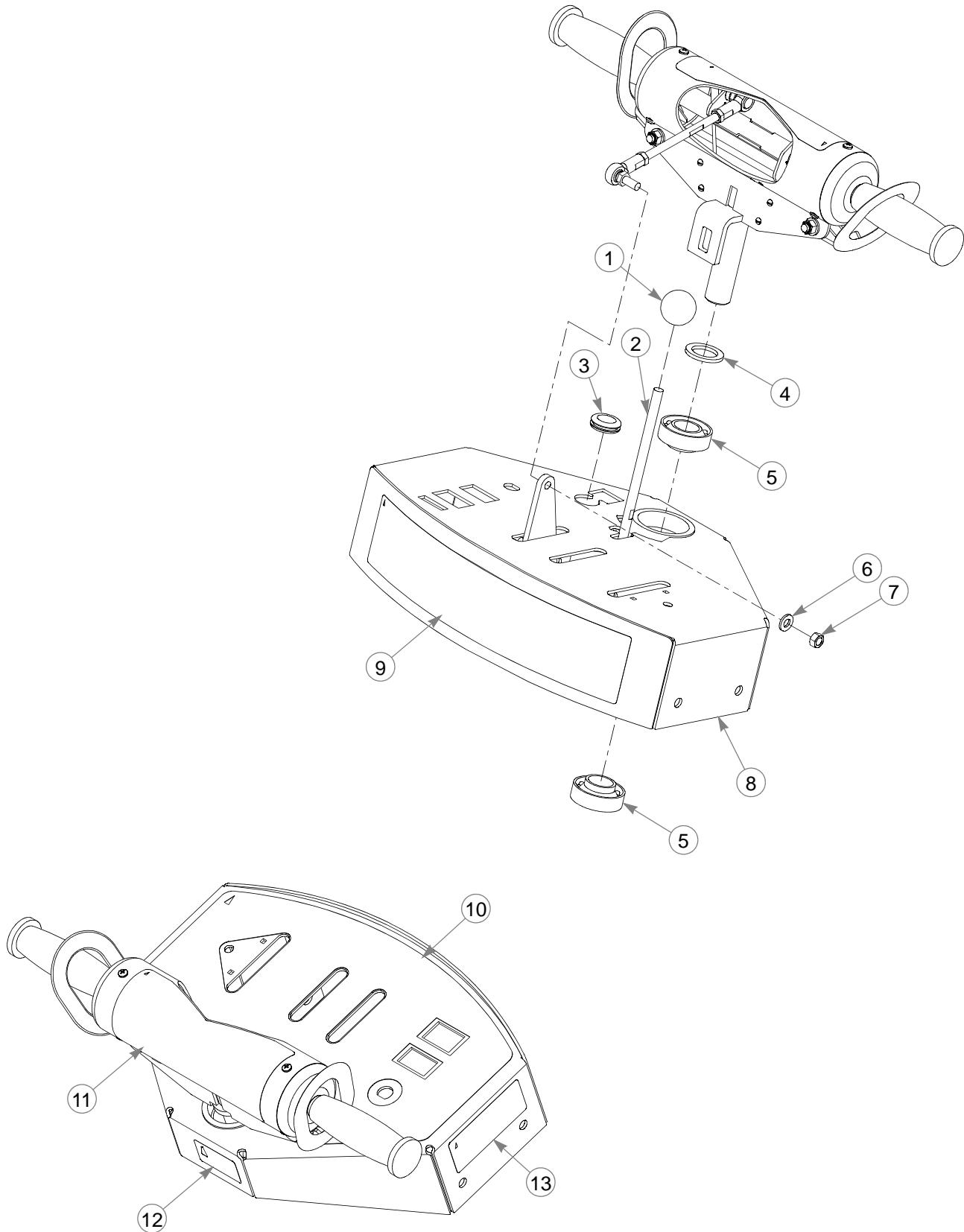


Throttle

| INDEX NO. | PART NO. | QTY. | DESCRIPTION |
|-----------|----------|------|----------------------------|
| 1 | 601098 | 2 | CB 10-24 X .500 ZYNC |
| 2 | 778365 | 1 | THROTTLE CABLE |
| 3 | 704932 | 2 | FW .219 X .500 X .048 ZNYC |
| 4 | 059832 | 2 | NT #10-24 HX NL ZN |

NOTES:

Instrument Panel

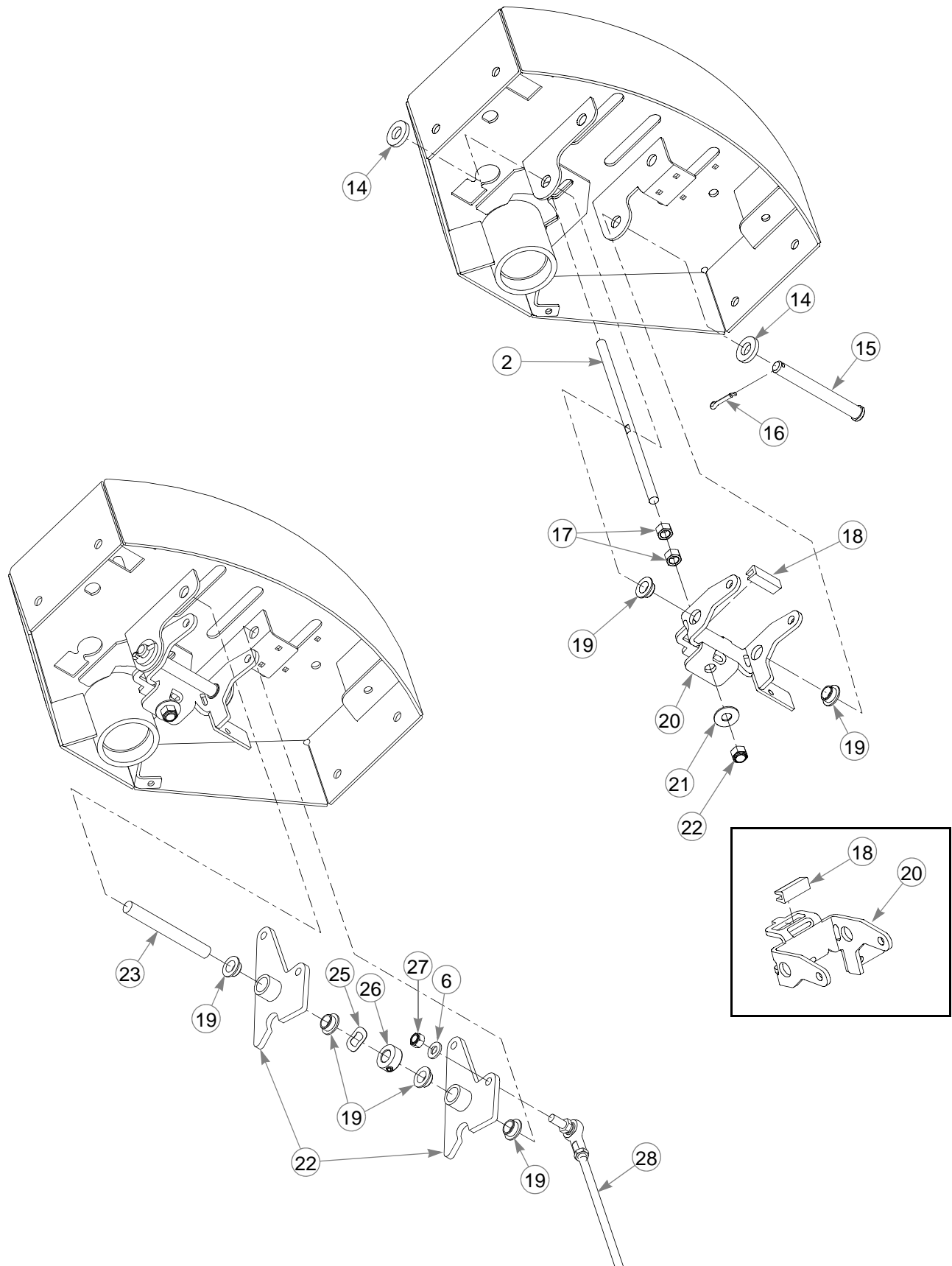


Instrument Panel

| INDEX NO. | PART NO. | QTY. | DESCRIPTION |
|-----------|----------|------|-----------------------------|
| 1 | 043299 | 1 | KNOB |
| 2 | 110645 | 1 | NEUTRAL LOCK HANDLE ROD |
| 3 | 047456 | 1 | GM .750 X .188 X 1.00 X .12 |
| 4 | 045765 | 3 | FW 1.030 X 1.50 X .134 ZN |
| 5 | 784223 | 2 | BEARING |
| 6 | 768523 | 10 | FW .343 X .687 X .051/.080H |
| 7 | 041152 | 2 | NT .312-24 HX ZNYC |
| 8 | 551029 | 1 | CONSOLE (WITH DECALS) |
| 9 | 602331 | 1 | BIG DOG LOGO DECAL |
| 10 | 601934 | 1 | INSTRUMENT PANEL DECAL |
| 11 | 603457 | 1 | STEERING DECAL |
| 12 | 727172 | 1 | MADE IN USA DECAL |
| 13 | 601967 | 1 | ENGINE COMPARTMENT DECAL |

NOTES:

Instrument Panel

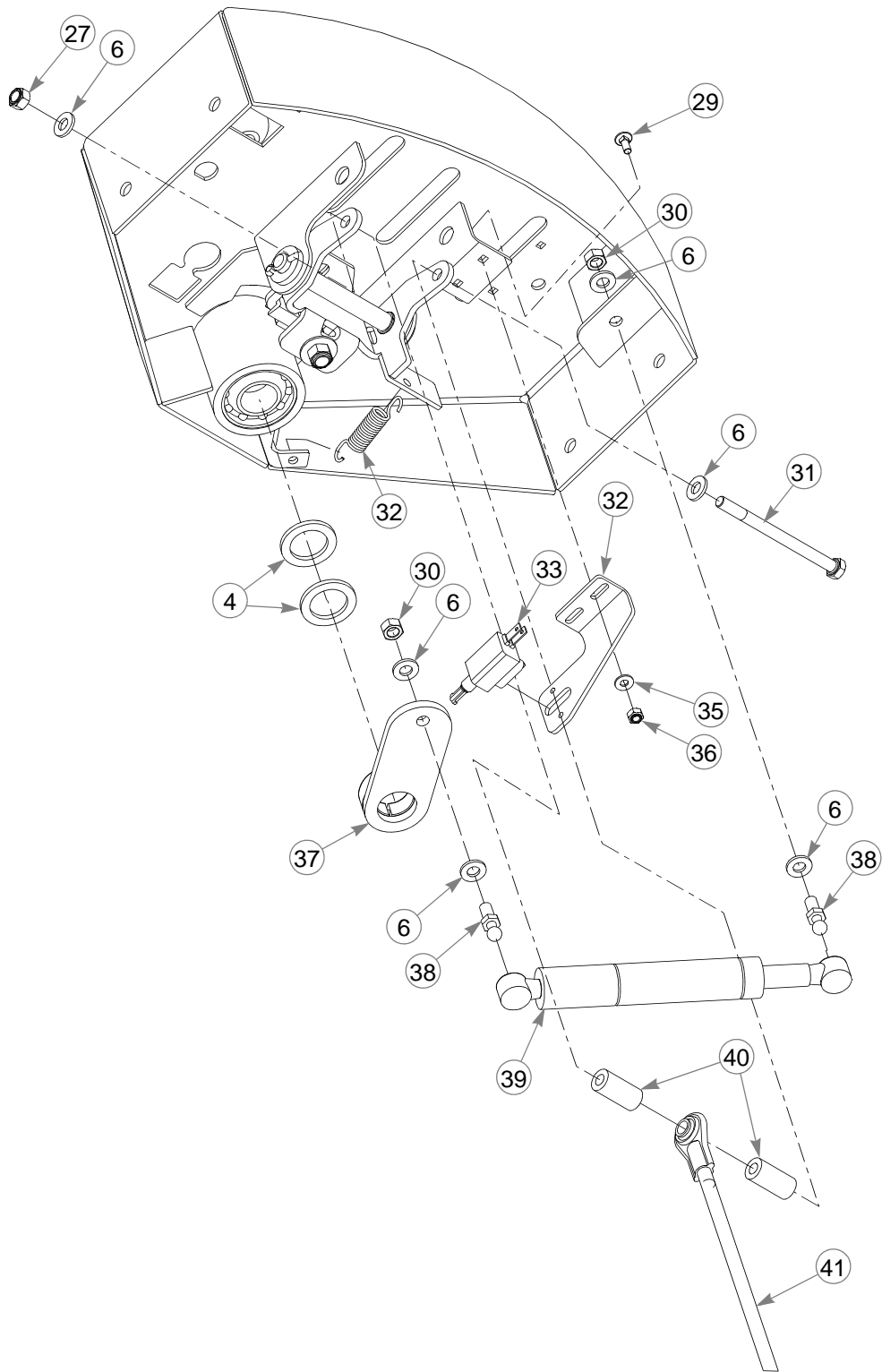


Instrument Panel

| INDEX NO. | PART NO. | QTY. | DESCRIPTION |
|------------------|-----------------|-------------|----------------------------|
| 14 | 767962 | 2 | FW .531 X 1.063 X .090 SAE |
| 15 | 073338 | 1 | CE .500 X 4.50 .156 X 4.34 |
| 16 | 017251 | 1 | CP .156D X 1.00 LG HML Z |
| 17 | 054502 | 6 | NT .375-16 HX G5 ZNY |
| 18 | 604448 | 1 | UHMW CHANNEL |
| 19 | 768259 | 6 | BUSHING |
| 20 | 110932 | 1 | NEUTRAL LOCK YOKE |
| 21 | 076422 | 1 | FW .406 X 1.00 X .06 ZNYC |
| 22 | 086660 | 1 | NT .375-16 HX ZY NL |
| 23 | 305086 | 1 | PIVOT PIN |
| 24 | 110639 | 2 | BELLCRANK |
| 25 | 601953 | 1 | WASHER, WAVY .558 X 1.005 |
| 26 | 788554 | 1 | LOCK COLLAR .50 X 1.00 |
| 27 | 058776 | 3 | NT .312-18 HX ZY NL |
| 28 | 601952 | 2 | PUMP ADJUSTMENT ROD |

NOTES:

Instrument Panel

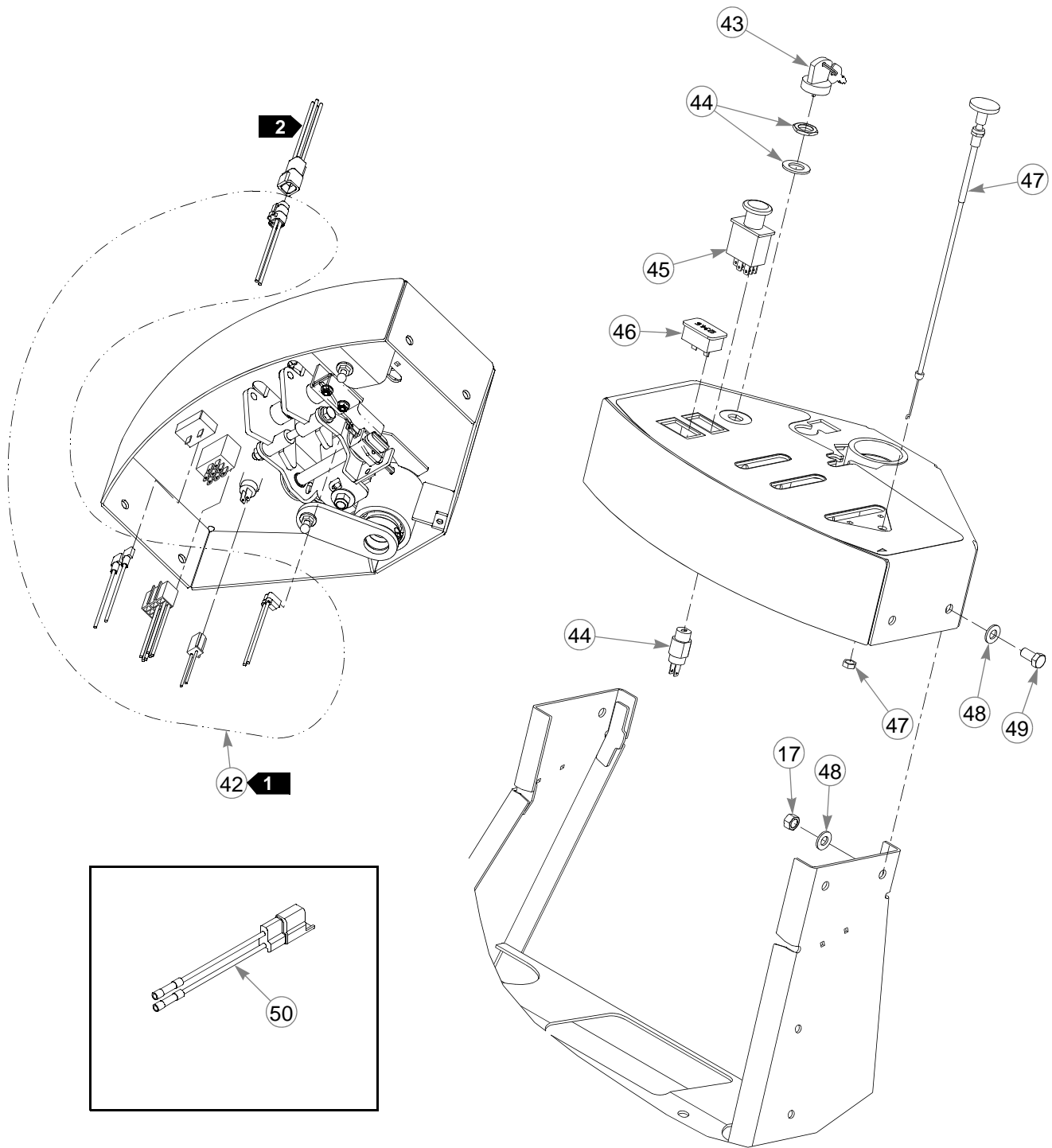


Instrument Panel

| INDEX NO. | PART NO. | QTY. | DESCRIPTION |
|-----------|----------|------|----------------------------|
| 29 | 601098 | 2 | CB 10-24 X .500 ZYNC |
| 30 | 034272 | 2 | NT .312-18 HX G5 ZNYC |
| 31 | 785113 | 1 | CS .312-18 X 4.25 HX G5 |
| 32 | 034652 | 1 | SPRING 2.5 |
| 33 | 792374 | 1 | SWITCH |
| 34 | 110646 | 1 | NEUTRAL SWITCH BRACKET |
| 35 | 704932 | 2 | FW .219 X .500 X .048 ZNYC |
| 36 | 059832 | 2 | NT #10-24 HX NL ZN |
| 37 | 314351 | 1 | ARM |
| 38 | 781922 | 2 | BALL STUD |
| 39 | 788349 | 1 | CENTERING DAMPER |
| 40 | 110647 | 2 | NEUTRAL LOCK SPACER |
| 41 | 601798 | 1 | BRAKE ROD ASSEMBLY |

NOTES:

Instrument Panel



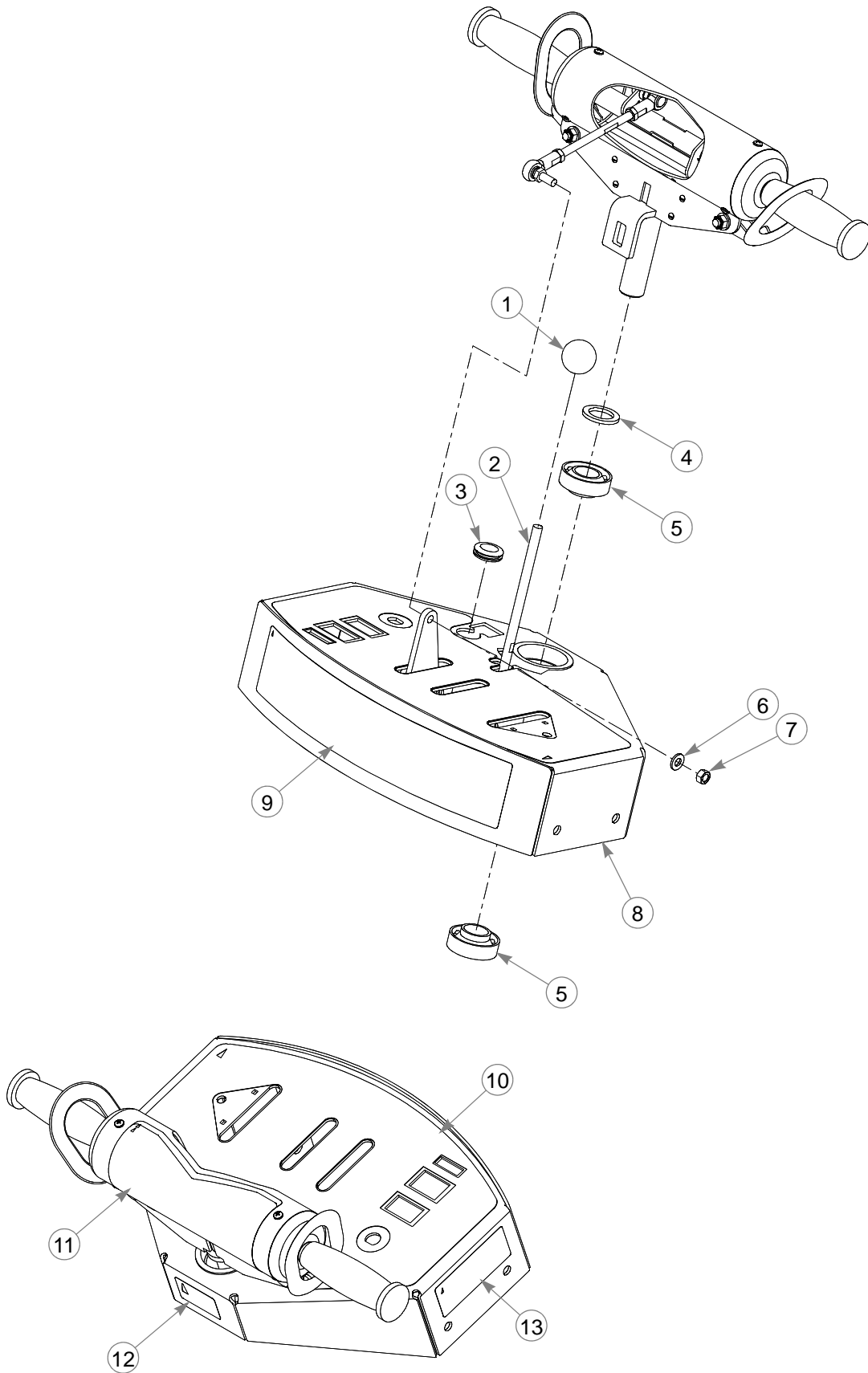
Instrument Panel

| INDEX NO. | PART NO. | QTY. | DESCRIPTION |
|-----------|----------|------|-----------------------------|
| 42 | 603314 | 1 | WIRE HARNESS |
| 43 | 785808 | 1 | KEY ASSEMBLY |
| 44 | 776518 | 1 | IGNITION SWITCH |
| 45 | 776476 | 1 | PTO SWITCH |
| 46 | 769166 | 1 | HOUR METER |
| 47 | 601097 | 1 | CHOKE CABLE |
| 48 | 767954 | 8 | FW .406 X .812 X .060 SAE |
| 49 | 055822 | 4 | CS .375-16 X .75 HX G5 |
| 50 | 114052 | 1 | CLUTCH CONNECTOR REPAIR KIT |

NOTES:

1. Part of the wire harness.
2. Part of the operator presence control harness.

Instrument Panel, Electric Start

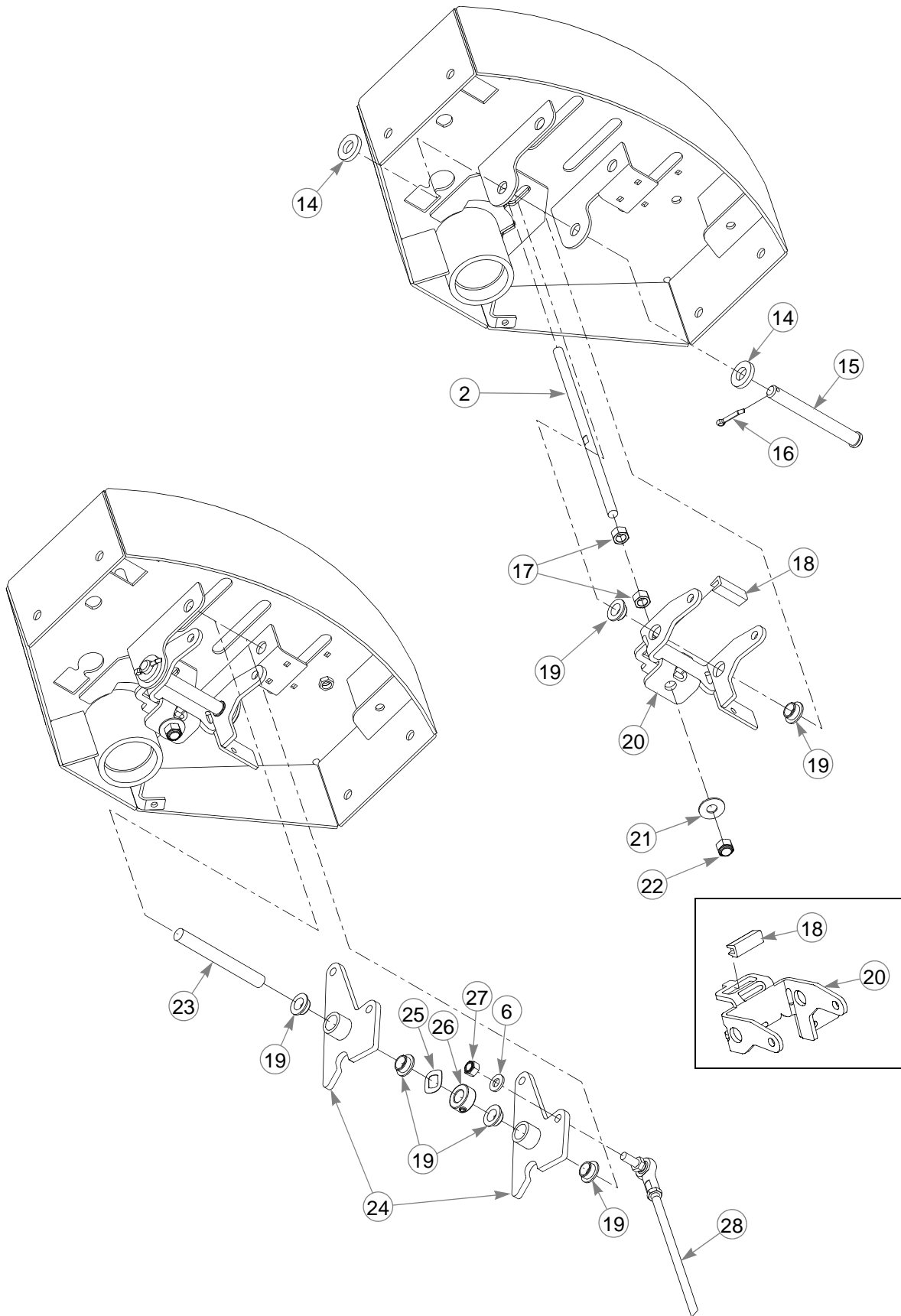


Instrument Panel, Electric Start

| INDEX NO. | PART NO. | QTY. | DESCRIPTION |
|-----------|----------|------|-----------------------------|
| 1 | 043299 | 1 | KNOB |
| 2 | 110645 | 1 | NEUTRAL LOCK HANDLE ROD |
| 3 | 047456 | 1 | GM .750 X .188 X 1.00 X .12 |
| 4 | 045765 | 3 | FW 1.030 X 1.50 X .134 ZN |
| 5 | 784223 | 2 | BEARING |
| 6 | 768523 | 10 | FW .343 X .687 X .051/.080H |
| 7 | 041152 | 2 | NT .312-24 HX ZNYC |
| 8 | 551030 | 1 | CONSOLE (WITH DECALS) |
| 9 | 602331 | 1 | BIG DOG LOGO DECAL |
| 10 | 601935 | 1 | INSTRUMENT PANEL DECAL |
| 11 | 603457 | 1 | STEERING DECAL |
| 12 | 727172 | 1 | MADE IN USA DECAL |
| 13 | 601967 | 1 | ENGINE COMPARTMENT DECAL |

NOTES:

Instrument Panel, Electric Start

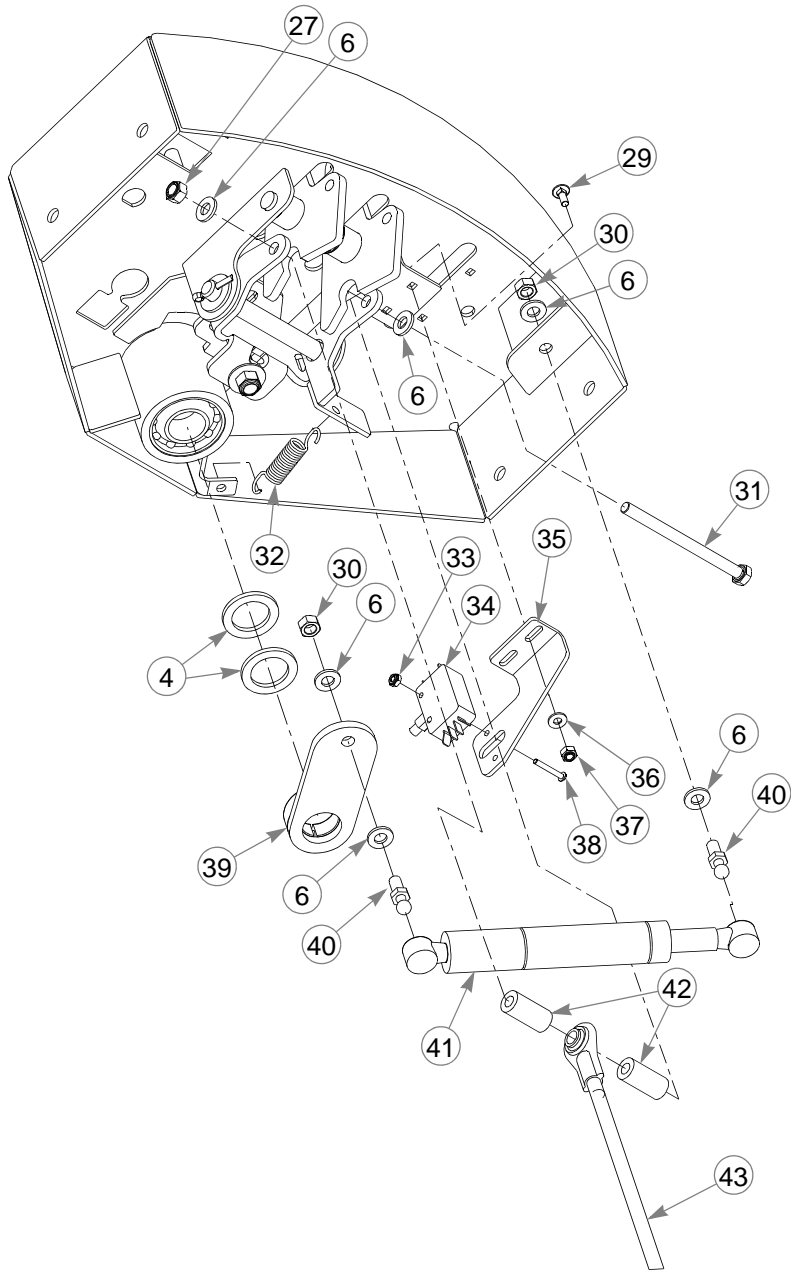


Instrument Panel, Electric Start

| INDEX NO. | PART NO. | QTY. | DESCRIPTION |
|-----------|----------|------|----------------------------|
| 14 | 767962 | 2 | FW .531 X 1.063 X .090 SAE |
| 15 | 073338 | 1 | CE .500 X 4.50 .156 X 4.34 |
| 16 | 017251 | 1 | CP .156D X 1.00 LG HML Z |
| 17 | 054502 | 6 | NT .375-16 HX G5 ZNY |
| 18 | 604448 | 1 | UHMW CHANNEL |
| 19 | 768259 | 6 | BUSHING |
| 20 | 110932 | 1 | NEUTRAL LOCK YOKE |
| 21 | 076422 | 1 | FW .406 X 1.00 X .06 ZNYC |
| 22 | 086660 | 1 | NT .375-16 HX ZY NL |
| 23 | 305086 | 1 | PIVOT PIN |
| 24 | 110639 | 2 | BELLCRANK |
| 25 | 601953 | 1 | WASHER, WAVY .558 X 1.005 |
| 26 | 788554 | 1 | LOCK COLLAR .50 X 1.00 |
| 27 | 058776 | 3 | NT .312-18 HX ZY NL |
| 28 | 601952 | 2 | PUMP ADJUSTMENT ROD |

NOTES:

Instrument Panel, Electric Start

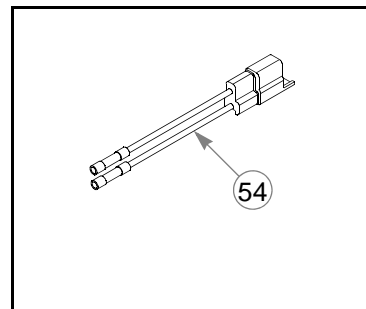
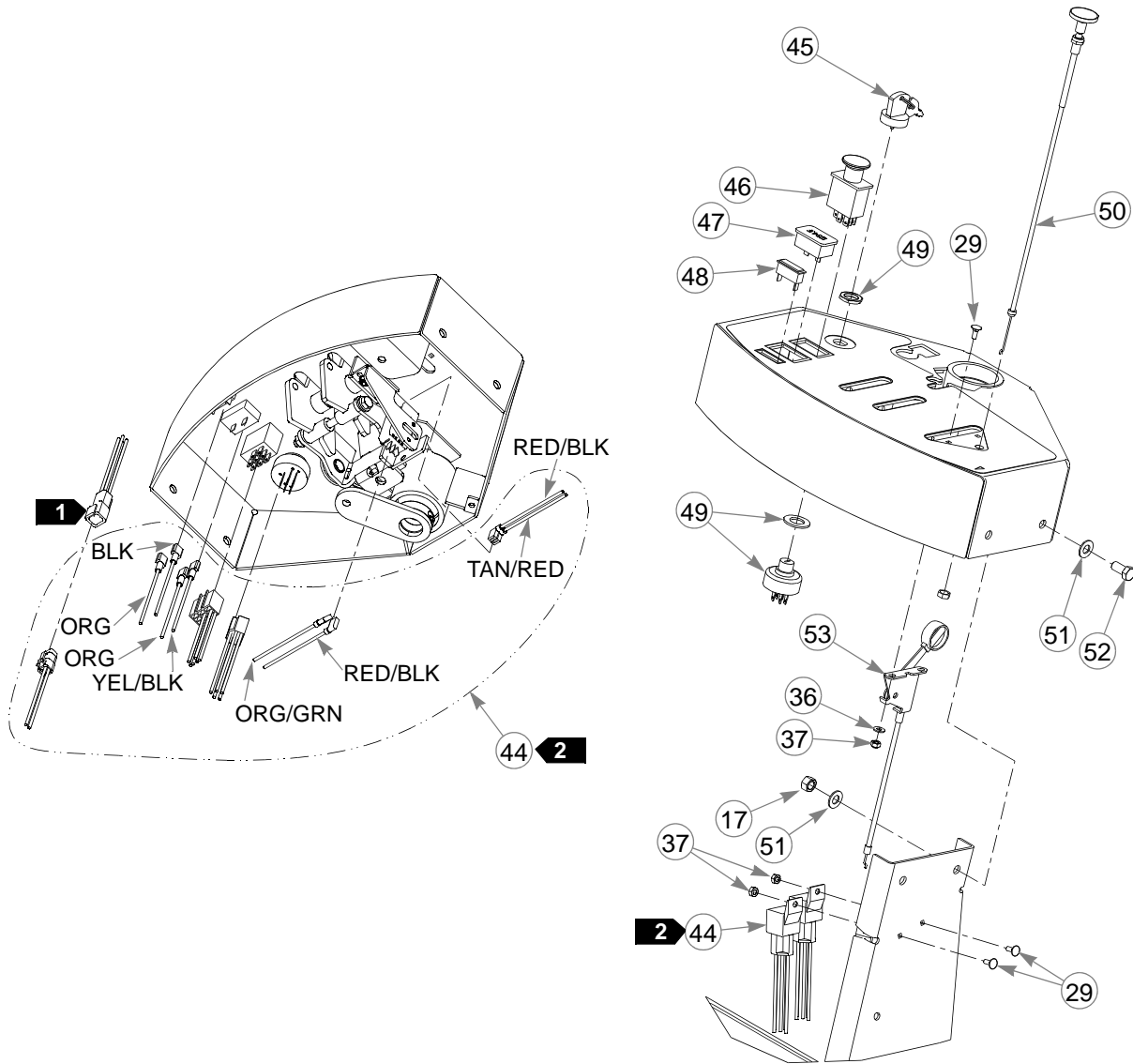


Instrument Panel, Electric Start

| INDEX NO. | PART NO. | QTY. | DESCRIPTION |
|-----------|----------|------|----------------------------|
| 29 | 601098 | 6 | CB 10-24 X .500 ZYNC |
| 30 | 034272 | 2 | NT .312-18 HX G5 ZNYC |
| 31 | 785113 | 1 | CS .312-18 X 4.25 HX G5 |
| 32 | 034652 | 1 | SPRING 2.5 |
| 33 | 055863 | 2 | NT # 6-32 HX NL ZN |
| 34 | 023002 | 1 | DOUBLE POLE SWITCH |
| 35 | 110646 | 1 | NEUTRAL SWITCH BRACKET |
| 36 | 704932 | 4 | FW .219 X .500 X .048 ZNYC |
| 37 | 059832 | 6 | NT #10-24 HX NL ZN |
| 38 | 077842 | 2 | MS # 6-32 X 1.00 RD SL |
| 39 | 314351 | 1 | ARM |
| 40 | 781922 | 2 | BALL STUD |
| 41 | 788349 | 1 | CENTERING DAMPER |
| 42 | 110647 | 2 | NEUTRAL LOCK SPACER |
| 43 | 601798 | 1 | BRAKE ROD ASSEMBLY |

NOTES:

Instrument Panel, Electric Start



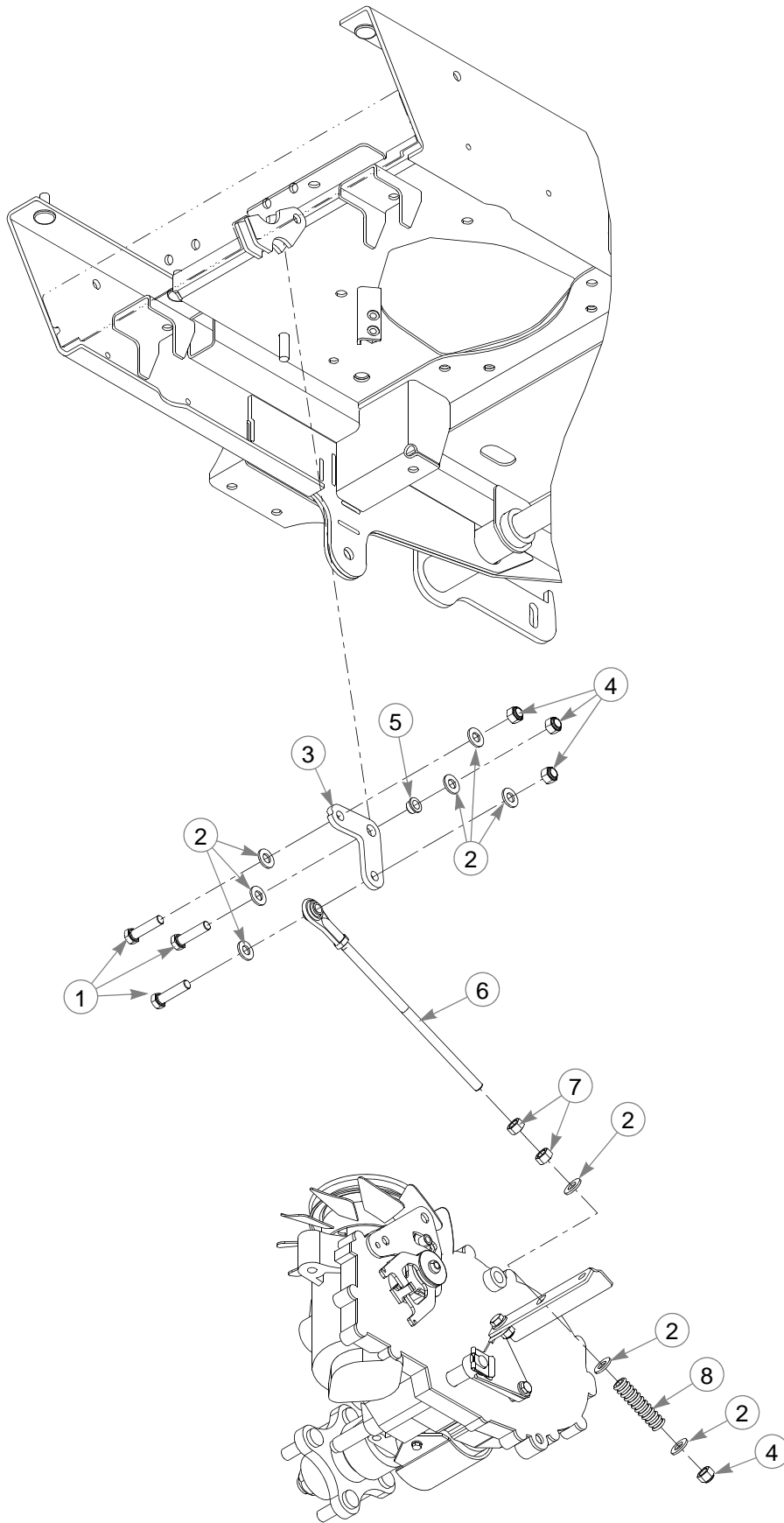
Instrument Panel, Electric Start

| INDEX NO. | PART NO. | QTY. | DESCRIPTION |
|-----------|----------|------|-----------------------------|
| 44 | 603316 | 1 | WIRE HARNESS |
| | 601053 | 2 | SEALED RELAY (WITH BRACKET) |
| 45 | 785808 | 1 | KEY ASSEMBLY |
| 46 | 776476 | 1 | PTO SWITCH |
| 47 | 769166 | 1 | HOUR METER |
| 48 | 712257 | 1 | RED INDICATOR LIGHT |
| 49 | 045898 | 1 | IGNITION SWITCH |
| 50 | 786657 | 1 | CHOKE CABLE |
| 51 | 767954 | 8 | FW .406 X .812 X .060 SAE |
| 52 | 055822 | 4 | CS .375-16 X .75 HX G5 |
| 53 | 601094 | 1 | THROTTLE CABLE |
| 54 | 114052 | 1 | CLUTCH CONNECTOR REPAIR KIT |

NOTES:

1. Part of the operator presence control harness.
2. Part of the wire harness.

36" Brake—S/N 13015041 & Higher

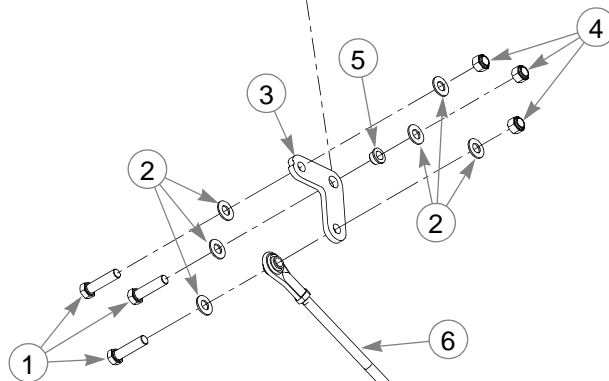
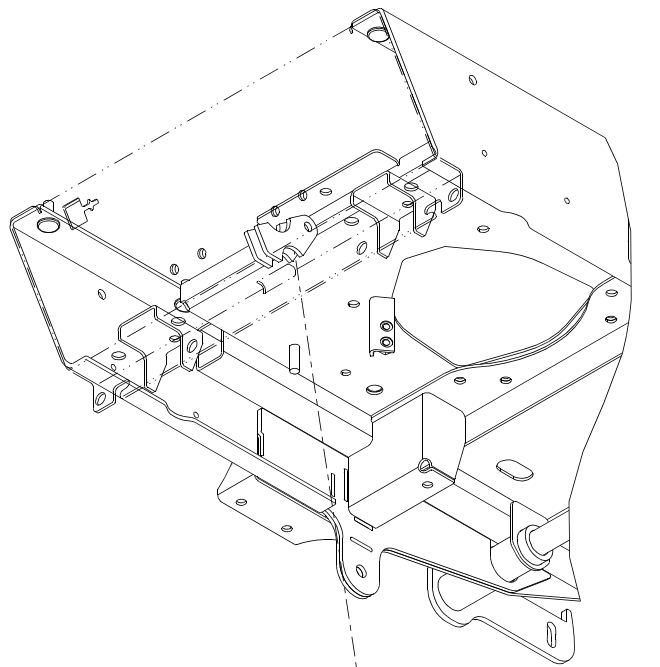


36" Brake—S/N 13015041 & Higher

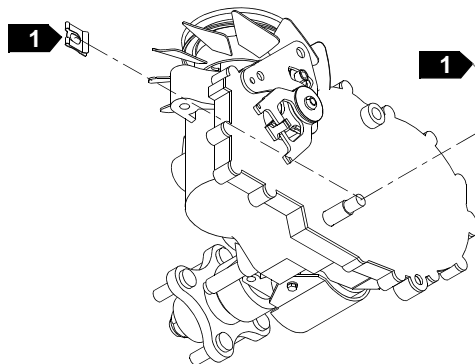
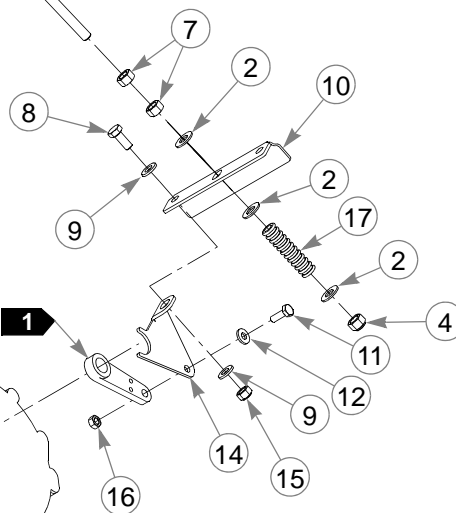
| INDEX NO. | PART NO. | QTY | DESCRIPTION |
|-----------|----------|-----|---------------------------|
| 1 | 080655 | 3 | CS .375-16 X 1.50 HX G5 |
| 2 | 767954 | 9 | FW .406 X .812 X .060 SAE |
| 3 | 110539 | 1 | LOWER BRAKE BELLCRANK |
| 4 | 086660 | 4 | NT .375-16 HX ZY NL |
| 5 | 765339 | 1 | BUSHING |
| 6 | 601710 | 1 | LOWER BRAKE ROD ASSEMBLY |
| 7 | 054502 | 2 | NT .375-16 HX G5 ZNY |
| 8 | 784421 | 1 | BRAKE TENSION SPRING |

NOTES:

36" Brake—S/N Prior to 13015041



LEFT SIDE BRAKE ASSEMBLY SHOWN
RIGHT SIDE SIMILAR



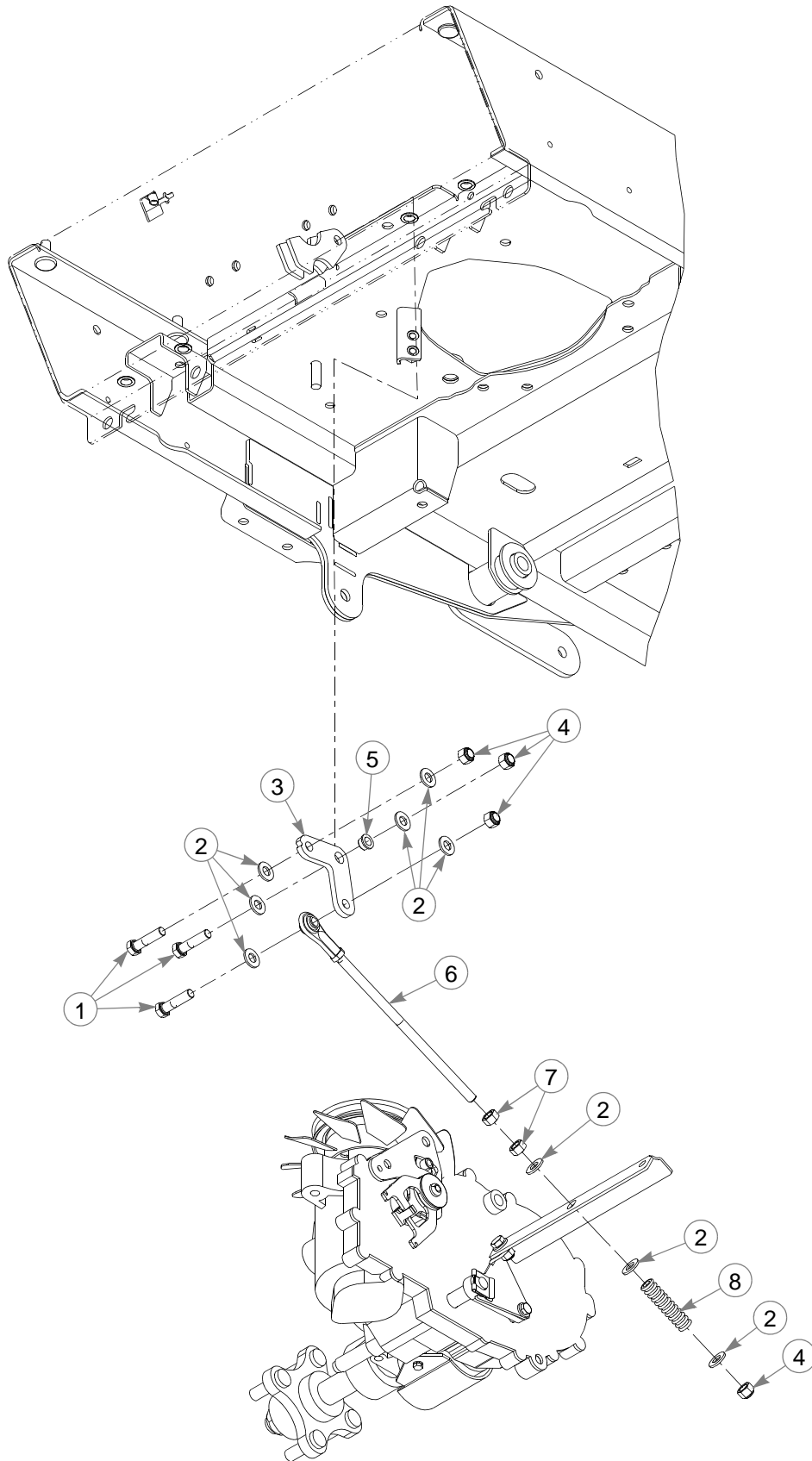
36" Brake—S/N Prior to 13015041

| INDEX NO. | PART NO. | QTY. | DESCRIPTION |
|-----------|----------|------|----------------------------------|
| 1 | 080655 | 3 | CS .375-16 X 1.50 HX G5 |
| 2 | 767954 | 9 | FW .406 X .812 X .060 SAE |
| 3 | 110539 | 1 | LOWER BRAKE BELLCRANK |
| 4 | 086660 | 4 | NT .375-16 HXZY NL |
| 5 | 765339 | 1 | BUSHING |
| 6 | 601710 | 1 | LOWER BRAKE ROD ASSY |
| 7 | 054502 | 2 | NT .375-16 HX GRD 5 ZNY |
| 8 | 034280 | 2 | CS .312-18 X .75 HX G5 |
| 9 | 768523 | 4 | FW .343 X .687 X .051/.080H |
| 10 | 110538 | 1 | BRAKE PULL BRACKET |
| 11 | 055939 | 2 | CS .250-20 X .75 HX G5 |
| 12 | 768515 | 2 | FW .281 X .625 X .051/.080H |
| 13 | 109202 | 1 | RS BRAKE SPRING LINK (NOT SHOWN) |
| 14 | 109203 | 1 | LS BRAKE SPRING LINK |
| 15 | 058776 | 2 | NT .312-18 HXZY NL |
| 16 | 024927 | 2 | NT .250-20 HX GR.5 ZNYC |
| 17 | 784421 | 1 | BRAKE TENSION SPRING |

NOTES:

1. Supplied with the transmission.

48" & 54" Brake—S/N 13014137 & Higher

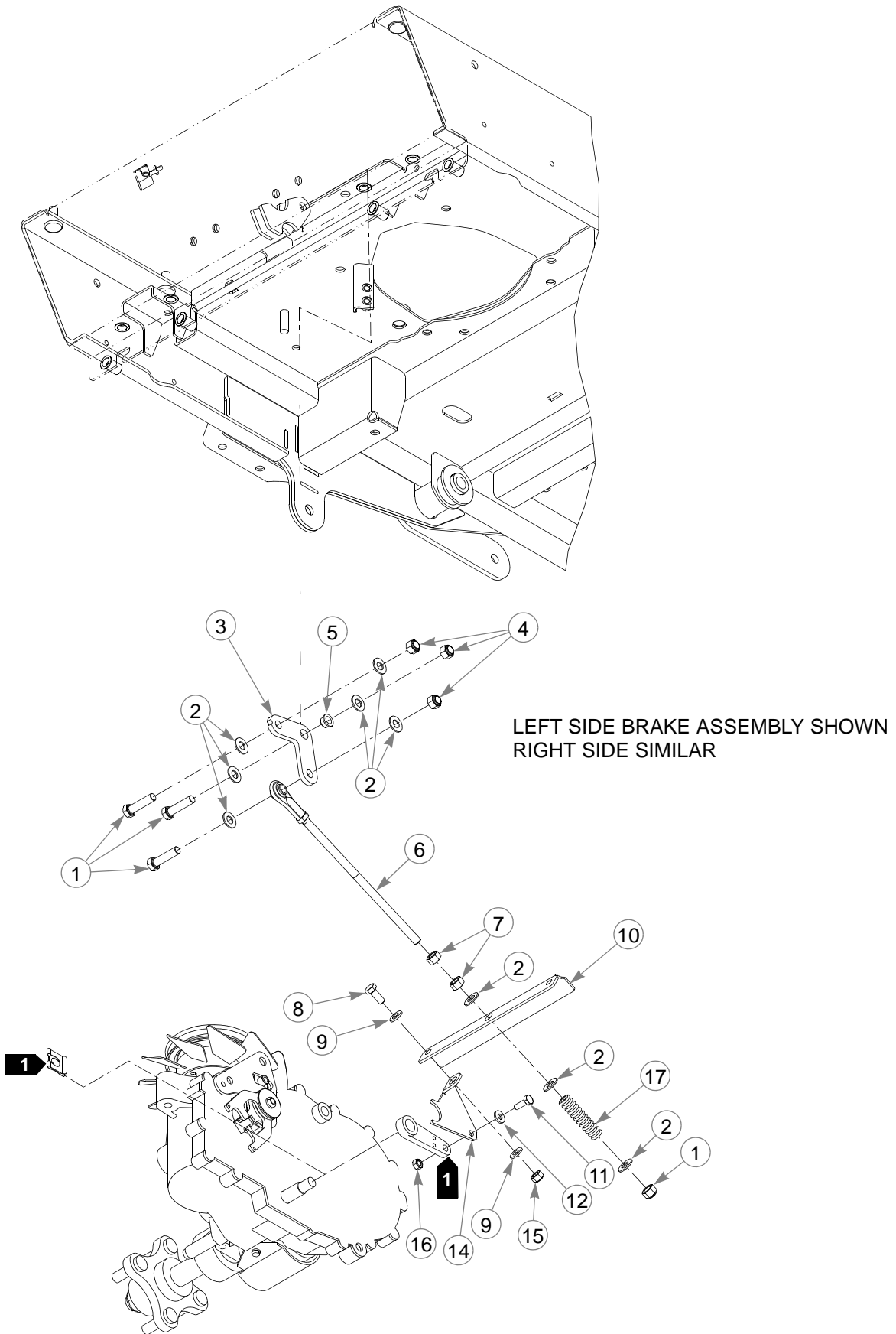


48" & 54" Brake—S/N 13014137 & Higher

| INDEX NO. | PART NO. | QTY | DESCRIPTION |
|-----------|----------|-----|---------------------------|
| 1 | 080655 | 3 | CS .375-16 X 1.50 HX G5 |
| 2 | 767954 | 9 | FW .406 X .812 X .060 SAE |
| 3 | 110539 | 1 | LOWER BRAKE BELLCRANK |
| 4 | 086660 | 4 | NT .375-16 HX ZY NL |
| 5 | 765339 | 1 | BUSHING |
| 6 | 601710 | 1 | LOWER BRAKE ROD ASSEMBLY |
| 7 | 054502 | 2 | NT .375-16 HX G5 ZNY |
| 8 | 784421 | 1 | BRAKE TENSION SPRING |

NOTES:

48" & 54" Brake—S/N Prior to 13014137



48" & 54" Brake—S/N Prior to 13014137

| INDEX NO. | PART NO. | QTY. | DESCRIPTION |
|-----------|----------|------|----------------------------------|
| 1 | 080655 | 3 | CS .375-16 X 1.50 HX G5 |
| 2 | 767954 | 9 | FW .406 X .812 X .060 SAE |
| 3 | 110539 | 1 | LOWER BRAKE BELLCRANK |
| 4 | 086660 | 4 | NT .375-16 HXZY NL |
| 5 | 765339 | 1 | BUSHING |
| 6 | 601710 | 1 | LOWER BRAKE ROD ASSY |
| 7 | 054502 | 2 | NT .375-16 HX GRD 5 ZNY |
| 8 | 034280 | 2 | CS .312-18 X .75 HX G5 |
| 9 | 768523 | 4 | FW .343 X .687 X .051/.080H |
| 10 | 110601 | 1 | BRAKE PULL BRACKET |
| 11 | 055939 | 2 | CS .250-20 X .75 HX G5 |
| 12 | 768515 | 2 | FW .281 X .625 X .051/.080H |
| 13 | 109203 | 1 | RS BRAKE SPRING LINK (NOT SHOWN) |
| 14 | 109202 | 1 | LS BRAKE SPRING LINK |
| 15 | 058776 | 2 | NT .312-18 HXZY NL |
| 16 | 024927 | 2 | NT .250-20 HX GR.5 ZNYC |
| 17 | 784421 | 1 | BRAKE SPRING |

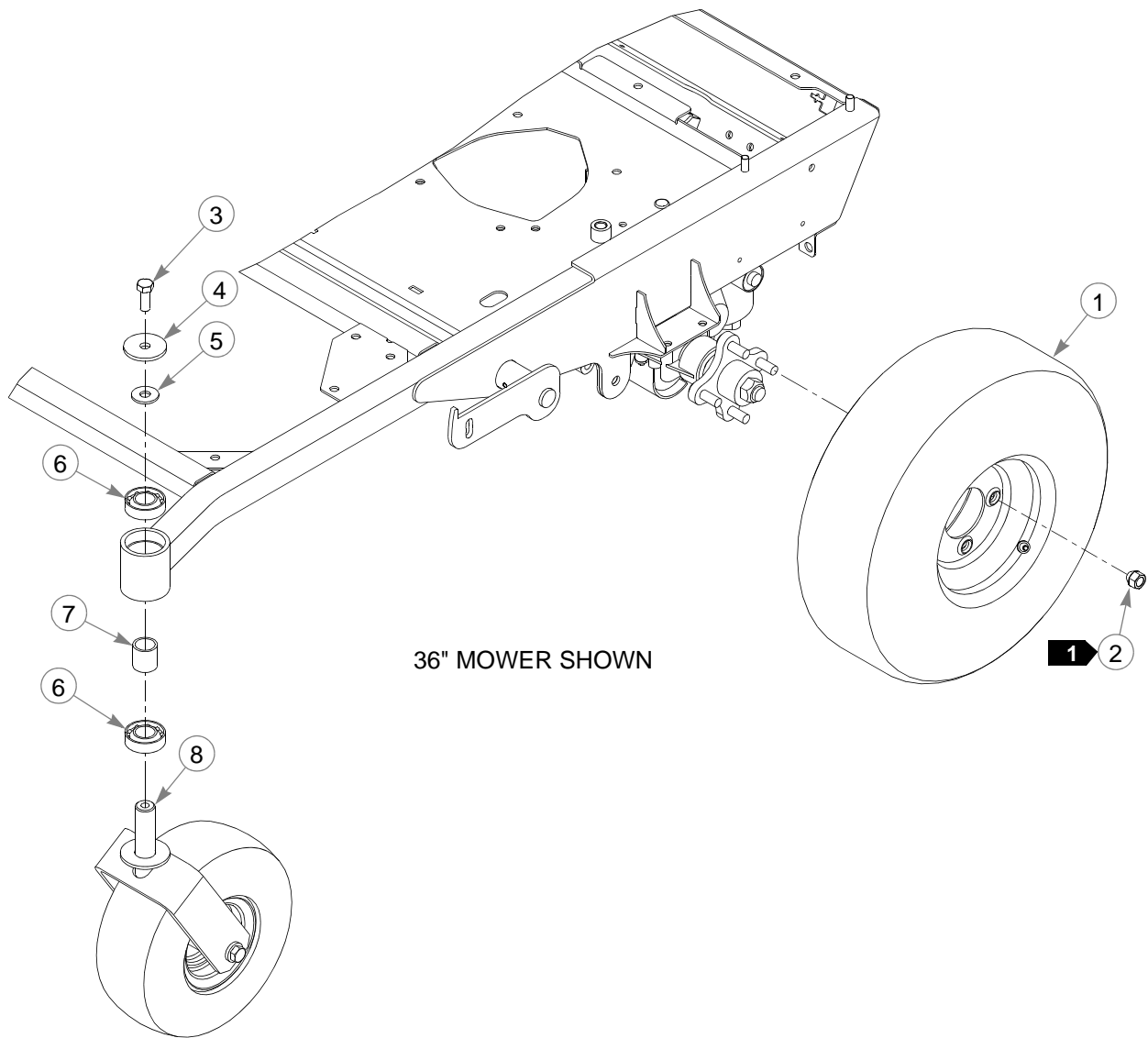
NOTES:

1. Supplied with the transmission.

Section 4

| | |
|---------------------------------|-----|
| Wheels & Tires | 4-2 |
| Front Wheel Breakdown | 4-4 |
| Drive Wheel Breakdown | 4-6 |

Wheels & Tires



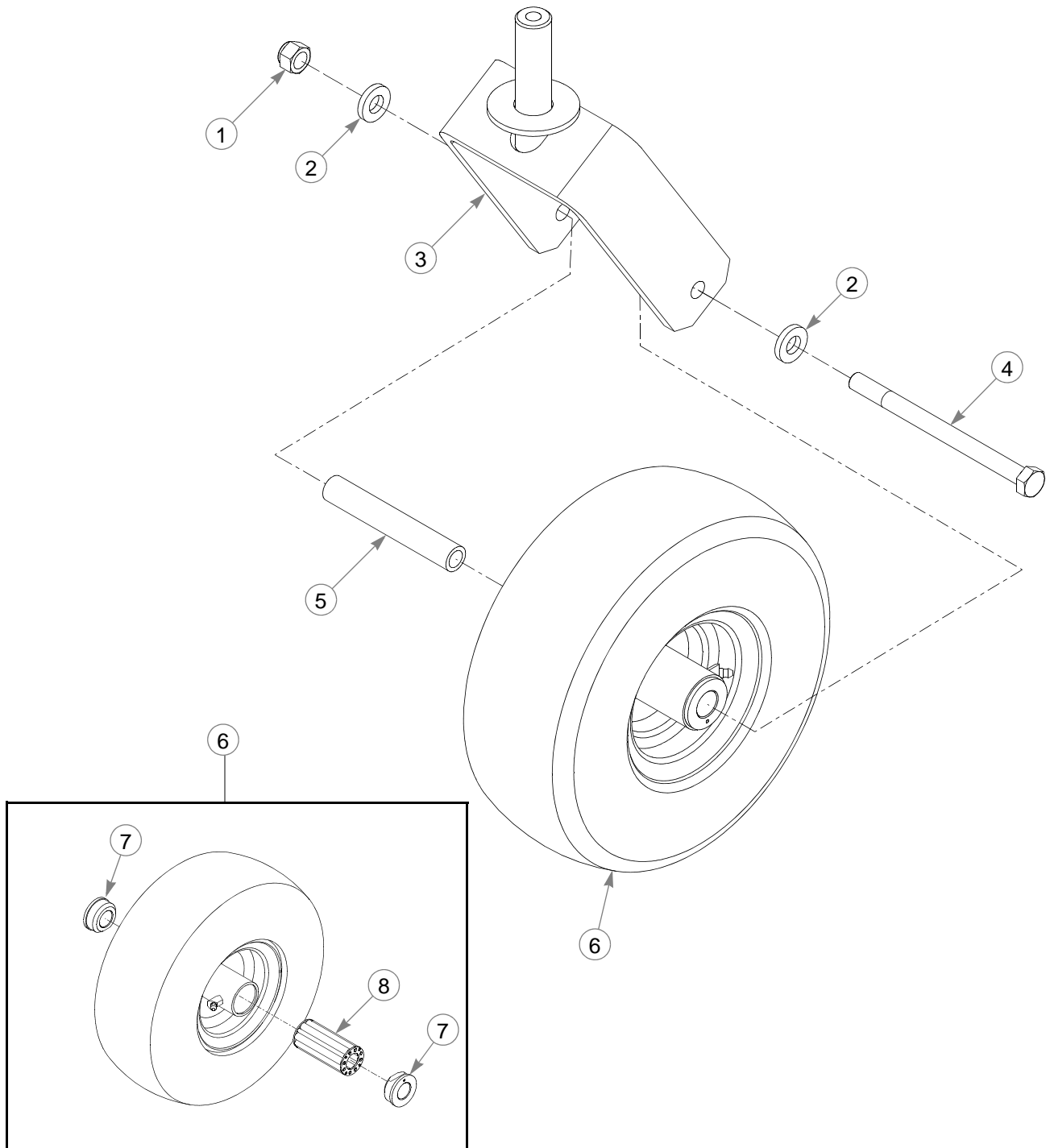
Wheels & Tires

| INDEX NO. | PART NO. | QTY. | DESCRIPTION |
|-----------|----------|------|-------------------------------------|
| 1 | 605172 | 2 | TIRE/WHEEL ASSEMBLY (36" MOWER) |
| | 605150 | 2 | TIRE/WHEEL ASSEMBLY (48"/54" MOWER) |
| 2 | 061077 | 8 | WHEEL NUT |
| 3 | 705954 | 2 | CS .500-13 X 1.25 HX G5 ZN |
| 4 | 344267 | 2 | FW .510 X 2.15 X .187 SPL |
| 5 | 712976 | 2 | FW .531 X 1.375 X .125 ZNY |
| 6 | 784223 | 4 | BEARING |
| 7 | 784603 | 2 | SPACER |
| 8 | N/A | 1 | FRONT WHEEL ASSEMBLY |

NOTES:

1. Torque to 65–75 ft-lbs.

Front Wheel Breakdown

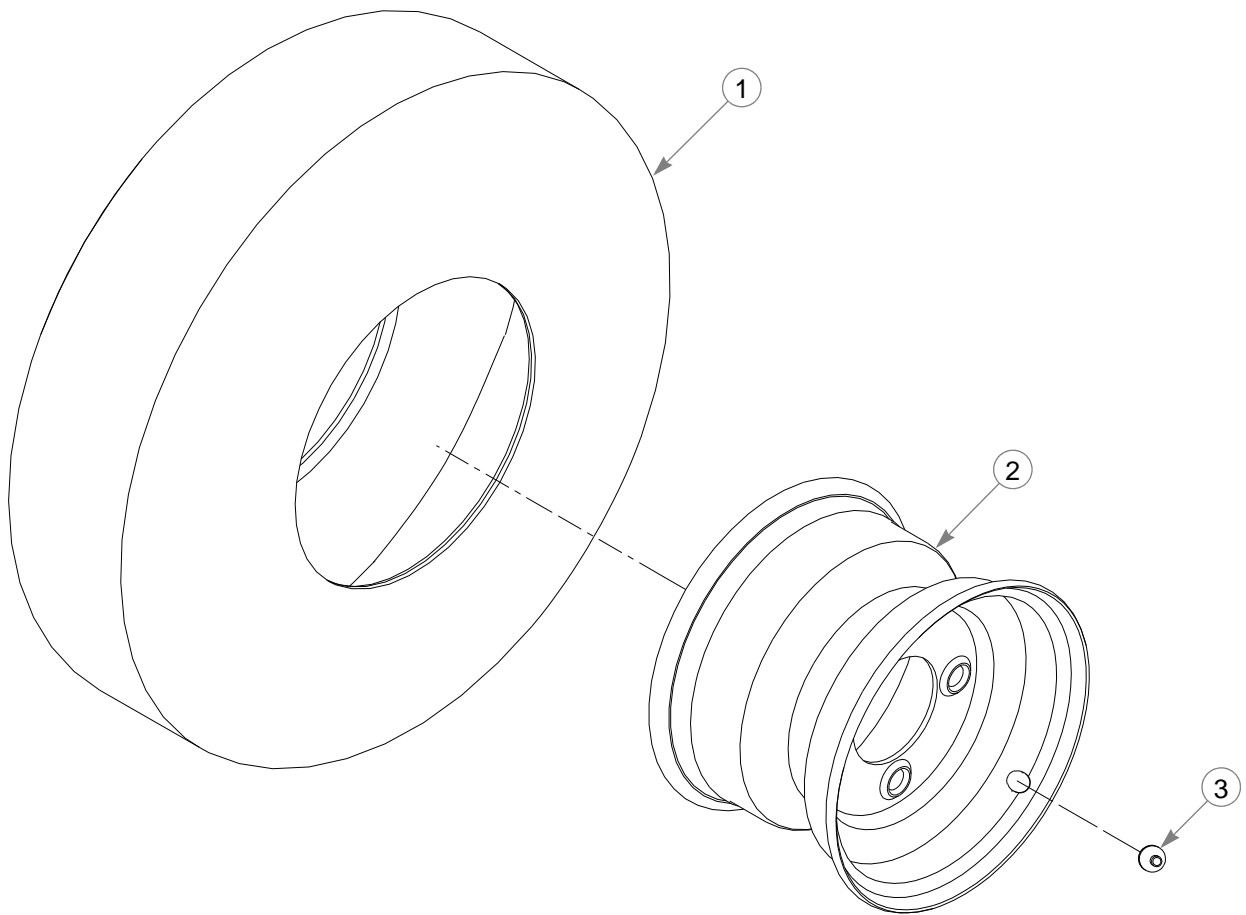


Front Wheel Breakdown

| INDEX NO. | PART NO. | QTY. | DESCRIPTION |
|-----------|----------|------|------------------------------|
| 1 | 042630 | 1 | CS .500-13 X 6.50 HX G5 Z |
| 2 | 767962 | 2 | FW .531 X 1.063 X .090 SAE |
| 3 | 190079 | 1 | CASTER FORK |
| 4 | 781567 | 1 | NT .500-13 HX G8 ZY NL |
| 5 | 306969 | 1 | GAUGE WHEEL SPACER |
| 6 | 605171 | 1 | TIRE/WHEEL ASSEMBLY 11 X 4-5 |
| 7 | 772806 | 2 | BEARING CAP |
| 8 | 772814 | 1 | 3/4" ROLLER BEARING |

NOTES:

Drive Wheel Breakdown



605172 TIRE/WHEEL ASSEMBLY (36" DECK)

| INDEX NO. | PART NO. | QTY. | DESCRIPTION |
|-----------|----------|------|------------------|
| 1 | 785337 | 1 | TIRE 18 X 6.50-8 |
| 2 | 605173 | 1 | WHEEL 8 X 5.35 |
| 3 | 019521 | 1 | TIRE VALVE |

605150 TIRE/WHEEL ASSEMBLY (48" & 54" DECKS)

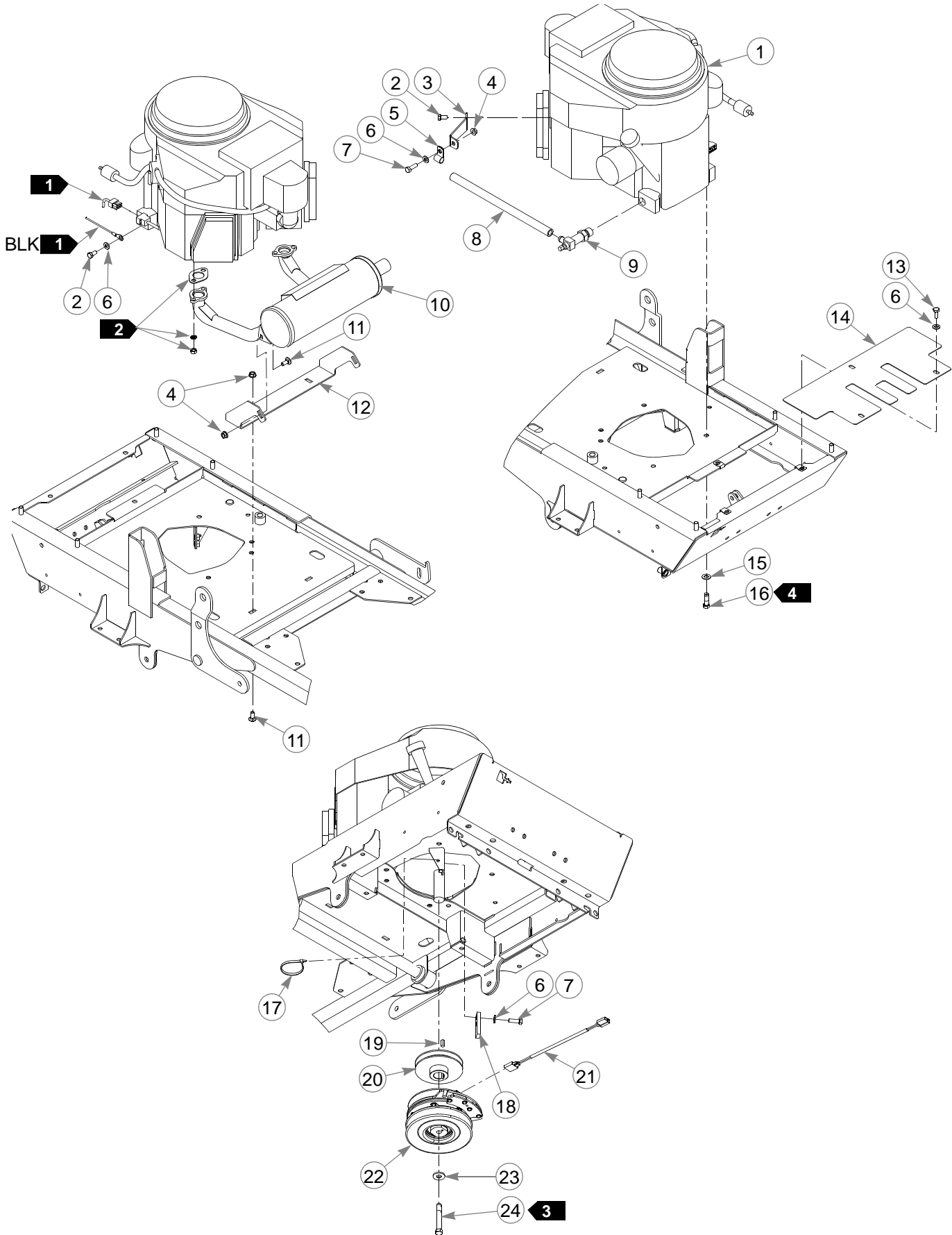
| INDEX NO. | PART NO. | QTY | DESCRIPTION |
|-----------|----------|-----|-----------------|
| 1 | 600684 | 1 | TIRE 20 X 10-10 |
| 2 | 605151 | 1 | WHEEL 10 X 7 |
| 3 | 019521 | 1 | TIRE VALVE |

NOTES:

Section 5

| | |
|--|------|
| Engine, Kawasaki FS481V | 5-2 |
| Fuel & Vapor Lines, Kawasaki FS481V | 5-4 |
| Engine, Kawasaki FS541V & FS600V | 5-6 |
| Fuel & Vapor Lines, Kawasaki FS541V & FS600V | 5-8 |
| Engine, Kawasaki FS691V | 5-10 |
| Fuel & Vapor Lines, Kawasaki FS691V | 5-14 |
| Engine Service Parts, Kawasaki | 5-16 |
| Battery | 5-18 |
| 36" Fuel System—S/N 12080000 & Higher | 5-20 |
| 36" Fuel System—S/N Prior to 12080000 | 5-22 |
| 48"/54" Fuel System—S/N 12080000 & Higher | 5-24 |
| 48" & 54" Fuel System—S/N Prior to 12080000 | 5-26 |
| Fuel Service Parts | 5-28 |

Engine, Kawasaki FS481V



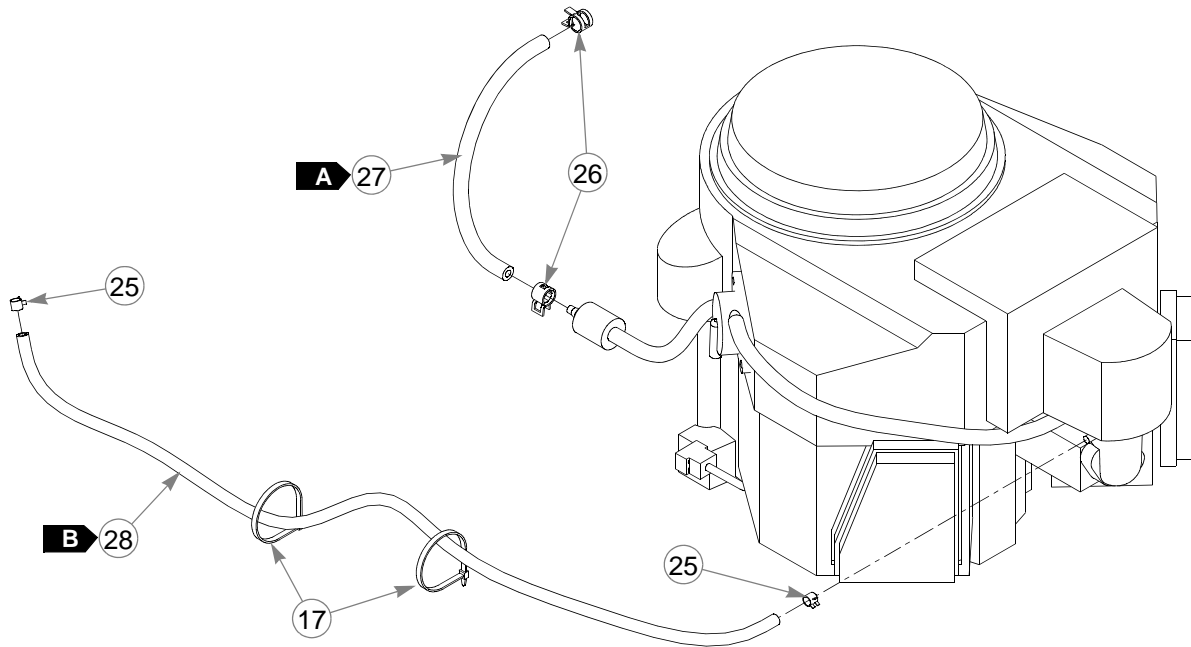
Engine, Kawasaki FS481V

| INDEX NO. | PART NO. | QTY. | DESCRIPTION |
|-----------|----------|------|-----------------------------|
| 1 | N/A | 1 | KAWASAKI FS481V ENGINE |
| 2 | 720516 | 3 | CS M8 X 1.25 X 16 HX G10.9 |
| 3 | 113970 | 1 | CABLE GUIDE |
| 4 | 016832 | 5 | NT .312-18 HX FLK ZNYC |
| 5 | 000398 | 1 | LOOP CLAMP |
| 6 | 768523 | 7 | FW .343 X .687 X .051/.080H |
| 7 | 036236 | 3 | CS .312-18 X 1.00 HX G5 |
| 8 | 604463 | 13" | OIL DRAIN HOSE |
| 9 | 796524 | 1 | OIL DRAIN VALVE |
| 10 | 603187 | 1 | MUFFLER |
| 11 | 016253 | 4 | CB .312-18 X .75 FUL ZN |
| 12 | 113983 | 1 | MUFFLER MOUNT |
| 13 | 034280 | 3 | CS .312-18 X .75 HX G5 |
| 14 | 110736 | 1 | ENGINE COVER PLATE |
| 15 | 767954 | 4 | FW .406 X .812 X .060 SAE |
| 16 | 602580 | 4 | CS .375-16 X 1.25 HX G5 P85 |
| 17 | 000331 | 3 | WIRE TIE |
| 18 | 114571 | 1 | CLUTCH ANCHOR |
| 19 | 712372 | 1 | KEY 1/4 SQ X 0.66 LG |
| 20 | 799429 | 1 | PULLEY |
| 21 | 791251 | 1 | CLUTCH HARNESS PIGTAIL |
| 22 | 601325K | 1 | CLUTCH KIT |
| 23 | 602680 | 1 | FW .453 X 1.12 X .119 HRD |
| 24 | 785048 | 1 | CS .437-20 X 3.00 HX G5 P85 |

NOTES:

1. Part of the wire harness.
2. Supplied with the engine.
3. Torque the bolt to 45–48 ft-lbs. Replace (do not reuse) the cap screw if it's removed or loosened. Use only hand tools to install this fastener.
4. Torque the bolt to 30 ft-lbs. Replace (do not reuse) the cap screw if it's removed or loosened. Use only hand tools to install this fastener.

Fuel & Vapor Lines, Kawasaki FS481V



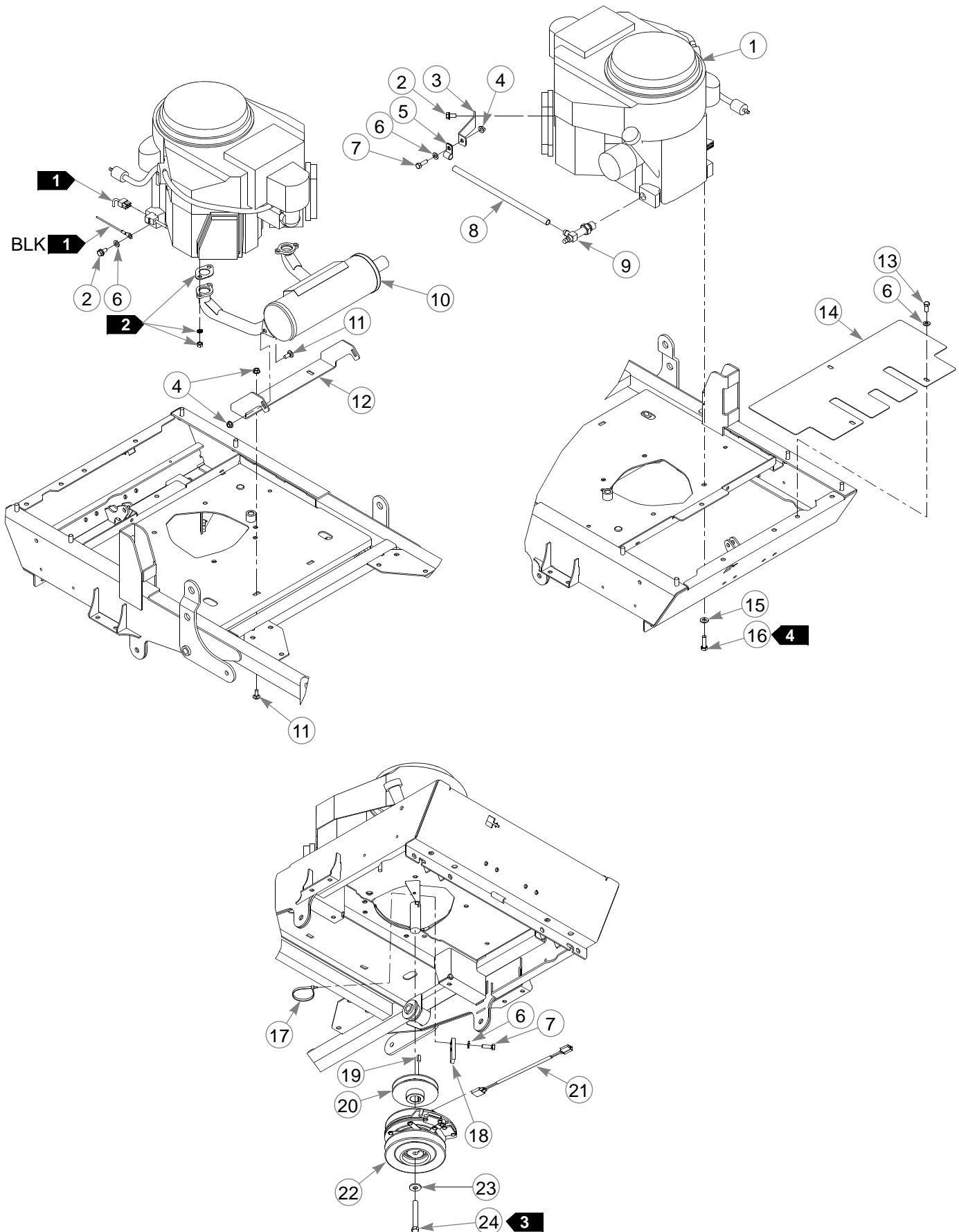
| INDEX NO. | PART NO. | QTY. | DESCRIPTION |
|-----------|----------|------|------------------|
| 25 | 603112 | 2 | CLAMP, 3/16" |
| 26 | 000323 | 2 | HOSE CLAMP |
| 27 | 015818 | 12" | 1/4" FUEL LINE |
| 28 | 603326 | 34" | 3/16" VAPOR LINE |

NOTES:

| FUEL & VAPOR LINE LENGTHS | | |
|---------------------------|-----|---|
| A | 12" | FUEL FILTER TO TANK (FUEL) |
| B | 34" | ENGINE PURGE PORT TO VACUUM BREAKER (VAPOR) |

This page intentionally left blank.

Engine, Kawasaki FS541V & FS600V



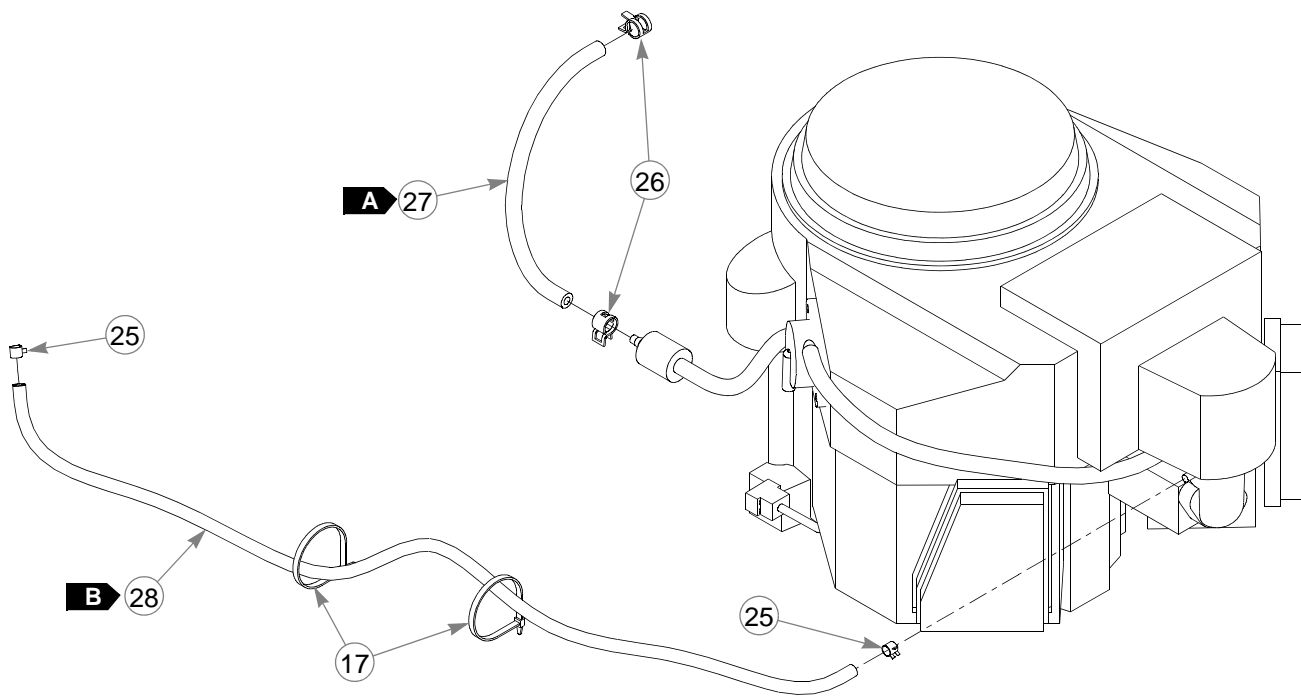
Engine, Kawasaki FS541V & FS600V

| INDEX NO. | PART NO. | QTY. | DESCRIPTION |
|-----------|----------|------|---------------------------------|
| 1 | N/A | 1 | KAWASAKI FS541V & FS600V ENGINE |
| 2 | 720516 | 3 | CS M8 X 1.25 X 16 HX G10.9 |
| 3 | 113970 | 1 | CABLE GUIDE |
| 4 | 016832 | 5 | NT .312-18 HX FLK ZNYC |
| 5 | 000398 | 1 | LOOP CLAMP |
| 6 | 768523 | 7 | FW .343 X .687 X .051/.080H |
| 7 | 036236 | 3 | CS .312-18 X 1.00 HX G5 |
| 8 | 604463 | 13" | OIL DRAIN HOSE |
| 9 | 796524 | 1 | OIL DRAIN VALVE |
| 10 | 603187 | 1 | MUFFLER |
| 11 | 016253 | 4 | CB .312-18 X .75 FUL ZN |
| 12 | 113983 | 1 | MUFFLER MOUNT |
| 13 | 034280 | 3 | CS .312-18 X .75 HX G5 |
| 14 | 110759 | 1 | PULLEY COVER |
| 15 | 767954 | 4 | FW .406 X .812 X .060 SAE |
| 16 | 602580 | 4 | CS .375-16 X 1.25 HX G5 P85 |
| 17 | 000331 | 3 | WIRE TIE |
| 18 | 114571 | 1 | CLUTCH ANCHOR |
| 19 | 712372 | 1 | KEY 1/4 SQ X 0.66 LG |
| 20 | 799429 | 1 | PULLEY |
| 21 | 791251 | 1 | CLUTCH HARNESS PIGTAIL |
| 22 | 601784K | 1 | CLUTCH KIT |
| 23 | 602680 | 1 | FW .453 X 1.12 X .119 HRD |
| 24 | 601834 | 1 | CS .437-20 X 3.25 HX G5 P85 |

NOTES:

1. Part of the wire harness.
2. Supplied with the engine.
3. Torque the bolt to 45–48 ft-lbs. Replace (do not reuse) the cap screw if it's removed or loosened. Use only hand tools to install this fastener.
4. Torque the bolt to 30 ft-lbs. Replace (do not reuse) the cap screw if it's removed or loosened. Use only hand tools to install this fastener.

Fuel & Vapor Lines, Kawasaki FS541V & FS600V



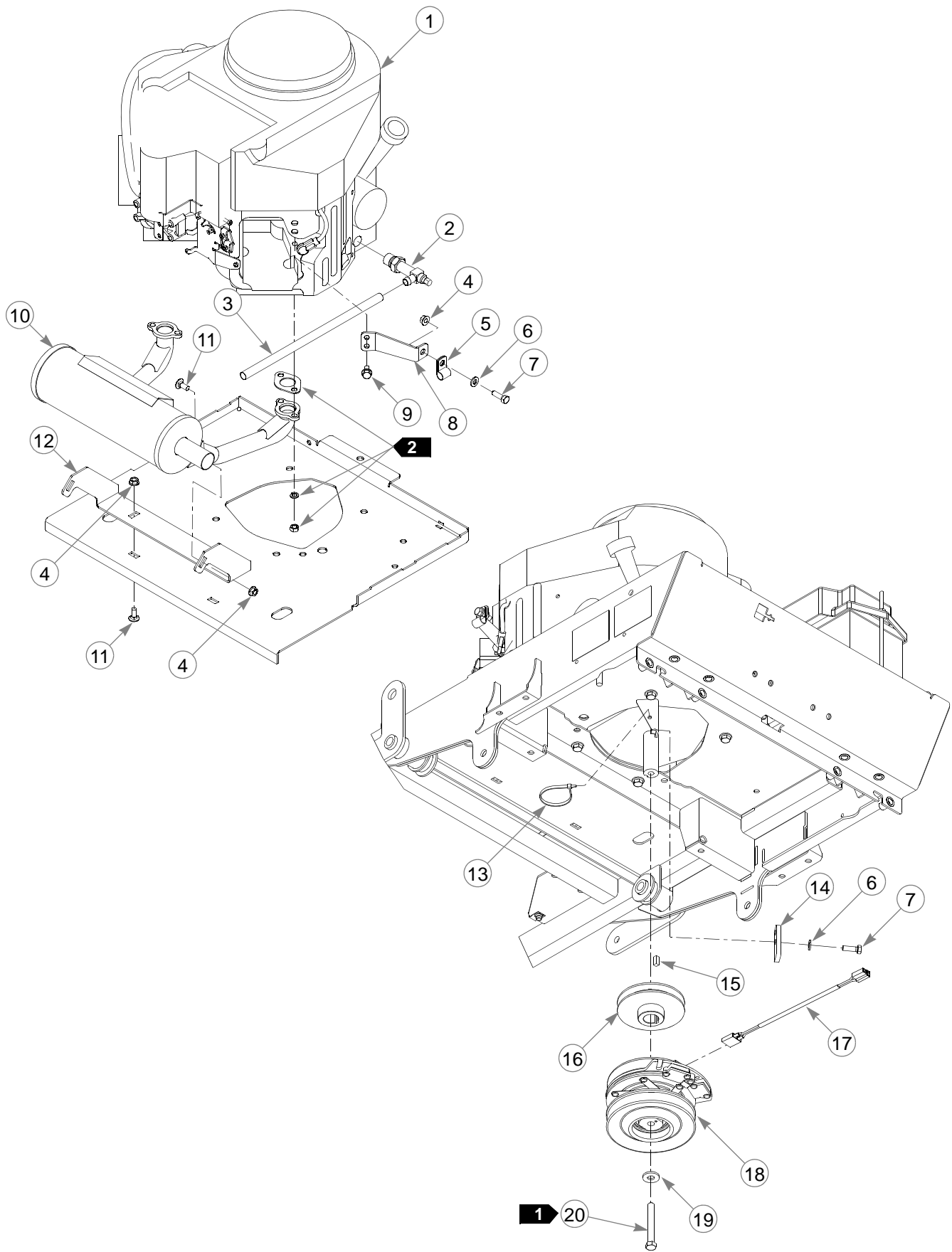
| INDEX NO. | PART NO. | QTY. | DESCRIPTION |
|-----------|----------|------|------------------|
| 25 | 603112 | 2 | CLAMP, 3/16" |
| 26 | 000323 | 2 | HOSE CLAMP |
| 27 | 015818 | 12" | 1/4" FUEL LINE |
| 28 | 603326 | 34" | 3/16" VAPOR LINE |

NOTES:

| FUEL & VAPOR LINE LENGTHS | | |
|---------------------------|-----|---|
| A | 12" | FUEL FILTER TO TANK (FUEL) |
| B | 34" | ENGINE PURGE PORT TO VACUUM BREAKER (VAPOR) |

This page intentionally left blank.

Engine, Kawasaki FS691V



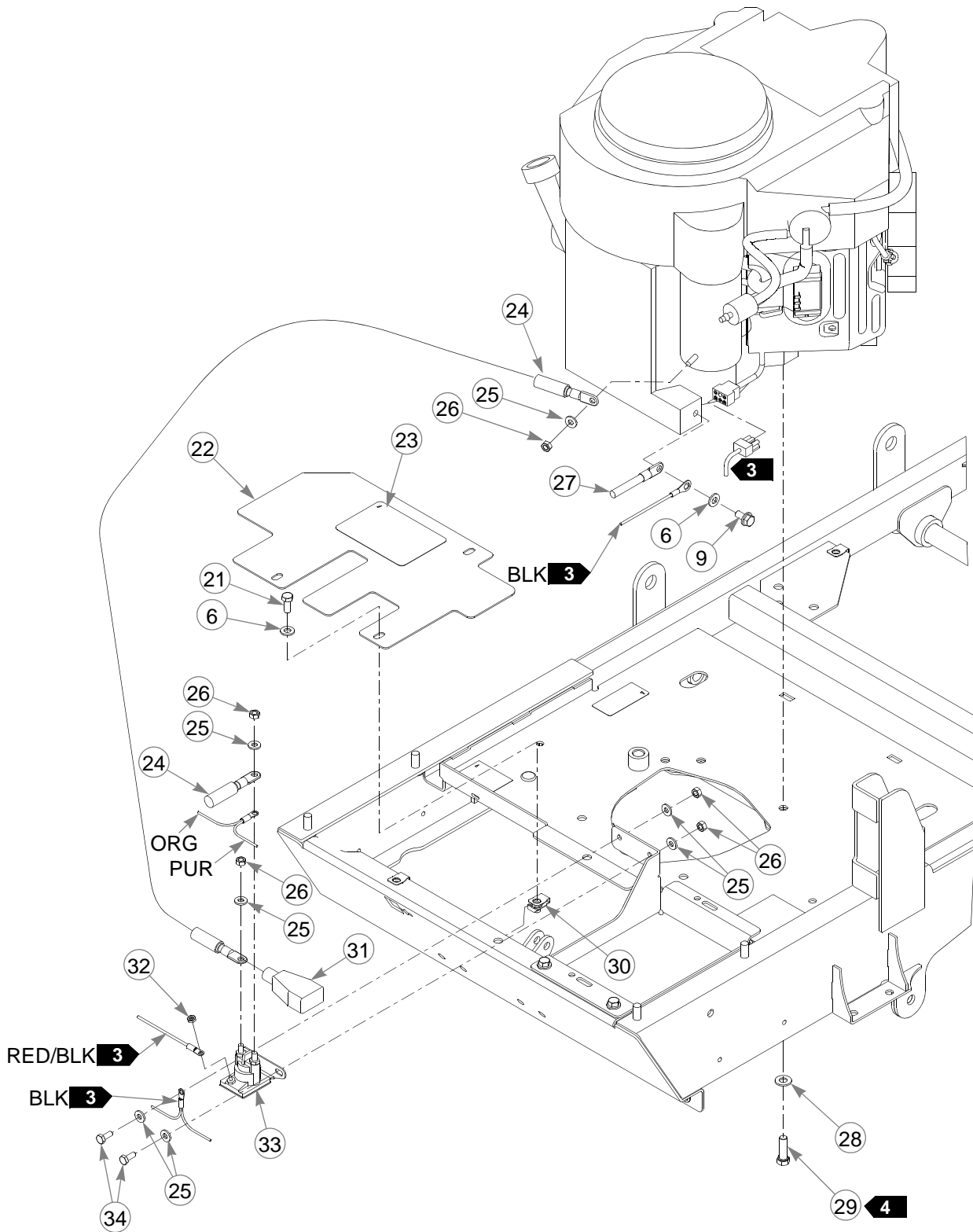
Engine, Kawasaki FS691V

| INDEX NO. | PART NO. | QTY. | DESCRIPTION |
|-----------|----------|------|-----------------------------|
| 1 | N/A | 1 | KAWASAKI FS691V ENGINE |
| 2 | 796524 | 1 | OIL DRAIN VALVE |
| 3 | 604463 | 13" | OIL DRAIN HOSE |
| 4 | 016832 | 5 | NT .312-18 HX FLK ZNYC |
| 5 | 000398 | 1 | LOOP CLAMP |
| 6 | 768523 | 7 | FW .343 X .687 X .051/.080H |
| 7 | 036236 | 3 | CS .312-18 X 1.00 HX G5 |
| 8 | 113970 | 1 | CABLE GUIDE |
| 9 | 720516 | 3 | CS M8 X 1.25 X 16 HX G10.9 |
| 10 | 603188 | 1 | MUFFLER |
| 11 | 016253 | 4 | CB .312-18 X .75 FUL ZN |
| 12 | 113983 | 1 | MUFFLER MOUNT |
| 13 | 000331 | 3 | WIRE TIE |
| 14 | 114571 | 1 | CLUTCH ANCHOR |
| 15 | 712372 | 1 | KEY 1/4 SQ X 0.66 LG |
| 16 | 799429 | 1 | PULLEY |
| 17 | 791251 | 1 | CLUTCH HARNESS PIGTAIL |
| 18 | 601784K | 1 | CLUTCH KIT |
| 19 | 602680 | 1 | FW .453 X 1.12 X .119 HRD |
| 20 | 601834 | 1 | CS .437-20 X 3.25 HX G5 P85 |

NOTES:

1. Torque the bolt to 45–48 ft-lbs. Replace (do not reuse) the cap screw if it's removed or loosened. Use only hand tools to install this fastener.
2. Supplied with the engine.

Engine, Kawasaki FS691V



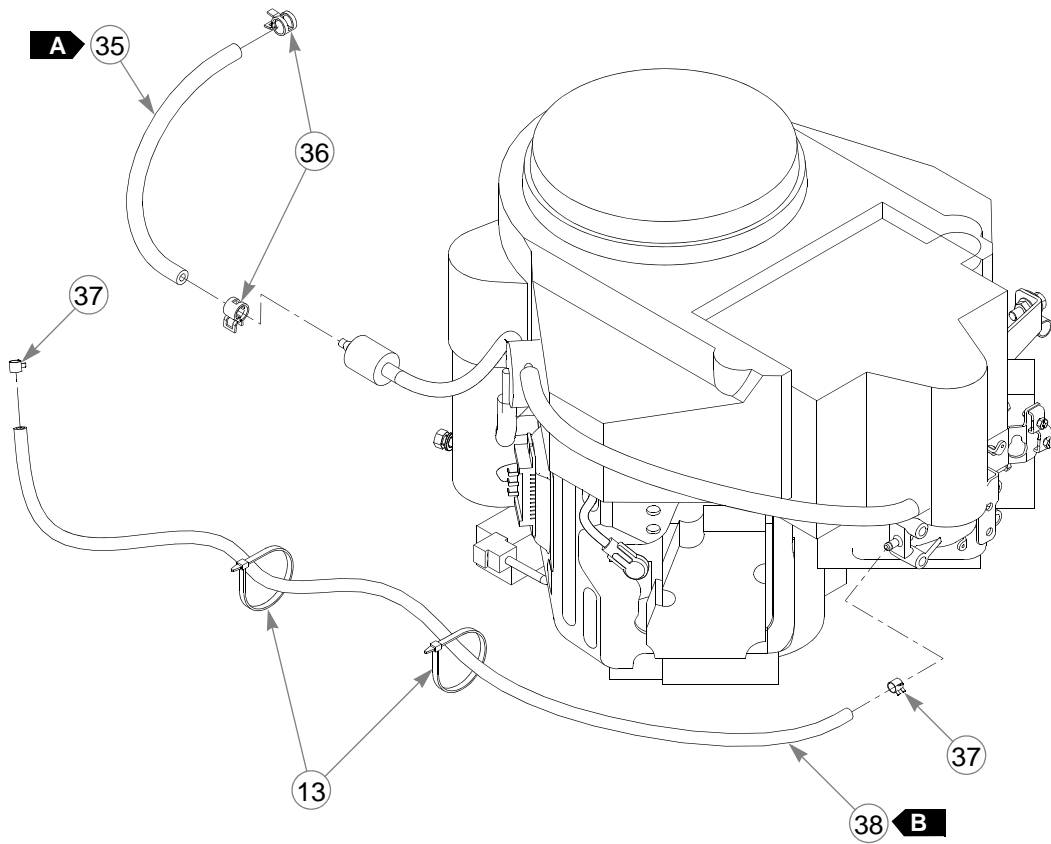
Engine, Kawasaki FS691V

| INDEX NO. | PART NO. | QTY. | DESCRIPTION |
|-----------|----------|------|-------------------------------------|
| 21 | 034280 | 3 | CS .312-18 X .75 HX G5 |
| 22 | 550151 | 1 | PULLEY COVER (WITH DECAL) |
| 23 | 601815 | 1 | BATTERY WARNINGS DECAL |
| 24 | 792762 | 2 | POSITIVE BATTERY CABLE |
| 25 | 768515 | 7 | FW .281 X .625 X .051/.080 HD ZN/YL |
| 26 | 024927 | 5 | NT .250-20 HX G5 ZNYC |
| 27 | 780015 | 1 | NEGATIVE BATTERY CABLE |
| 28 | 767954 | 4 | FW .406 X .812 X .060 SAE |
| 29 | 602580 | 4 | CS .375-16 X 1.25 HX G5 P85 |
| 30 | 601069 | 1 | CN .312-18 X .20 MAX THK |
| 31 | 771428 | 1 | RED BATTERY CABLE BOOT |
| 32 | 044255 | 1 | NT #10-32 HX ZN |
| 33 | 030817 | 1 | STARTER SOLENOID |
| 34 | 064329 | 2 | CS .250-20 X .625 HX G5 |

NOTES:

3. Part of the wire harness.
4. Torque the bolt to 30 ft-lbs. Replace (do not reuse) the cap screw if it's removed or loosened. Use only hand tools to install this fastener.

Fuel & Vapor Lines, Kawasaki FS691V



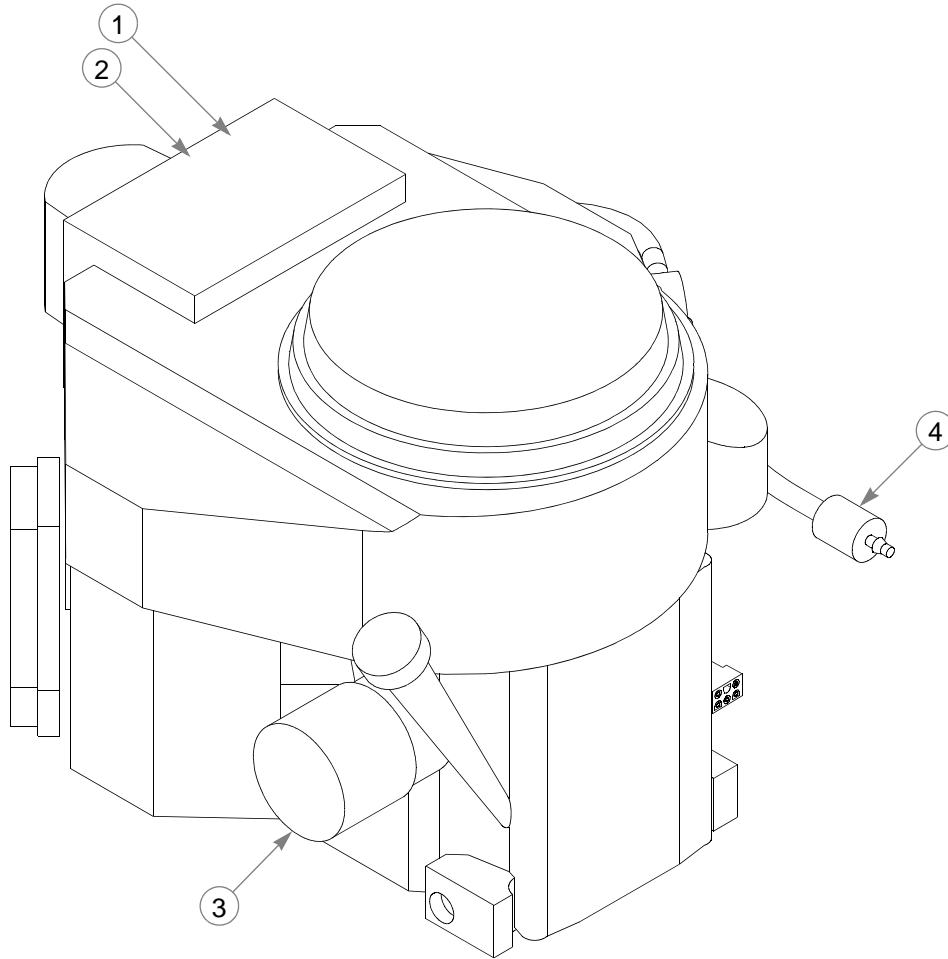
Fuel & Vapor Lines, Kawasaki FS691V

| INDEX NO. | PART NO. | QTY. | DESCRIPTION |
|-----------|----------|------|------------------|
| 35 | 015818 | 12" | 1/4" FUEL LINE |
| 36 | 000323 | 2 | HOSE CLAMP |
| 37 | 603112 | 2 | CLAMP, 3/16" |
| 38 | 603326 | 34" | 3/16" VAPOR LINE |

NOTES:

| LINE LENGTHS | | |
|---------------------|-----|----------------------------------|
| A | 12" | TANK TO FILTER (FUEL) |
| B | 34" | ENGINE TO VACUUM BREAKER (VAPOR) |

Engine Service Parts, Kawasaki

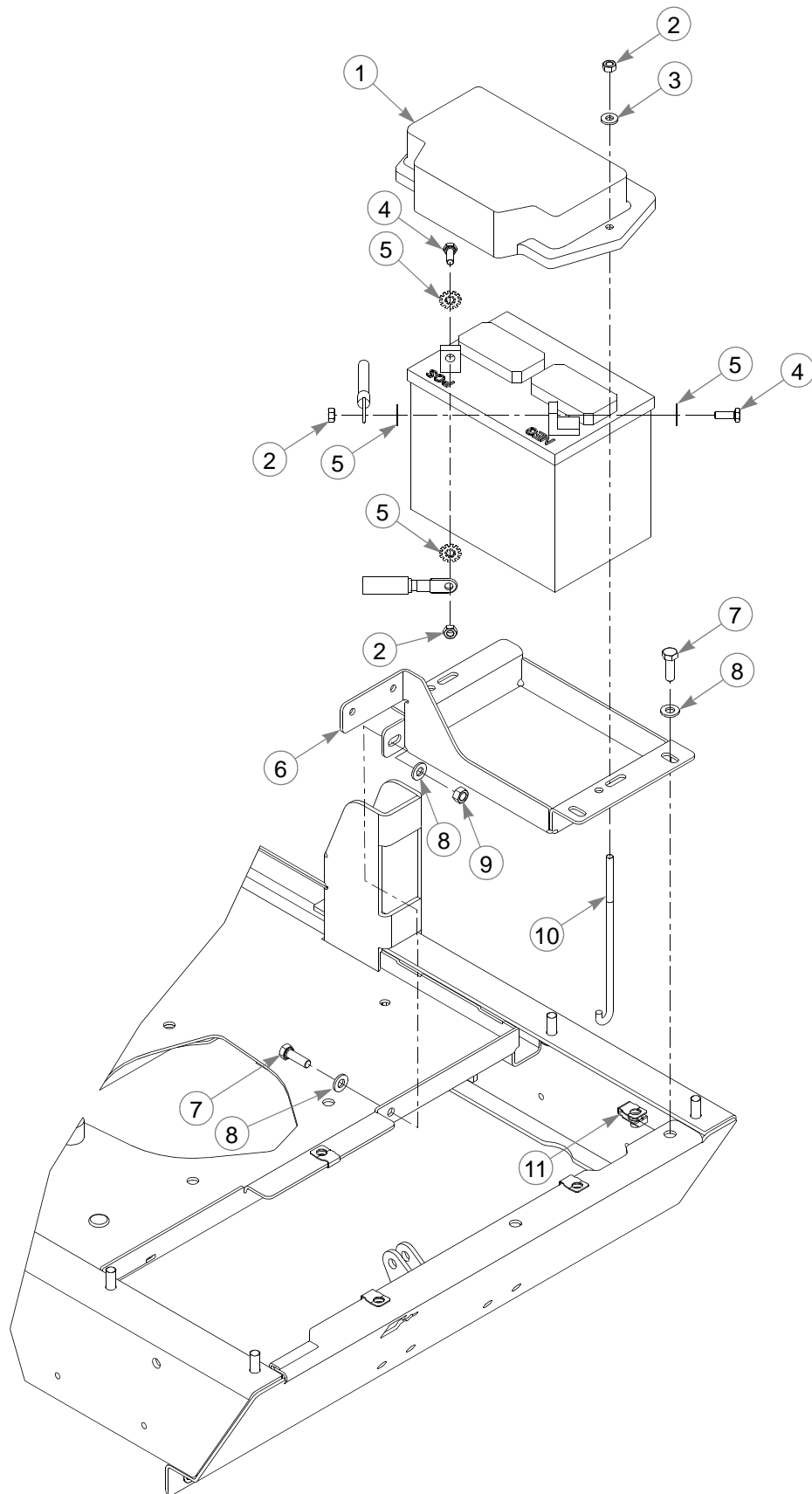


| INDEX NO. | PART NO. | QTY. | DESCRIPTION |
|-----------|----------|------|---------------------|
| 1 | 603059 | 1 | AIR FILTER |
| 2 | 603058 | 1 | PRE FILTER |
| 3 | 602581 | 1 | OIL FILTER |
| 4 | 068478 | 1 | IN-LINE FUEL FILTER |

NOTES:

This page intentionally left blank.

Battery

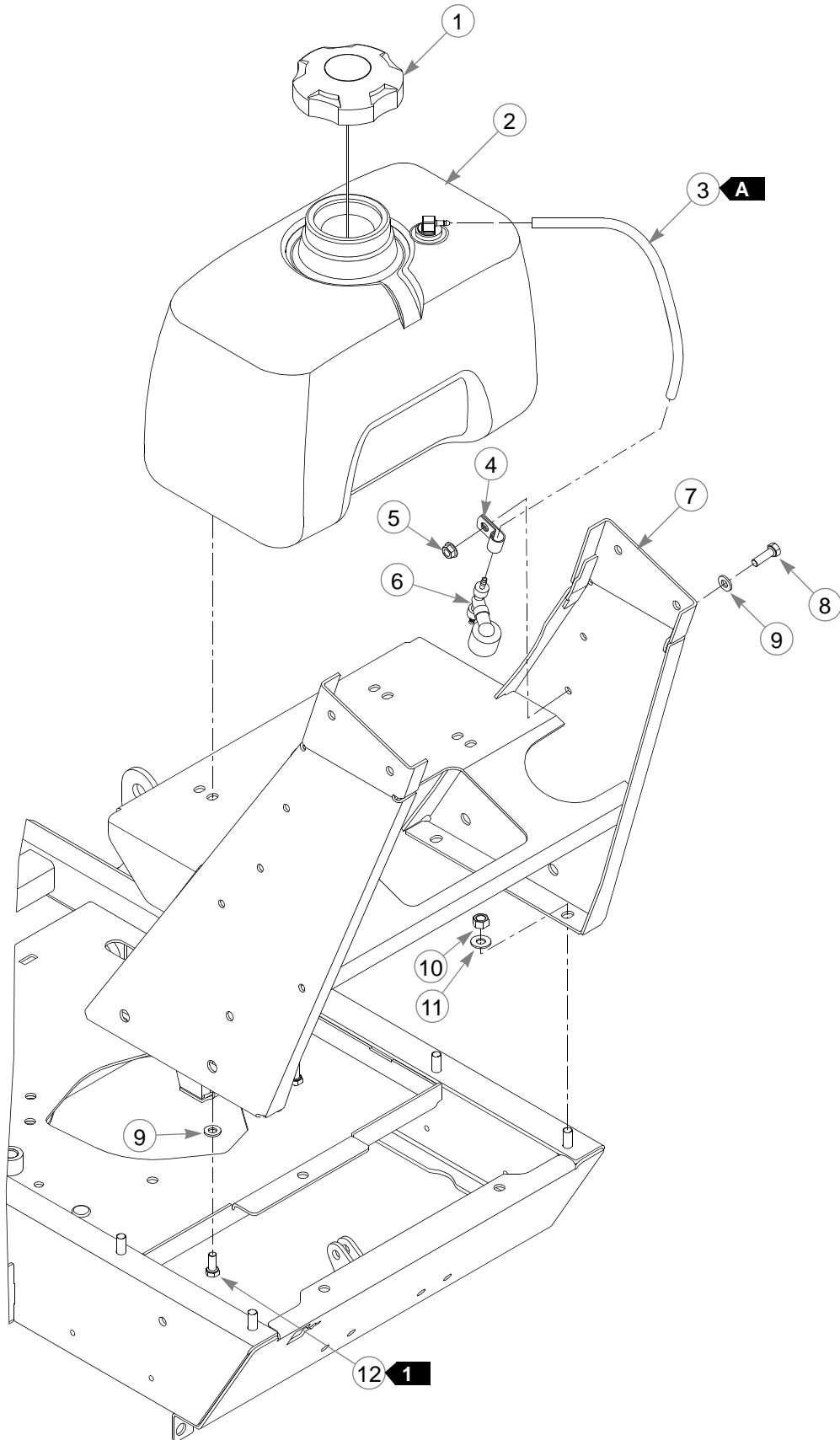


Battery

| INDEX NO. | PART NO. | QTY. | DESCRIPTION |
|-----------|----------|------|-------------------------------------|
| 1 | 745166 | 1 | BATTERY HOLD DOWN COVER |
| 2 | 024927 | 4 | NT .250-20 HX G5 ZNYC |
| 3 | 768515 | 2 | FW .281 X .625 X .051/.080 HD ZN/YL |
| 4 | 055939 | 2 | CS .250-20 X .75 HX G5 |
| 5 | 029868 | 4 | LW .250 INT-EXT TOOTH Z |
| 6 | 110865 | 1 | BATTERY BOX |
| 7 | 036236 | 3 | CS .312-18 X 1.00 HX G5 |
| 8 | 768523 | 4 | FW .343 X .687 X .051/.080H |
| 9 | 034272 | 1 | NT .312-18 HX G5 ZNYC |
| 10 | 793489 | 2 | BATTERY CLAMP ROD |
| 11 | 601069 | 1 | CN .312-18 X .20 MAX THK |
| 12 | 000331 | 1 | WIRE TIE (NOT SHOWN) |

NOTES:

36" Fuel System—S/N 12080000 & Higher



36" Fuel System—S/N 12080000 & Higher

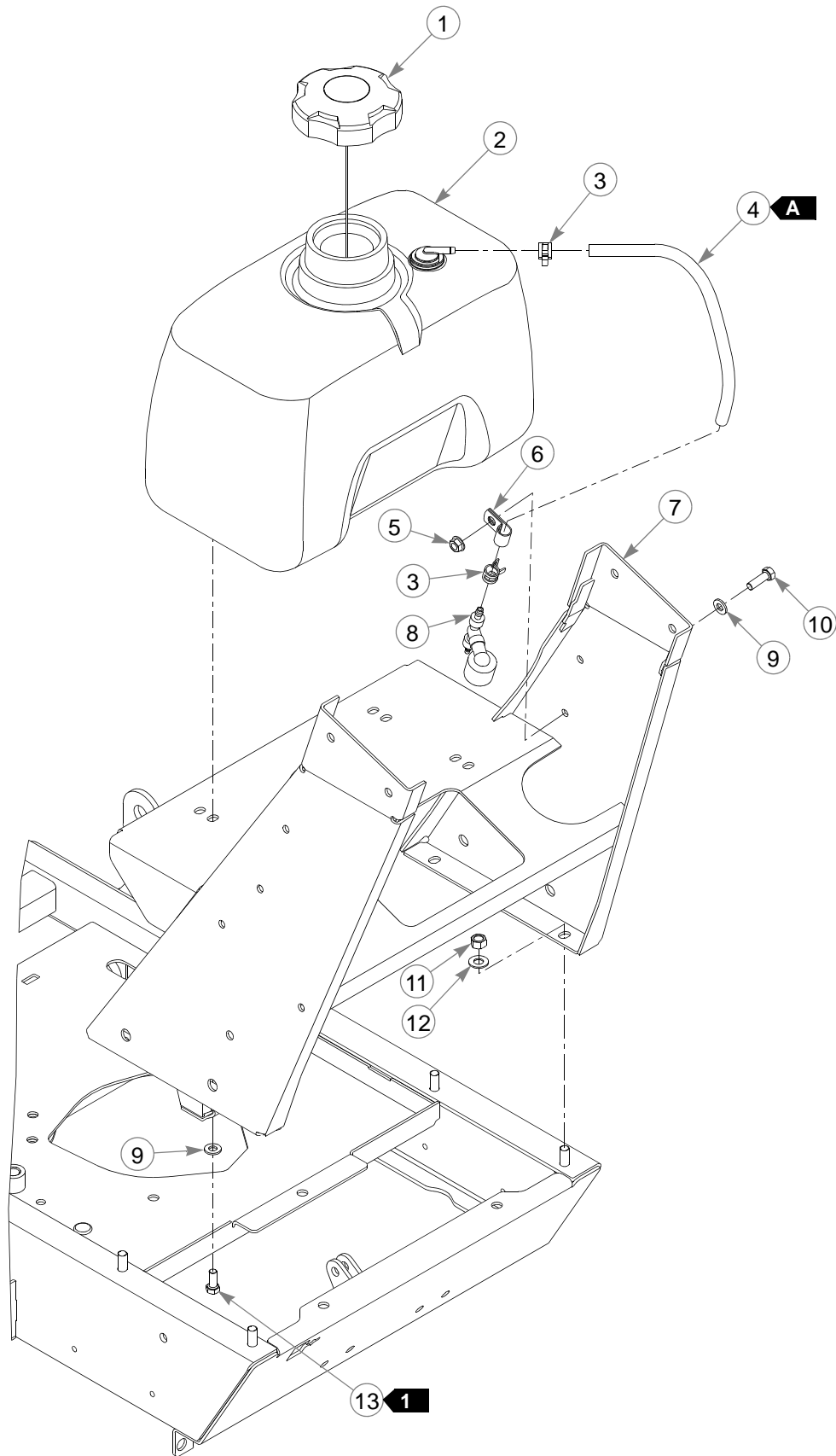
| INDEX NO. | PART NO. | QTY. | DESCRIPTION |
|-----------|----------|------|-----------------------------|
| 1 | 602916 | 1 | RATCHETING GAS CAP 3.5" |
| 2 | 604057 | 1 | FUEL TANK |
| 3 | 603326 | 14" | 3/16" VAPOR LINE |
| 4 | 000398 | 1 | LOOP CLAMP |
| 5 | 016832 | 1 | NT .312-18 HX FLK ZNYC |
| 6 | 604305 | 1 | VACUUM BREAKER |
| 7 | 190077 | 1 | CONSOLE SUPPORT |
| 8 | 036236 | 1 | CS .312-18 X 1.00 HX G5 |
| 9 | 768523 | 5 | FW .343 X .687 X .051/.080H |
| 10 | 054502 | 4 | NT .375-16 HX G5 ZNY |
| 11 | 767954 | 4 | FW .406 X .812 X .060 SAE |
| 12 | 034280 | 4 | CS .312-18 X .75 HX G5 |

NOTES:

| LINE LENGTHS | | |
|---|-----|--------------------------------|
|  | 14" | TANK TO VACUUM BREAKER (VAPOR) |

1. Torque to 7 ft-lbs.

36" Fuel System—S/N Prior to 12080000



36" Fuel System—S/N Prior to 12080000

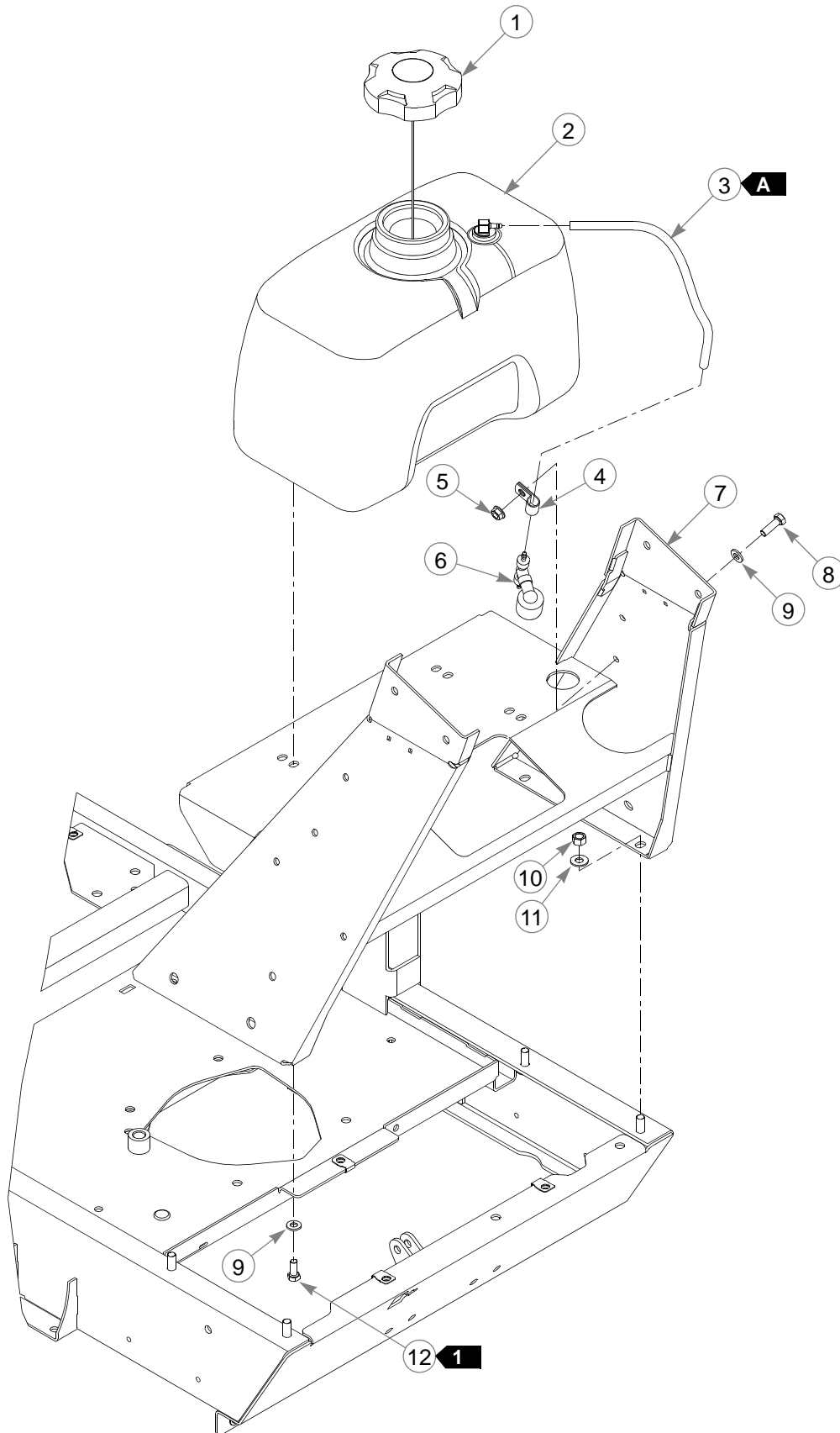
| INDEX NO. | PART NO. | QTY. | DESCRIPTION |
|-----------|----------|------|-----------------------------|
| 1 | 602916 | 1 | RATCHETING GAS CAP, 3.5" |
| 2 | 603030 | 1 | FUEL TANK |
| 3 | 000323 | 2 | HOSE CLAMP |
| 4 | 015818 | 14" | 1/4" FUEL LINE |
| 5 | 016832 | 1 | NT .312-18 HXFLK ZNYC |
| 6 | 000398 | 1 | LOOP CLAMP |
| 7 | 190077 | 1 | CONSOLE SUPPORT |
| 8 | 603114 | 1 | VACUUM BREAKER |
| 9 | 768523 | 5 | FW .343 X .687 X .051/.080H |
| 10 | 036236 | 1 | CS .312-18 X 1.00 HX G5 |
| 11 | 054502 | 4 | NT .375-16 HX GRD 5 ZNY |
| 12 | 767954 | 4 | FW .406 X .812 X .060 SAE |
| 13 | 034280 | 4 | CS .312-18 X .75 HX G5 |

NOTES:

| LINE LENGTHS | | |
|--------------|-----|--------------------------------|
| A | 14" | TANK TO VACUUM BREAKER (VAPOR) |

1. Torque to 7 ft-lbs.


48"/54" Fuel System—S/N 12080000 & Higher



48"/54" Fuel System—S/N 12080000 & Higher

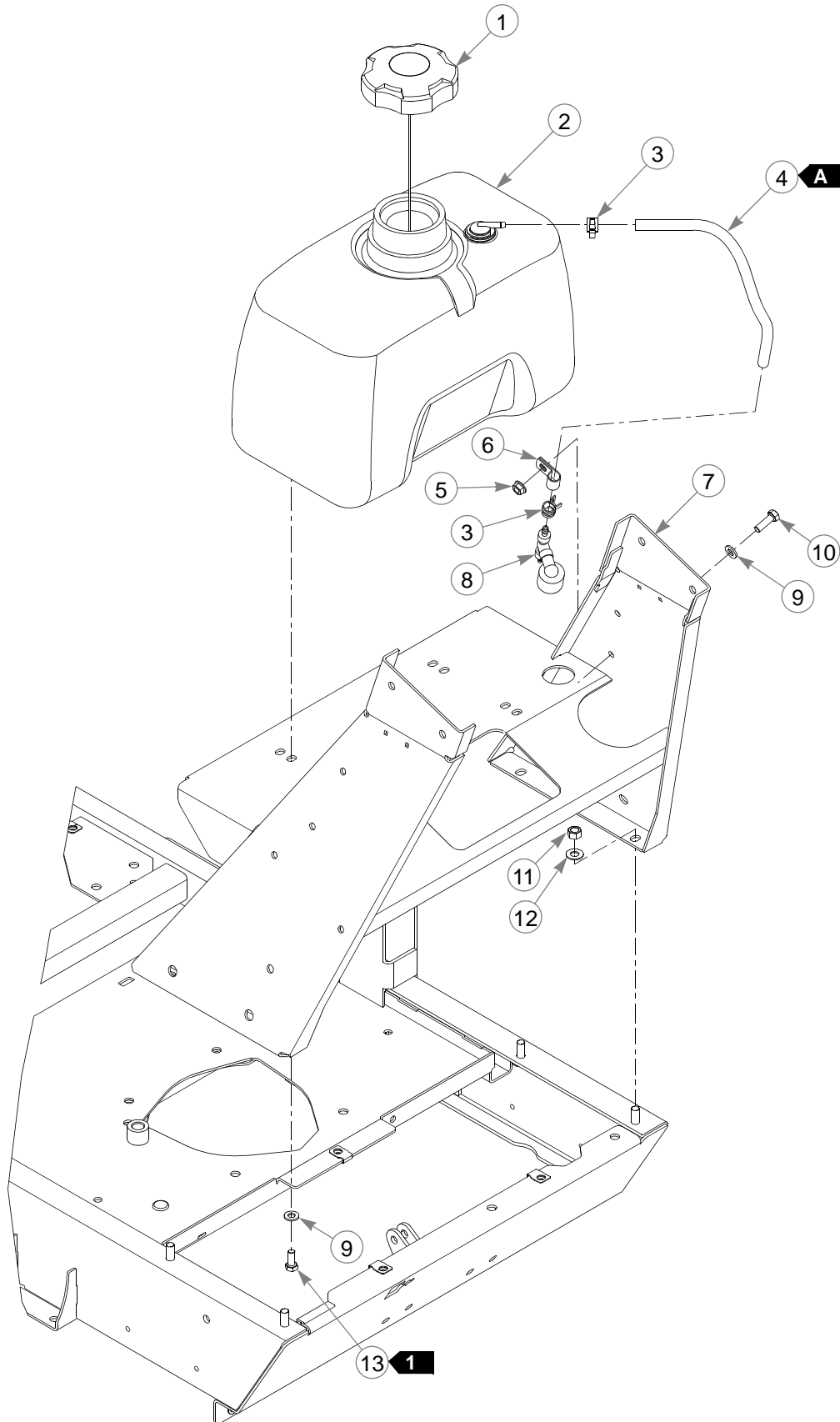
| INDEX NO. | PART NO. | QTY. | DESCRIPTION |
|-----------|----------|------|-----------------------------|
| 1 | 602916 | 1 | RATCHETING GAS CAP 3.5" |
| 2 | 604057 | 1 | FUEL TANK |
| 3 | 603326 | 14" | 3/16" VAPOR LINE |
| 4 | 000398 | 1 | LOOP CLAMP |
| 5 | 016832 | 1 | NT .312-18 HXFLK ZNYC |
| 6 | 604305 | 1 | VACUUM BREAKER |
| 7 | 190078 | 1 | CONSOLE SUPPORT |
| 8 | 036236 | 1 | CS .312-18 X 1.00 HX G5 |
| 9 | 768523 | 5 | FW .343 X .687 X .051/.080H |
| 10 | 054502 | 4 | NT .375-16 HX GRD 5 ZNY |
| 11 | 767954 | 4 | FW .406 X .812 X .060 SAE |
| 12 | 034280 | 4 | CS .312-18 X .75 HX G5 |

NOTES:

| LINE LENGTHS | | |
|---|-----|--------------------------------|
|  | 14" | TANK TO VACUUM BREAKER (VAPOR) |

1. Torque to 7 ft-lbs.

48" & 54" Fuel System—S/N Prior to 12080000



48" & 54" Fuel System—S/N Prior to 12080000

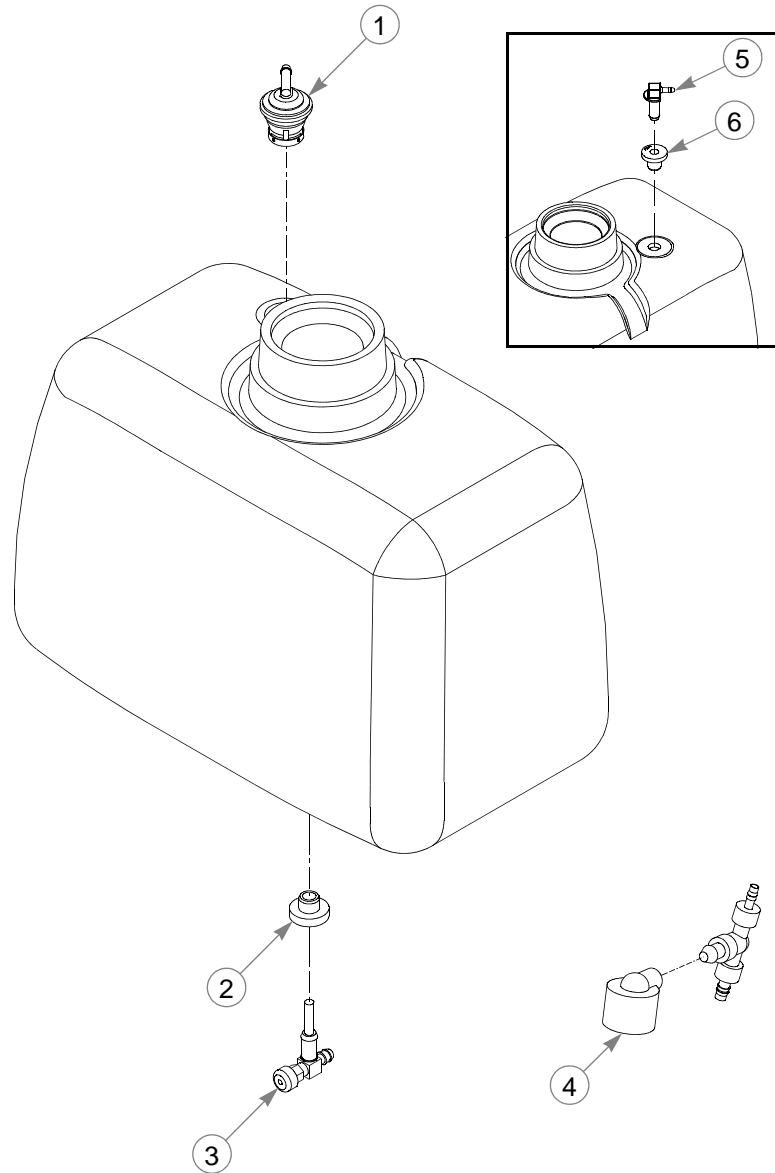
| INDEX NO. | PART NO. | QTY. | DESCRIPTION |
|-----------|----------|------|-----------------------------|
| 1 | 602916 | 1 | RATCHETING GAS CAP, 3.5" |
| 2 | 603030 | 1 | TANK |
| 3 | 000323 | 2 | HOSE CLAMP |
| 4 | 015818 | 14" | 1/4" FUEL LINE |
| 5 | 016832 | 1 | NT .312-18 HXFLK ZNYC |
| 6 | 000398 | 1 | LOOP CLAMP |
| 7 | 190078 | 1 | CONSOLE SUPPORT |
| 8 | 603114 | 1 | VACUUM BREAKER |
| 9 | 768523 | 5 | FW .343 X .687 X .051/.080H |
| 10 | 036236 | 1 | CS .312-18 X 1.00 HX G5 |
| 11 | 054502 | 4 | NT .375-16 HX GRD 5 ZNY |
| 12 | 767954 | 4 | FW .406 X .812 X .060 SAE |
| 13 | 034280 | 4 | CS .312-18 X .75 HX G5 |

NOTES:

| LINE LENGTHS | | |
|--------------|-----|--------------------------------|
| A | 14" | TANK TO VACUUM BREAKER (VAPOR) |

1. Torque to 7 ft-lbs.

Fuel Service Parts



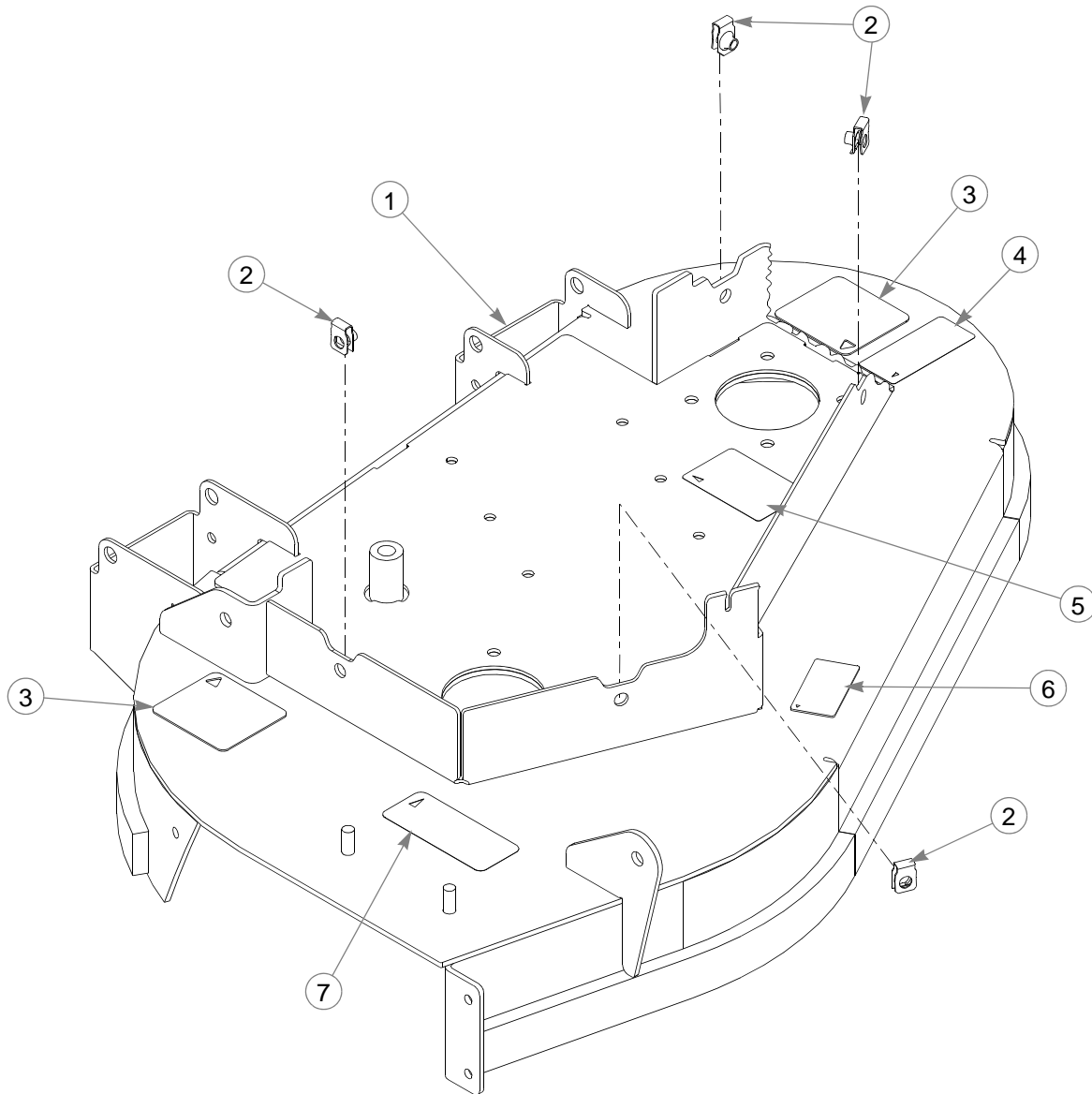
| INDEX NO. | PART NO. | QTY. | DESCRIPTION |
|-----------|----------|------|--|
| 1 | 117118 | 1 | VENT FITTING KIT (S/N PRIOR TO 12050000) |
| 2 | 785295 | 1 | GROMMET |
| 3 | 783944 | 1 | FUEL SHUT-OFF VALVE |
| 4 | 603161 | 1 | VACUUM BREAKER FILTER |
| 5 | 604199 | 1 | FUEL VENT VALVE (S/N 12050000 TO 12080000) |
| | 604287 | 1 | VENT FITTING (S/N 12080000 & HIGHER) |
| 6 | 604200 | 1 | GROMMET (S/N 12080000 & HIGHER) |

NOTES:

Section 6

| | |
|---------------------------------------|------|
| 36" Deck Decals | 6-2 |
| 36" Deck Pulleys & Spindles | 6-4 |
| 36" Deck | 6-6 |
| 48" Deck Decals | 6-8 |
| 48" Deck Pulleys & Spindles | 6-10 |
| 48" Deck | 6-12 |
| 54" Deck Decals | 6-14 |
| 54" Deck Pulleys & Spindles | 6-16 |
| 54" Deck | 6-18 |
| 36" Deck Lift | 6-20 |
| 36" Deck Mounting | 6-22 |
| 48" & 54" Deck Lift | 6-24 |
| 48" & 54" Deck Mounting | 6-26 |

36" Deck Decals

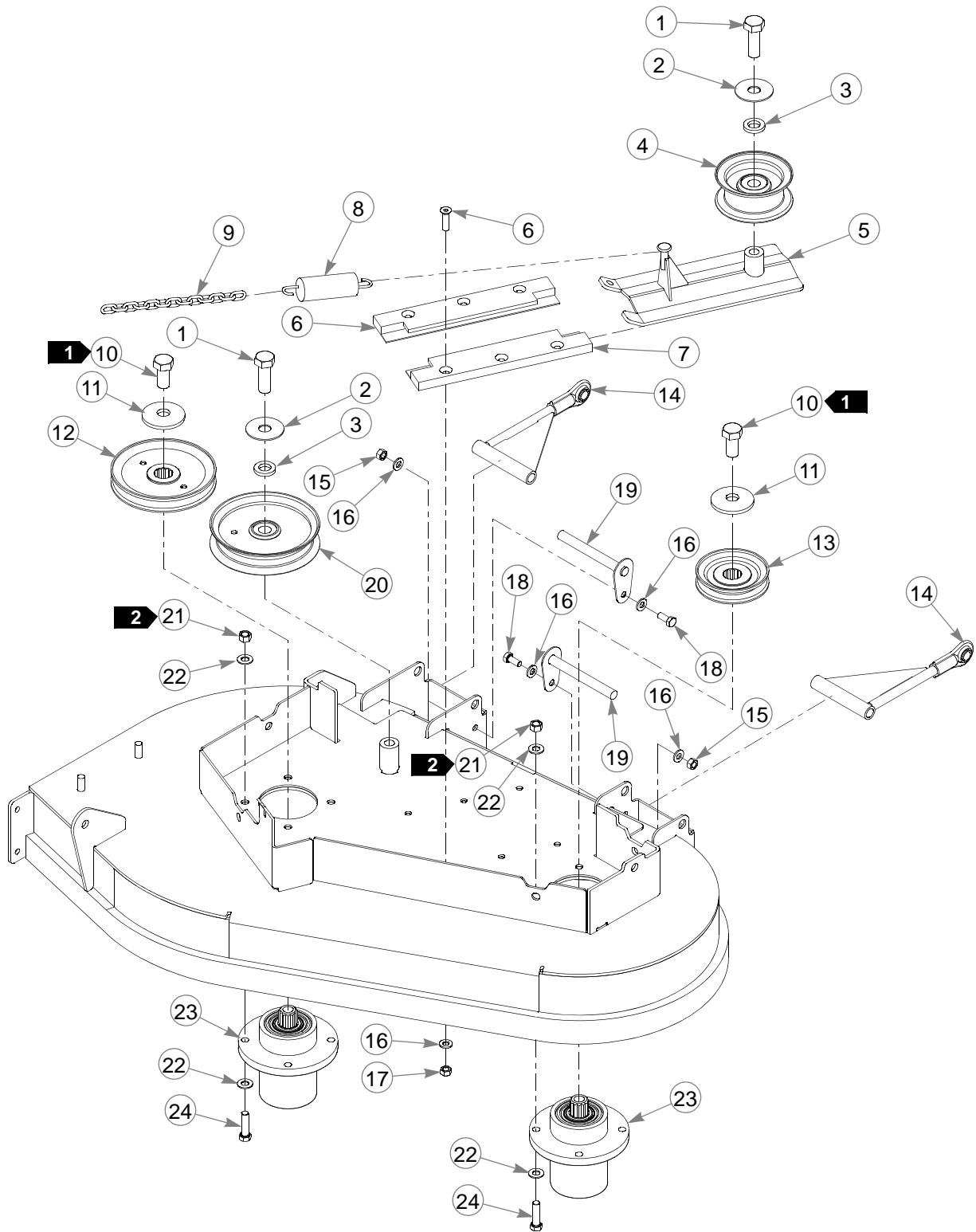


| INDEX NO. | PART NO. | QTY. | DESCRIPTION |
|-----------|----------|------|-----------------------------------|
| 1 | 551099 | 1 | 36" DECK (WITH DECALS & HARDWARE) |
| 2 | 601069 | 4 | CN .312-18 X .20 MAX THK |
| 3 | 601787 | 2 | DECK WARNINGS DECAL |
| 4 | 601931 | 1 | THROWN OBJECTS DECAL |
| 5 | 602243 | 1 | BELT ROUTING DECAL |
| 6 | 793513 | 1 | 36" DECK ID DECAL |
| 7 | 601796 | 1 | DISCHARGE CHUTE DECAL |

NOTES:

This page intentionally left blank.

36" Deck Pulleys & Spindles



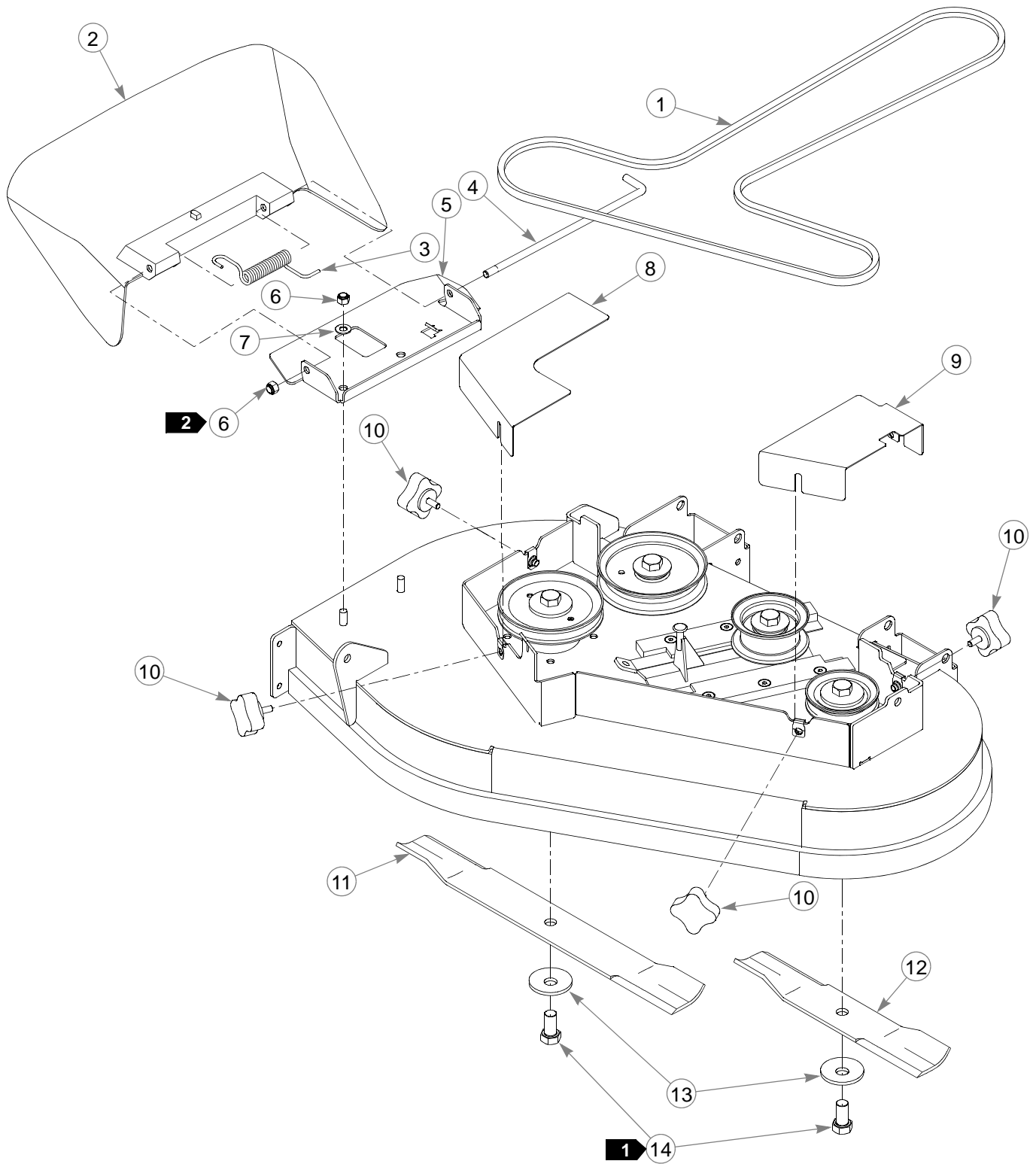
36" Deck Pulleys & Spindles

| INDEX NO. | PART NO. | QTY. | DESCRIPTION |
|-----------|----------|------|------------------------------|
| 1 | 025007 | 2 | CS .625-11 X 1.75 HX G5 |
| 2 | 046821 | 2 | FW .656 X 2.00 X .078 ZNYC |
| 3 | 797449 | 2 | FW .650 X 1.125 X .18 ZNYCG5 |
| 4 | 601162 | 1 | IDLER PULLEY, 3.06" |
| 5 | 105031 | 1 | DECK IDLER |
| 6 | 784199 | 6 | CS .312-18 X 1.25 FLT SH |
| 7 | 601434 | 2 | IDLER SLIDE |
| 8 | 036384 | 1 | IDLER SPRING |
| 9 | 259812 | 1 | CHAIN |
| 10 | 781872 | 2 | CS .625-11 X 1.25 HX G5 Z |
| 11 | 782474 | 2 | CW .631 2.25 X .187 PNT |
| 12 | 796656 | 1 | PULLEY 5.62 EOD, A-SEC |
| 13 | 796664 | 1 | PULLEY 3.75 EOD, A-SEC |
| 14 | 330225 | 2 | PULLBAR |
| 15 | 034272 | 2 | NT .312-18 HX G5 ZNYC |
| 16 | 768523 | 10 | FW .343 X .687 X .051/.080H |
| 17 | 058776 | 6 | NT .312-18 HXZY NL |
| 18 | 034280 | 2 | CS .312-18 X .75 HX G5 |
| 19 | 322974 | 2 | PULLBAR PIN |
| 20 | 781856 | 1 | IDLER PULLEY, NHI 5.00" |
| 21 | 054502 | 8 | NT .375-16 HX GRD 5 ZNY |
| 22 | 767954 | 16 | FW .406 X .812 X .060 SAE |
| 23 | 783506 | 2 | BLADE SPINDLE ASSEMBLY |
| 24 | 005116 | 8 | CS .375-16 X 1.375 HX G5 |

NOTES:

1. Torque to 118 ft-lbs.
2. Torque to 30 ft-lbs.

36" Deck



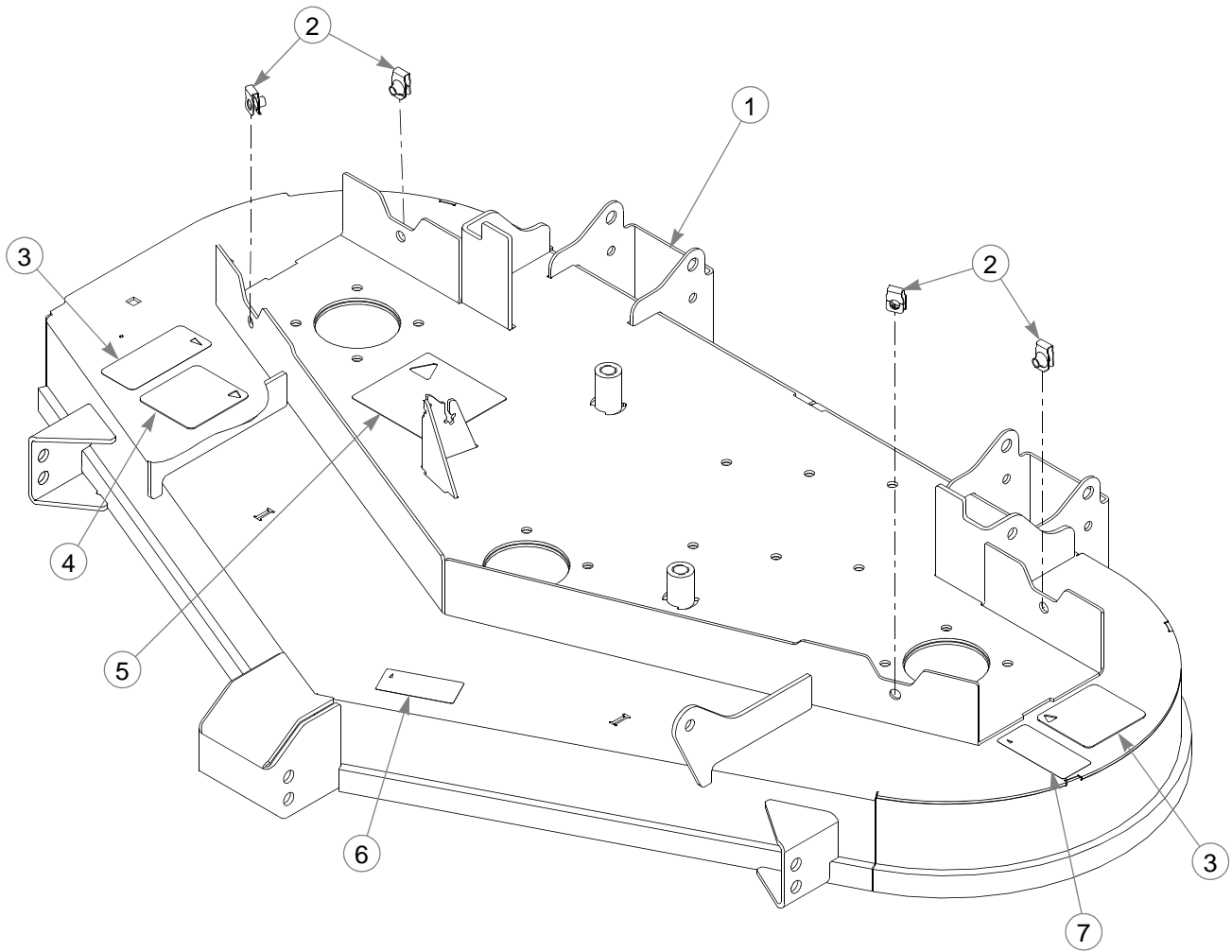
36" Deck

| INDEX NO. | PART NO. | QTY. | DESCRIPTION |
|-----------|----------|------|---------------------------|
| 1 | 601786 | 1 | BELT, A 89.50 EL |
| 2 | 601806 | 1 | DISCHARGE CHUTE |
| 3 | 601824 | 1 | TORSION SPRING |
| 4 | 601843 | 1 | CHUTE PIN |
| 5 | 114793 | 1 | CHUTE BRACKET |
| 6 | 086660 | 3 | NT .375-16 HXZY NL |
| 7 | 767954 | 2 | FW .406 X .812 X .060 SAE |
| 8 | 114788 | 1 | RS PULLEY COVER |
| 9 | 114787 | 1 | LS PULLEY COVER |
| 10 | 792002 | 4 | KNOB 5/16-18 X 3/4" |
| 11 | 600901 | 1 | BLADE, F20.50"-L-F-CW |
| | 602698 | 1 | BLADE, F20.50"-MUL-F-CW |
| 12 | 600900 | 1 | BLADE, F13.75"-L-F-CW |
| | 794206 | 1 | BLADE, 13.75"-MUL-F-CW |
| 13 | 782474 | 2 | CW .631 X 2.25 X .187 PNT |
| 14 | 781872 | 2 | CS .625-11 X 1.25 HX G5 Z |

NOTES:

1. Torque to 118 ft-lbs.
2. Do not torque; the discharge chute must pivot freely.

48" Deck Decals

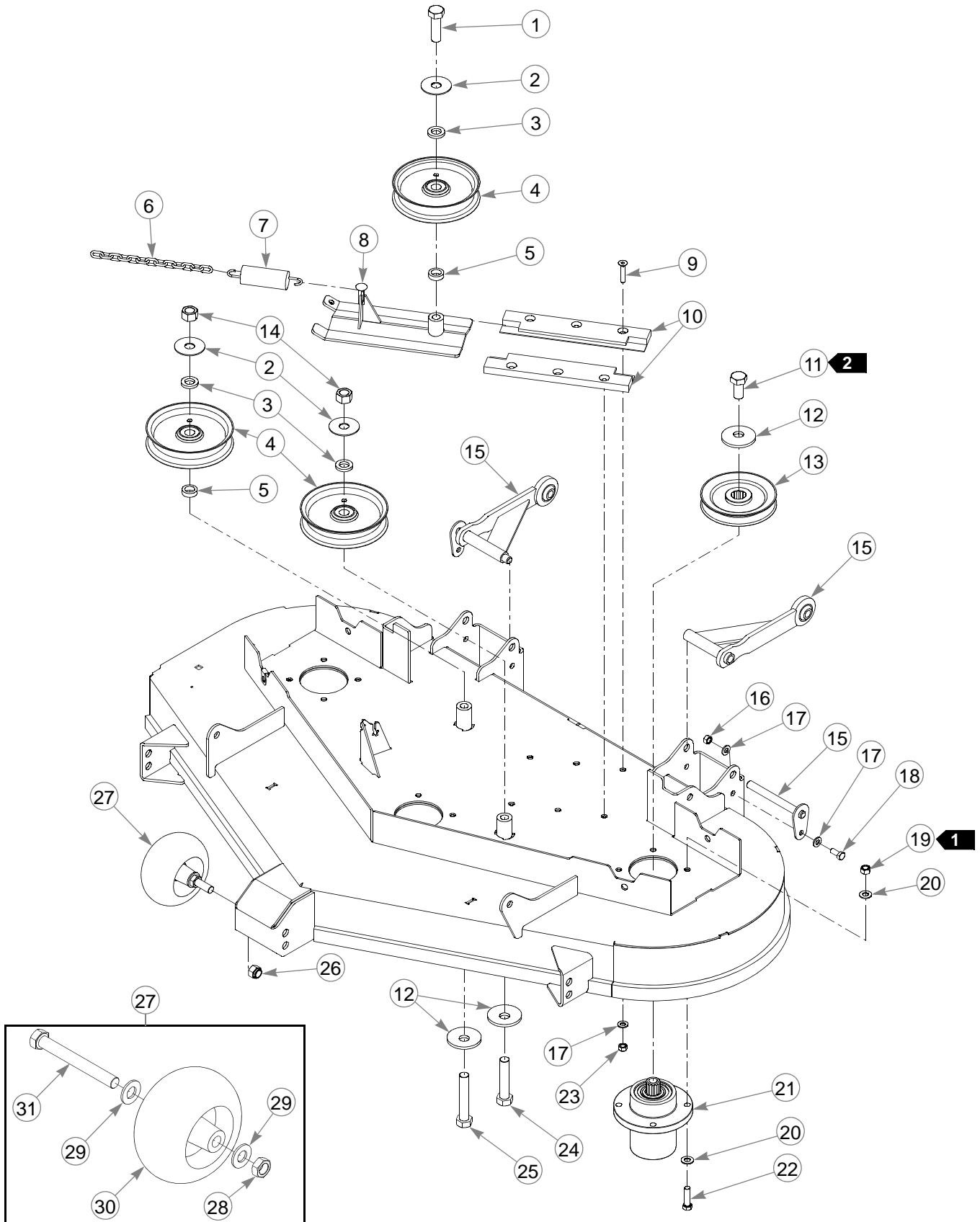


| INDEX NO. | PART NO. | QTY. | DESCRIPTION |
|-----------|----------|------|-----------------------------------|
| 1 | 551100 | 1 | 48" DECK (WITH DECALS & HARDWARE) |
| 2 | 601069 | 4 | CN .312-18 X .20 MAX THK |
| 3 | 601796 | 1 | DISCHARGE CHUTE DECAL |
| 4 | 601787 | 2 | DECK WARNINGS DECAL |
| 5 | 781419 | 1 | DECK BELT ROUTING DECAL |
| 6 | 793976 | 1 | 48" DECK ID DECAL |
| 7 | 601931 | 1 | THROWN OBJECTS DECAL |

NOTES:

This page intentionally left blank.

48" Deck Pulleys & Spindles



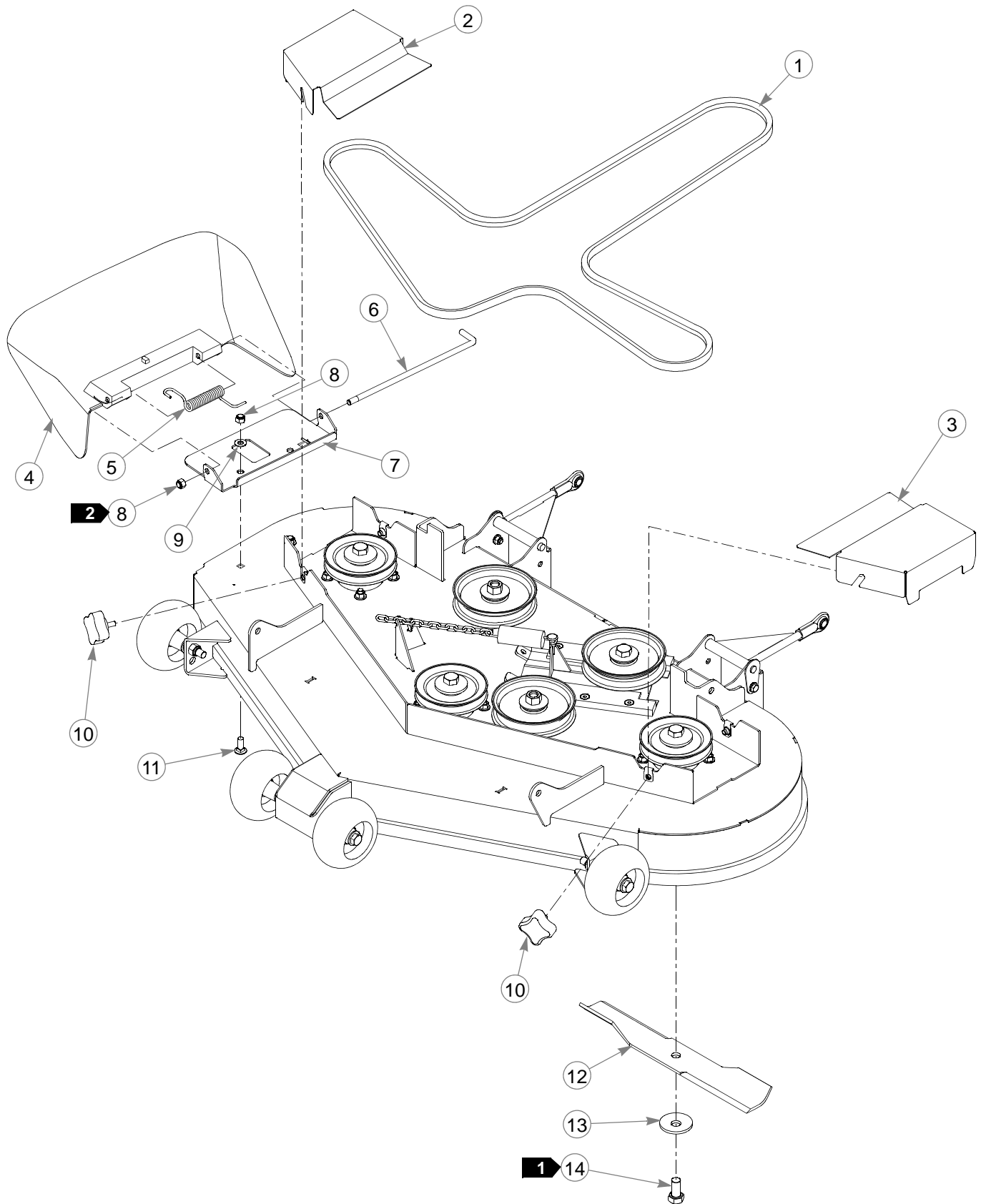
48" Deck Pulleys & Spindles

| INDEX NO. | PART NO. | QTY. | DESCRIPTION |
|-----------|----------|------|--------------------------------------|
| 1 | 025007 | 1 | CS .625-11 X 1.75 HX G5 |
| 2 | 046821 | 3 | FW .656 X 2.00 X .078 ZNYC |
| 3 | 797449 | 3 | FW .650 X 1.125 X .18 ZNYCG5 |
| 4 | 781856 | 3 | IDLER PULLEY, NHI 5.0" |
| 5 | 600296 | 2 | DECK IDLER SPACER |
| 6 | 259812 | 1 | CHAIN |
| 7 | 036384 | 1 | SPRING 1/4 COIL PL 1.23 |
| 8 | 105031 | 1 | DECK IDLER |
| 9 | 797910 | 6 | CS .312-18 X 1.50 FLT SH ZY |
| 10 | 601434 | 2 | UHMW IDLER SLIDE |
| 11 | 781872 | 3 | CS .625-11 X 1.25 HX G5 Z |
| 12 | 782474 | 5 | CW .631 X 2.25 X .187 PNT |
| 13 | 792689 | 3 | DRIVE PULLEY 5.19 OP |
| 14 | 016972 | 2 | NT .625-11 HX G5 ZNYC |
| 15 | 116335 | 2 | PUSHER ARM |
| 16 | 034272 | 2 | NT .312-18 HX G5 ZNYC |
| 17 | 768523 | 10 | FW .343 X .687 X .051/.080H |
| 18 | 034280 | 2 | CS .312-18 X .75 HX G5 |
| 19 | 054502 | 12 | NT .375-16 HX GRD 5 ZNY |
| 20 | 767954 | 24 | FW .406 X .812 X .060 SAE |
| 21 | 783506 | 3 | BLADE SPINDLE |
| 22 | 005116 | 12 | CS .375-16 X 1.375 HX G5 |
| 23 | 058776 | 6 | NT .312-18 HXZY NL |
| 24 | 783738 | 1 | CS .625-11 X 3.00 FULL HX |
| 25 | 794875 | 1 | CS .625-11 X 3.50 FLTHD |
| 26 | 781567 | 4 | NT .500-13 HX G8 ZY NL |
| 27 | 788166 | 4 | ANTI-SCALP WHEEL (INCLUDES HARDWARE) |
| 28 | 053199 | 4 | NT .500-13 HX JAM ZNYC |
| 29 | 767962 | 8 | FW .531 X 1.063 X .090 SAE |
| 30 | 031997 | 4 | ANTI-SCALP WHEEL |
| 31 | 781708 | 4 | CS .500-13 X 4.25 HX G5 |

NOTES:

1. Torque to 30 ft-lbs.
2. Torque to 118 ft-lbs.

48" Deck



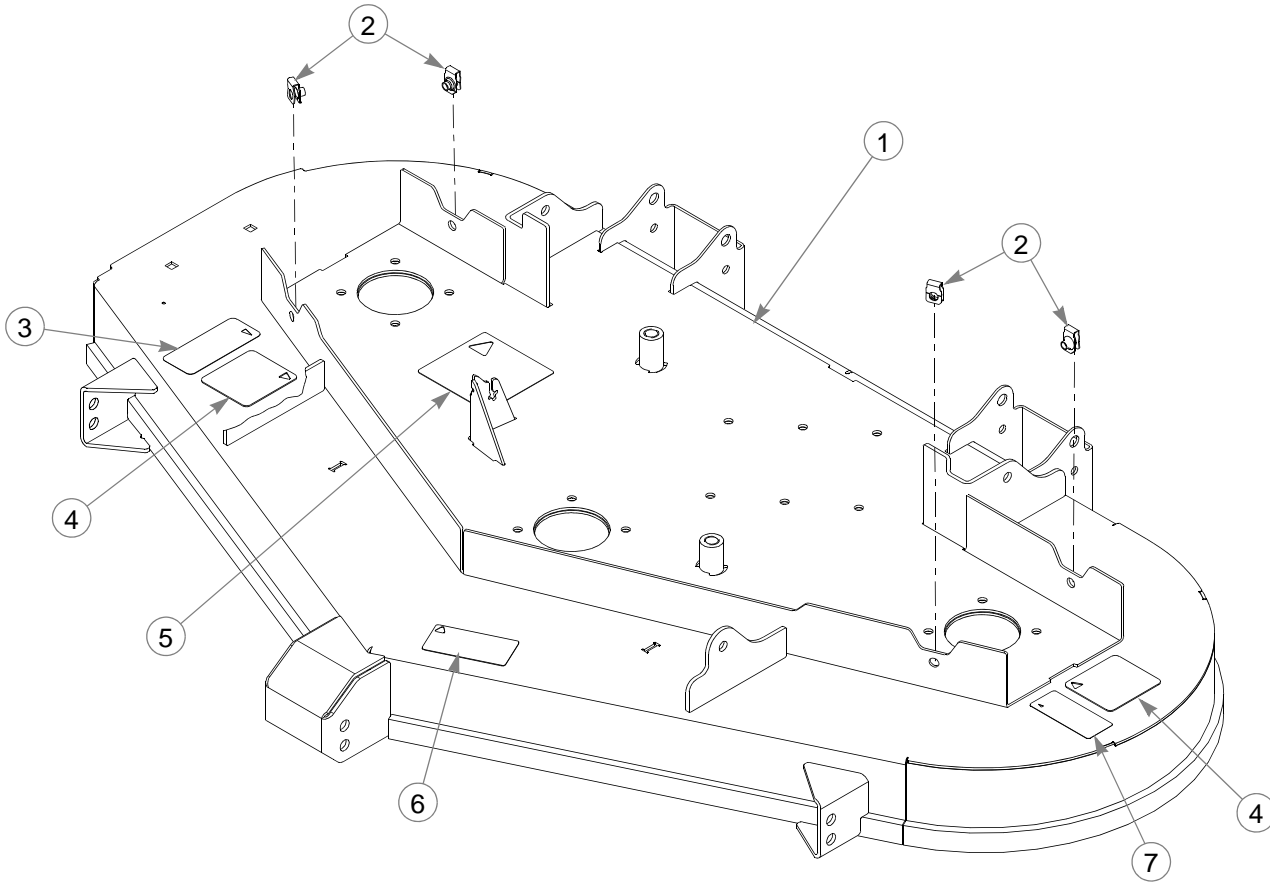
48" Deck

| INDEX NO. | PART NO. | QTY. | DESCRIPTION |
|-----------|----------|------|---------------------------|
| 1 | 601969 | 1 | BELT, B 122.00 EL |
| 2 | 114790 | 1 | RS PULLEY COVER |
| 3 | 114789 | 1 | LS PULLEY COVER |
| 4 | 601806 | 1 | DISCHARGE CHUTE |
| 5 | 601824 | 1 | TORSION SPRING |
| 6 | 601843 | 1 | CHUTE PIN |
| 7 | 114794 | 1 | CHUTE BRACKET |
| 8 | 086660 | 3 | NT .375-16 HXZY NL |
| 9 | 767954 | 2 | FW .406 X .812 X .060 SAE |
| 10 | 792002 | 4 | KNOB |
| 11 | 025395 | 2 | CB .375-16 X 1.00 STD CD |
| 12 | 795757 | 3 | BLADE, F16.50"-H-F-CW |
| | 796623 | 3 | BLADE, 16.50"-MUL-F-CW |
| | 796631 | 3 | BLADE, 16.50"-GAT-F-CW |
| 13 | 782474 | 3 | CW .631 2.25 X .187 PNT |
| 14 | 781872 | 3 | CS .625-11 X 1.25 HX G5 Z |

NOTES:

1. Torque to 118 ft-lbs.
2. Do not torque; the discharge chute must pivot freely.

54" Deck Decals

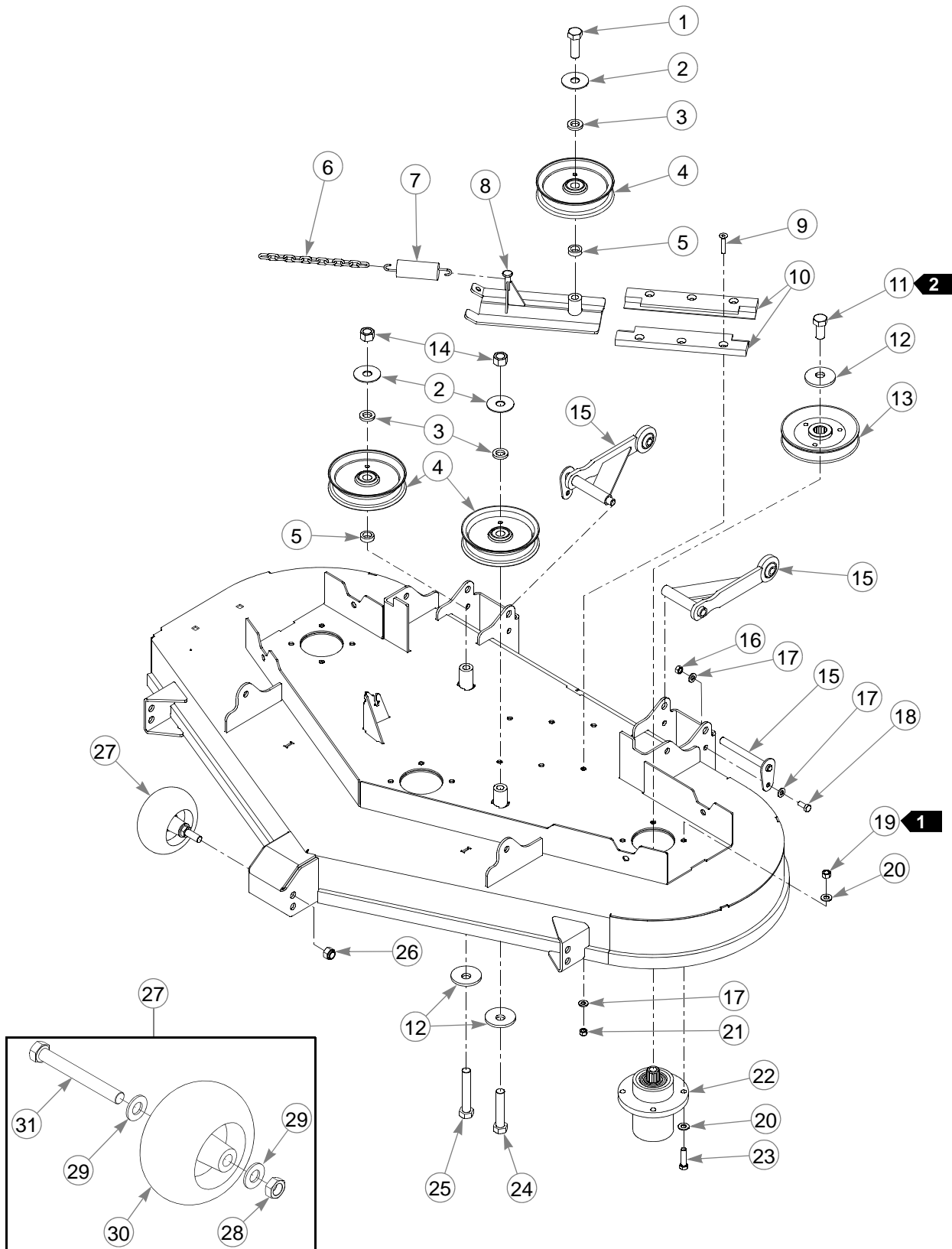


| INDEX NO. | PART NO. | QTY. | DESCRIPTION |
|-----------|----------|------|-----------------------------------|
| 1 | 551101 | 1 | 54" DECK (WITH DECALS & HARDWARE) |
| 2 | 601069 | 4 | CN .312-18 X .20 MAX THK |
| 3 | 601796 | 1 | DISCHARGE CHUTE DECAL |
| 4 | 601787 | 2 | DECK WARNINGS DECAL |
| 5 | 781419 | 1 | DECK BELT ROUTING DECAL |
| 6 | 799171 | 1 | 54" DECK ID DECAL |
| 7 | 601931 | 1 | THROWN OBJECTS DECAL |

NOTES:

This page intentionally left blank.

54" Deck Pulleys & Spindles



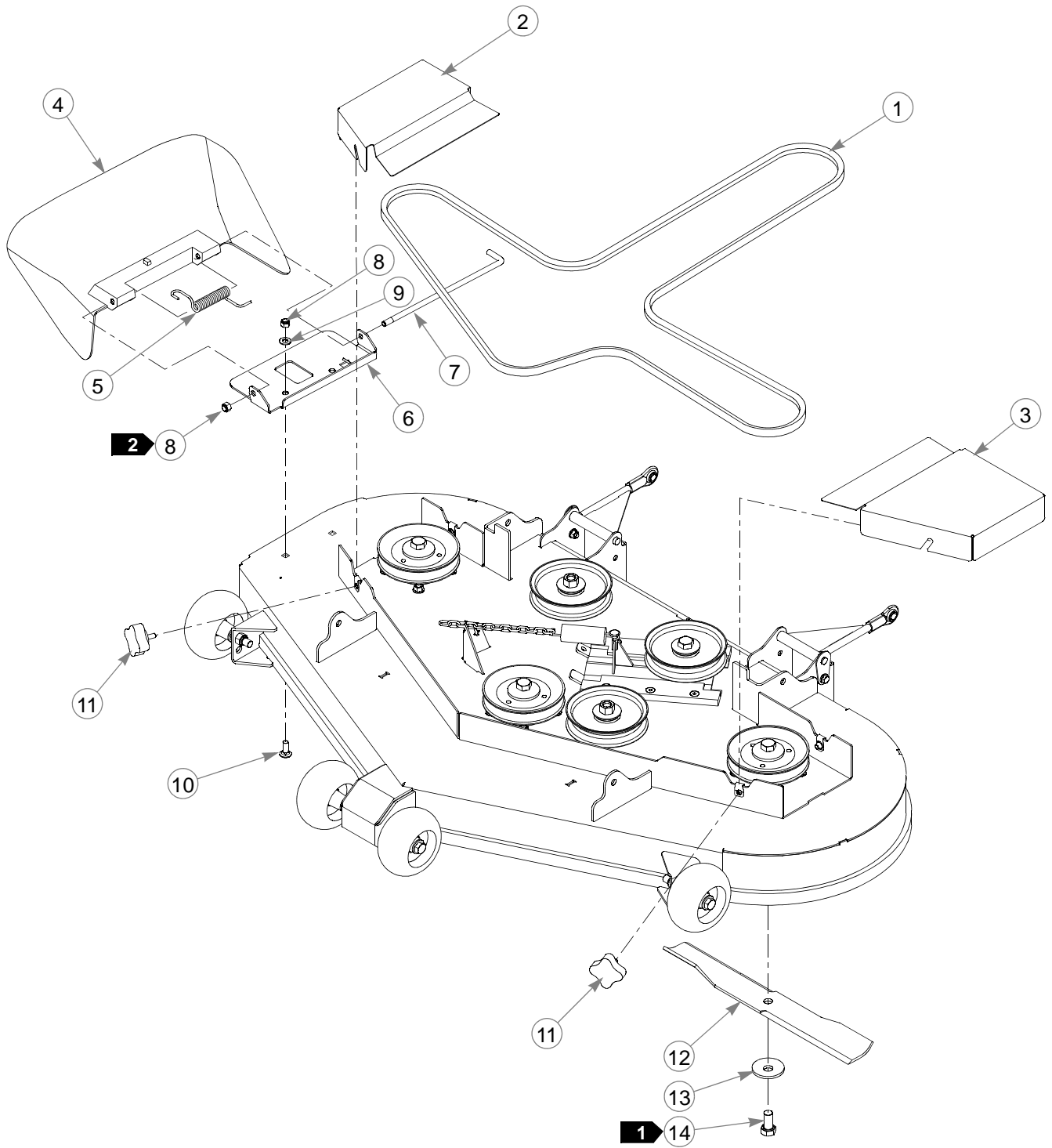
54" Deck Pulleys & Spindles

| INDEX NO. | PART NO. | QTY. | DESCRIPTION |
|-----------|----------|------|--------------------------------------|
| 1 | 025007 | 1 | CS .625-11 X 1.75 HX G5 |
| 2 | 046821 | 3 | FW .656 X 2.00 X .078 ZNYC |
| 3 | 797449 | 3 | FW .650 X 1.125 X .18 ZNYCG5 |
| 4 | 781856 | 3 | IDLER PULLEY, NHI 5.0" |
| 5 | 600296 | 2 | DECK IDLER SPACER |
| 6 | 259812 | 1 | CHAIN |
| 7 | 036384 | 1 | SPRING 1/4 COIL PL 1.23 |
| 8 | 105031 | 1 | DECK IDLER |
| 9 | 797910 | 6 | CS .312-18 X 1.50 FLT SH ZY |
| 10 | 601434 | 2 | UHMW IDLER SLIDE |
| 11 | 781872 | 3 | CS .625-11 X 1.25 HX G5 Z |
| 12 | 782474 | 5 | CW .631 X 2.25 X .187 PNT |
| 13 | 786889 | 3 | DRIVE PULLEY 5.68 OP |
| 14 | 016972 | 2 | NT .625-11 HX G5 ZNYC |
| 15 | 116335 | 2 | PUSHER ARM |
| 16 | 034272 | 2 | NT .312-18 HX G5 ZNYC |
| 17 | 768523 | 10 | FW .343 X .687 X .051/.080H |
| 18 | 034280 | 2 | CS .312-18 X .75 HX G5 |
| 19 | 054502 | 12 | NT .375-16 HX GRD 5 ZNY |
| 20 | 767954 | 24 | FW .406 X .812 X .060 SAE |
| 21 | 058776 | 6 | NT .312-18 HXZY NL |
| 22 | 783506 | 3 | BLADE SPINDLE |
| 23 | 005116 | 12 | CS .375-16 X 1.375 HX G5 |
| 24 | 783738 | 1 | CS .625-11 X 3.00 FULL HX |
| 25 | 794875 | 1 | CS .625-11 X 3.50 FLTHD |
| 26 | 781567 | 4 | NT .500-13 HX G8 ZY NL |
| 27 | 788166 | 4 | ANTI-SCALP WHEEL (INCLUDES HARDWARE) |
| 28 | 053199 | 4 | NT .500-13 HX JAM ZNYC |
| 29 | 767962 | 8 | FW .531 X 1.063 X .090 SAE |
| 30 | 031997 | 4 | ANTI-SCALP WHEEL |
| 31 | 781708 | 4 | CS .500-13 X 4.25 HX G5 |

NOTES:

1. Torque to 30 ft-lbs.
2. Torque to 118 ft-lbs.

54" Deck



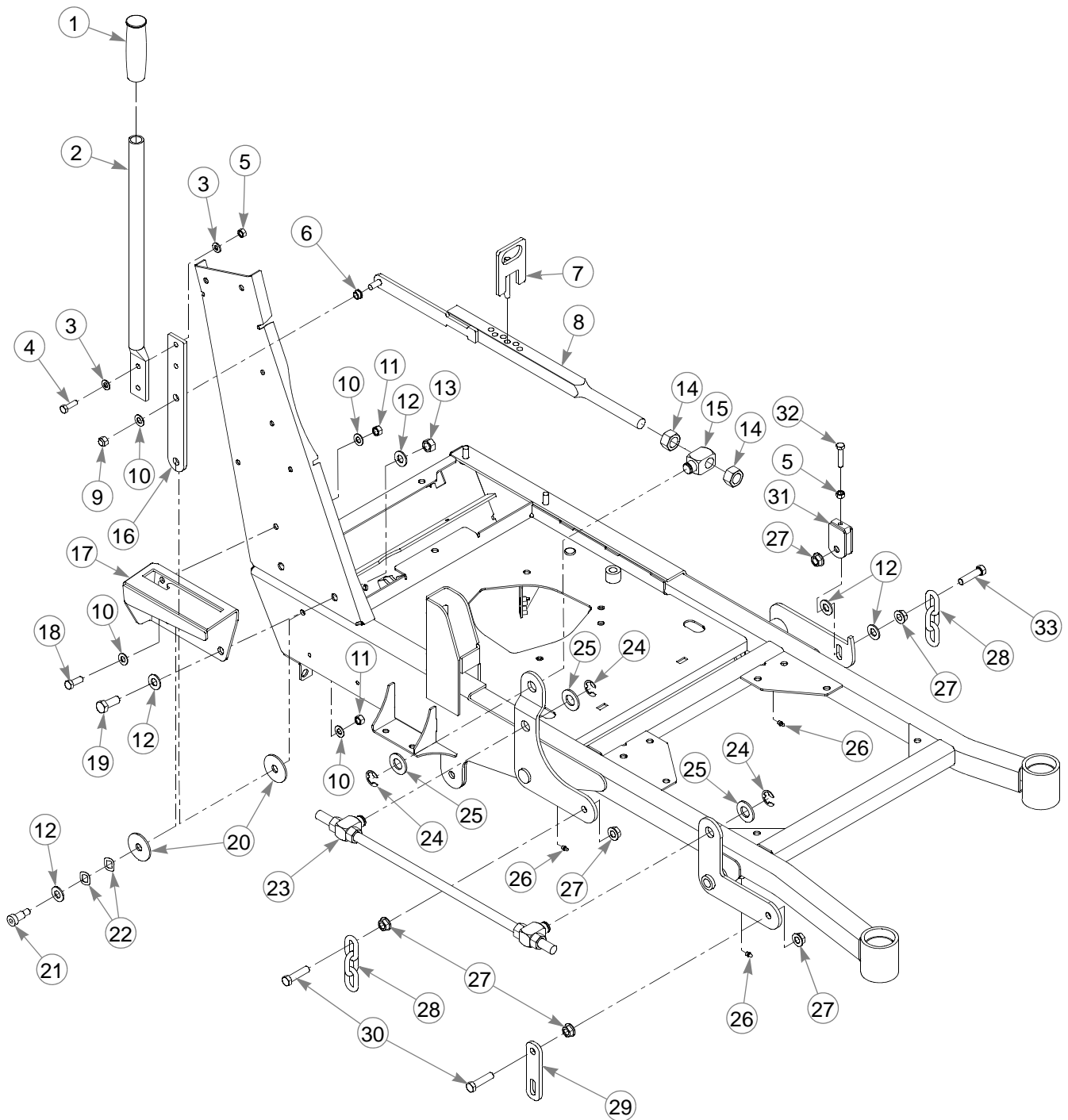
54" Deck

| INDEX NO. | PART NO. | QTY. | DESCRIPTION |
|-----------|----------|------|---------------------------|
| 1 | 601788 | 1 | BELT, B 133.10 EL |
| 2 | 114792 | 1 | RS PULLEY COVER |
| 3 | 114791 | 1 | LS PULLEY COVER |
| 4 | 601806 | 1 | DISCHARGE CHUTE |
| 5 | 601824 | 1 | TORSION SPRING |
| 6 | 114794 | 1 | CHUTE MOUNT |
| 7 | 601843 | 1 | CHUTE PIN |
| 8 | 086660 | 3 | NT .375-16 HXZY NL |
| 9 | 767954 | 2 | FW .406 X .812 X .060 SAE |
| 10 | 025395 | 2 | CB .375-16 X 1.00 STD CD |
| 11 | 792002 | 4 | KNOB |
| 12 | 797696 | 3 | BLADE, F18.50"-H-F-CW |
| | 797704 | 3 | BLADE, 18.50"-MUL-F-CW |
| | 797712 | 3 | BLADE, 18.50"-GAT-F-CW |
| 13 | 782474 | 3 | CW .631 2.25 X .187 PNT |
| 14 | 781872 | 3 | CS .625-11 X 1.25 HX G5 Z |

NOTES:

1. Torque to 118 ft-lbs.
2. Do not torque; the discharge chute must pivot freely.

36" Deck Lift

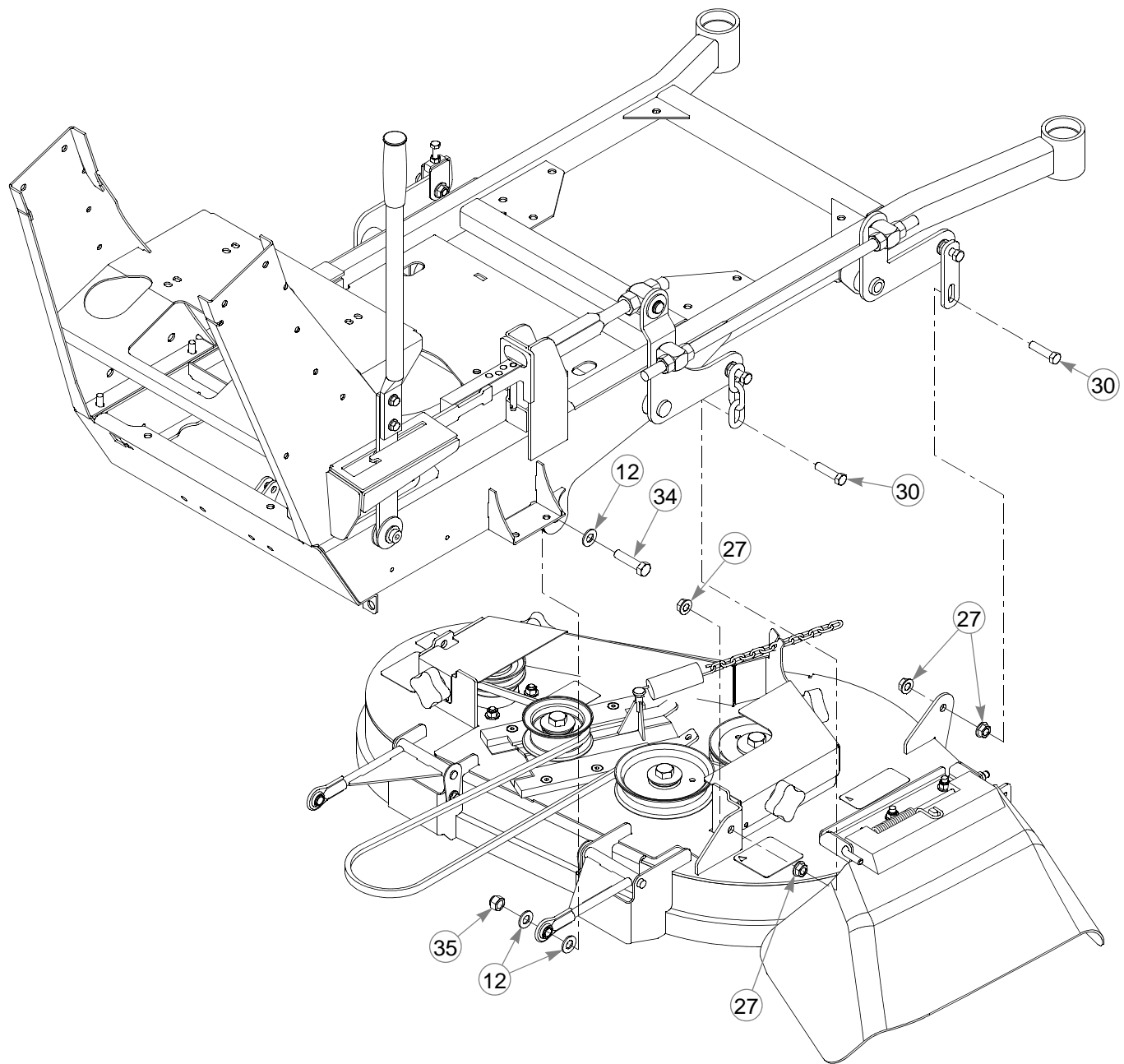


36" Deck Lift

| INDEX NO. | PART NO. | QTY. | DESCRIPTION |
|-----------|----------|------|-----------------------------|
| 1 | 792317 | 1 | GRIP |
| 2 | 110570 | 1 | DECK LIFT HANDLE |
| 3 | 768523 | 4 | FW .343 X .687 X .051/.080H |
| 4 | 036236 | 2 | CS .312-18 X 1.00 HX G5 |
| 5 | 034272 | 3 | NT .312-18 HX G5 ZNYC |
| 6 | 765339 | 1 | BUSHING |
| 7 | 348284 | 1 | HEIGHT ADJ STOP |
| 8 | 110529 | 1 | DECK INDICATOR |
| 9 | 086660 | 1 | NT .375-16 HXZY NL |
| 10 | 767954 | 4 | FW .406 X .812 X .060 SAE |
| 11 | 054502 | 2 | NT .375-16 HX GRD 5 ZNY |
| 12 | 767962 | 13 | FW .531 X 1.063 X .090 SAE |
| 13 | 008193 | 2 | NT .500-13 HX G5 ZNYC |
| 14 | 008417 | 2 | NT .750-10 HX G5 ZNYC |
| 15 | 781930 | 1 | DECK LIFT MT BLOCK |
| 16 | 110530 | 1 | LOWER HANDLE |
| 17 | 550073 | 1 | DECK LIFT COVER |
| 18 | 036244 | 1 | CS .375-16 X 1.00 HX G5 |
| 19 | 705954 | 2 | CS .500-13 X 1.25 HX G5 ZN |
| 20 | 263517 | 2 | BEARING DISC |
| 21 | 728550 | 1 | SB .50 X .75SH .375-16TD |
| 22 | 601953 | 2 | WASHER, WAVY .558 X 1.005 |
| 23 | 601942 | 1 | DECK LIFT ROD NO SPRING |
| 24 | 781294 | 3 | E CLIP 1.00 X .625 X .05 |
| 25 | 601681 | 3 | FW .781 X 1.50 X .120 ZNYC |
| 26 | 015495 | 3 | GREASE FITTING STRAIGHT |
| 27 | 704643 | 12 | NT .437-14 HX FLG ZN |
| 28 | 360131 | 2 | DECK LIFT CHAIN |
| 29 | 111538 | 1 | DECK LIFT LINK |
| 30 | 055749 | 5 | CS .437-14 X 1.75 HX G5 |
| 31 | 348458 | 1 | DECK LEVELER YOKE |
| 32 | 756270 | 1 | CS .312-18 X 1.50 FLTHR G |
| 33 | 781831 | 1 | CS .437-14 X 1.75 FULTH |

NOTES:

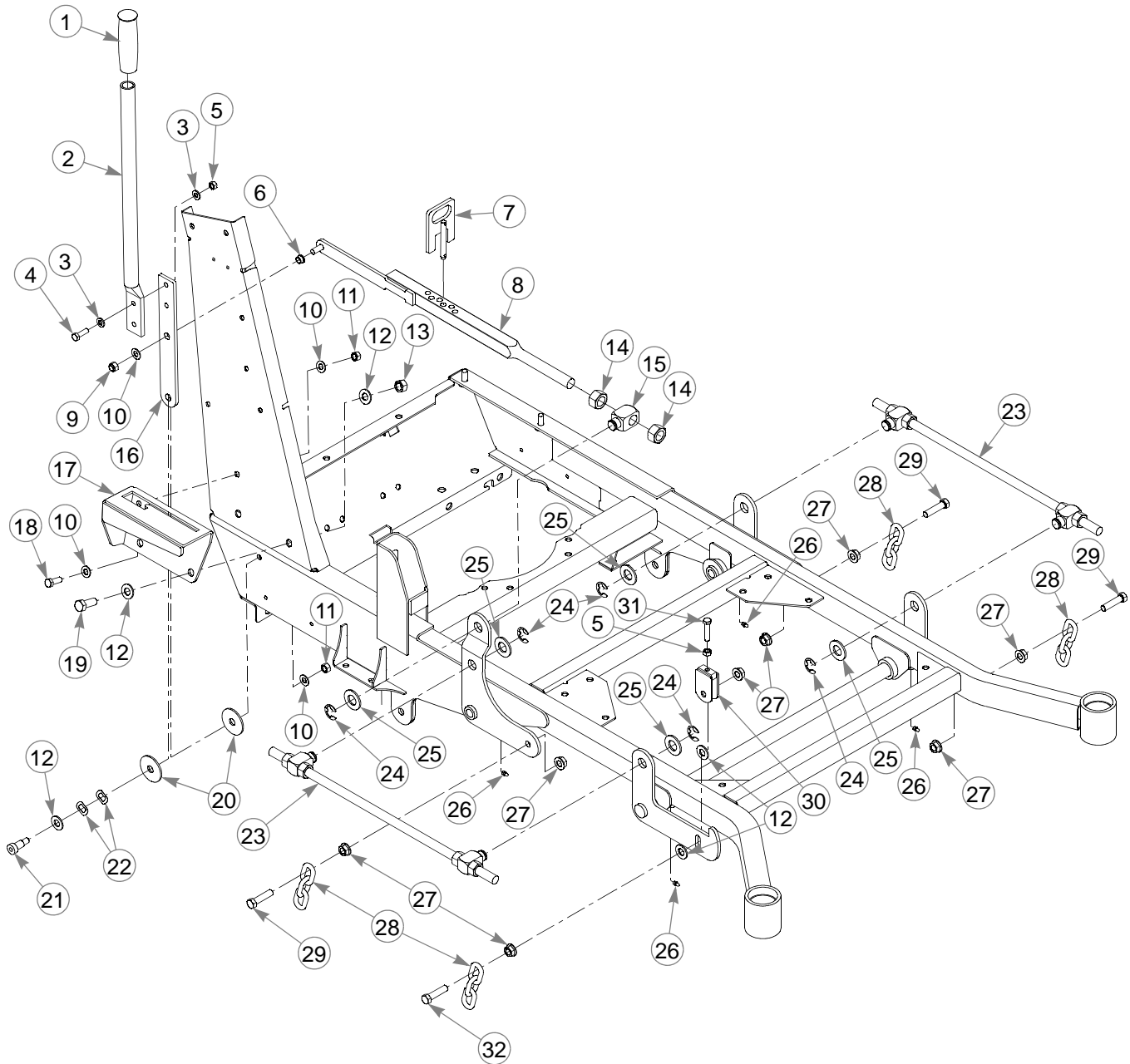
36" Deck Mounting



| INDEX NO. | PART NO. | QTY. | DESCRIPTION |
|-----------|----------|------|-------------------------|
| 34 | 078949 | 2 | CS .500-13 X 2.00 GR ZN |
| 35 | 781567 | 2 | NT .50-13 HX LK NY |

This page intentionally left blank.

48" & 54" Deck Lift

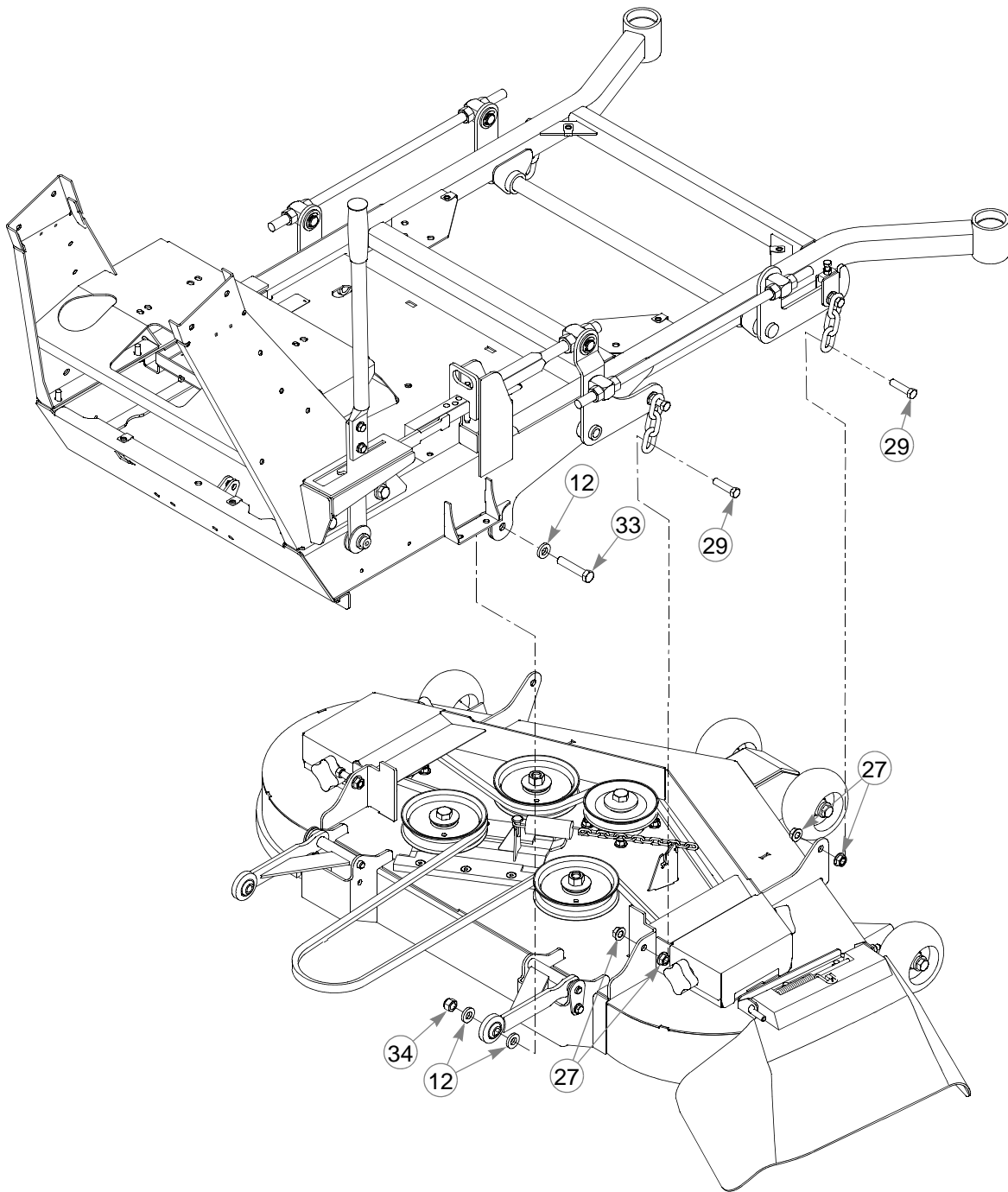


48" & 54" Deck Lift

| INDEX NO. | PART NO. | QTY. | DESCRIPTION |
|-----------|----------|------|-----------------------------|
| 1 | 792317 | 1 | GRIP |
| 2 | 110570 | 1 | DECK LIFT HANDLE |
| 3 | 768523 | 4 | FW .343 X .687 X .051/.080H |
| 4 | 036236 | 2 | CS .312-18 X 1.00 HX G5 |
| 5 | 034272 | 3 | NT .312-18 HX G5 ZNYC |
| 6 | 765339 | 1 | BUSHING |
| 7 | 348284 | 1 | HEIGHT ADJ STOP |
| 8 | 110529 | 1 | DECK INDICATOR |
| 9 | 086660 | 1 | NT .375-16 HXZY NL |
| 10 | 767954 | 4 | FW .406 X .812 X .060 SAE |
| 11 | 054502 | 2 | NT .375-16 HX GRD 5 ZNY |
| 12 | 767962 | 13 | FW .531 X 1.063 X .090 SAE |
| 13 | 008193 | 2 | NT .500-13 HX G5 ZNYC |
| 14 | 008417 | 2 | NT .750-10 HX G5 ZNYC |
| 15 | 781930 | 1 | DECK LIFT MT BLOCK |
| 16 | 110530 | 1 | LOWER HANDLE |
| 17 | 550073 | 1 | DECK LIFT COVER |
| 18 | 036244 | 1 | CS .375-16 X 1.00 HX G5 |
| 19 | 705954 | 2 | CS .500-13 X 1.25 HX G5 ZN |
| 20 | 263517 | 2 | BEARING DISC |
| 21 | 728550 | 1 | SB .50 X .75SH .375-16TD |
| 22 | 601953 | 2 | WASHER, WAVY .558 X 1.005 |
| 23 | 601942 | 2 | DECK LIFT ROD NO SPRING |
| 24 | 781294 | 5 | E CLIP 1.00 X .625 X .05 |
| 25 | 601681 | 5 | FW .781 X 1.50 X .120 ZNYC |
| 26 | 015495 | 4 | GREASE FITTING STRAIGHT |
| 27 | 704643 | 16 | NT .437-14 HX FLG ZN |
| 28 | 360131 | 4 | DECK LIFT CHAIN |
| 29 | 055749 | 7 | CS .437-14 X 1.75 HX G5 |
| 30 | 348458 | 1 | DECK LEVELER YOKE |
| 31 | 756270 | 1 | CS .312-18 X 1.50 FLTHR G |
| 32 | 781831 | 1 | CS .437-14 X 1.75 FULTH |

NOTES:

48" & 54" Deck Mounting



| INDEX NO. | PART NO. | QTY. | DESCRIPTION |
|-----------|----------|------|------------------------|
| 33 | 008573 | 2 | CS .500-13X 2.50 GR ZN |
| 34 | 781567 | 2 | NT .50-13 HX LK NY |