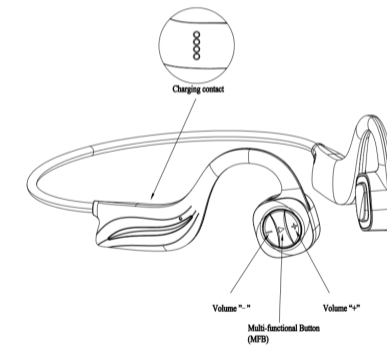
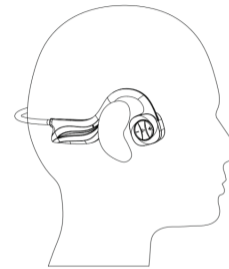


USER MANUAL

1. Understand the headphone

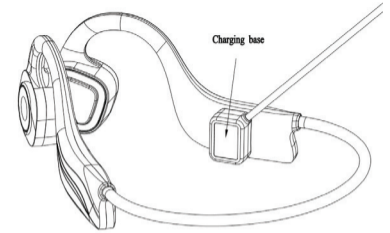


2. How to wear



3. Charging and transmit music files

- 3.1 Headphones comes with unique charging base
- 3.2 Bring the charging base and charging contacts together as follows to charge or transmit files
- 3.3 Always ensure the charging contacts and the charging base are clean to avoid bad contact



4. Wireless Headset controls

4.1 On/Off: Press the "MFB" for about 3 seconds

4.2 Pairing:

4.2.1 While the device is turned off, press and hold the Power Button for 3 seconds, at which point the Led Indicator will begin flashing in alternating red/blue and voice promotion "waiting for connection"

4.2.2 On the electronic device that you're pairing your headphones with, locate the Bluetooth menu and select the headphones

4.2.3 Headphones will be connected within seconds and voice will prompt with the word "Device connected".

4.3 Mode switching between WirelessMode/MP3 Mode:

4.4 Press the "+" and "-" at the same time. Adjust volume: Click Volume "+" / Volume "-"

4.5 Move back to previous song: Press and hold "-"

4.6 Skip to next song: Press and hold "+"

4.7 Pause/play music: Click the "MFB" once. The headphones will beep, and your music will pause/play

4.8 Answer a call: Click the MFB once

4.9 Reject a call: Press and hold the MFB

4.10 How to control MP3 play: Click the "-" to the single track, single play or Loop Playback

5. Specifications:

Wireless version: Wireless 5.0

Support profile: A2DP v1.3, AVRCP v1.5, HFP v1.6, HSP v1.2

Working frequency: 20HZ - 20KHZ

Speaker Diameter: 16 mm

Speaker Impedance: 8 ohm

Speaker Power: 7mW

Battery: Polymer lithium battery, 200mAH

Music playback time: 4-5 hours

Talk time: 4-5 hours

Standby time: 120 hours

Charging time: 1.5 hours

Charging port: Charging contacts & charging base

Wireless transmission distance: 33 feet (free space)

Microphone: Built-in microphone

Microphone sensitivity: -38 dB

Headphone type: Bone conduction

Power display: IOS device

Main material: PC/ABS

Weight: 1.6 OZ

Dimensions: 4.48*3.24*1.41 inch

Built-in Memory: 8GB

Waterproof rating: IPX8

6. Tips for using this headphones for swimming

6.1 Wear the headphones at the right position before you wear your swimming cap, so that the swimming cap will help to position the headphones

6.2 Turn your headphone to MP3 mode for better music experience when swimming

7. Cautions

7.1 Liquid except water, sweat, such as salty water may lead to damage of the headphone.

Please avoid using this headphones when swimming in the river or in a sea

7.2 When swimming, this headphones could not connect to your smart phone, please turn it to MP3 mode.

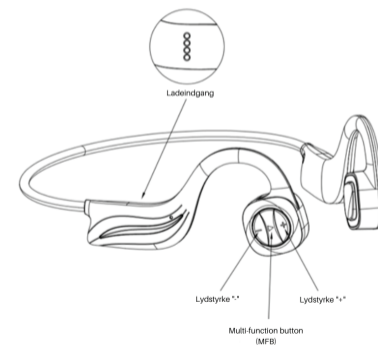
7.3 Please mind the volume, do not turn it too loud in case it would hurt your hearing ability.

8. Package list

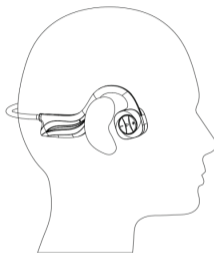
- Bone conduction headphones*1
- Charging Dock*1
- User Manual*1

Brugsanvisning

1. Knapper/ funktioner for hovedtelefonen

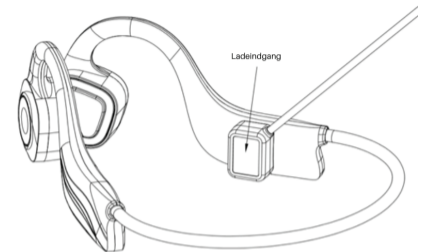


2. Hvordan bæres hovedtelefonen



3. Opladning og overførsel af musikfiler

- 3.1 Ladekabel medfølger til hovedtelefonen
- 3.2 Sæt ladekablet på den magnetiske indgang på hovedtelefonen for opladning eller overførsel af filer
- 3.3 Sikrer dig altid at ladekablet og den magnetiske indgang er rene før det anvendes



4. Trådløse hovedtelefon indstillinger

4.1 Tænd/sluk: Hold "MFB" nede i ca. 3 sekunder

4.2 Tilslutning:

4.2.1 Mens hovedtelefonen er slukket, hold power knappen nede i 3 sekunder. En LED indikator vil nu blinke i farverne blå og rød, og der vil kunne høres en stemme sige "waiting for connection"

4.2.2 På enheden du vil parre hovedtelefonen med, skal du i bluetooth menuen, finde og vælge hovedtelefonen

4.2.3 Sekunder efter bør din enhed være tilsluttet, og du vil høre stemmen sige "device connected"

4.3 Skift mellem trådløs og MP3 funktionen: Tryk på "+" og "-" på samme tid

4.4 Skift lydniveau: Tryk henholdsvis på "+" og "-"

4.5 Skift til næste sang: Hold "+" nede i ca. 3 sekunder

4.6 Skift tilbage til forrige sang: Hold "-" nede i ca. 3 sekunder

4.7 Pause/afspil musik: Tryk på "MFB"

4.8 Besvar et opkald: Tryk på "MFB"

4.9 Ignorer et opkald: Hold "MFB" nede

4.10 Sådan styrer du MP3-afspilning: Klik på "-" for enkeltsporet, enkelt afspilning eller loopafspilning

Specifikationer:

Trådløs version: Wireless 5.0

Support profil: A2DP v1.3,AVRCP v1.5,HFP v1.6,HSP v1.2

Arbejdsfrekvens: 20HZ-20KHZ

Højtaler diameter: 16 mm

Højtaler impedans: 8 ohm

Højtaler styrke: 7mW

Batteri: Polymer lithium batteri, 200 mAH

Afspilningstid: 4-5 timer

Taletid: 4-5 timer

Standby tid: 120 timer

Opladningstid: 1,5 timer

Ladeport: Opladningskontakter & opladningsbase

Trådløs transmissionsafstand: 10-11 meter

Mikrofon: Indbygget mikrofon

Mikrofon følsomhed: -38 dB

Hovedtelefon type: Bone conduction

Strømindikator: IOS device

Hovedmateriale: PC/ABS

Vægt: 45 gram

Dimensioner: 11,38*8,23*3,58 cm

Indbygget hukommelse: 8GB

Tæthedegrad: IPX8

6. Tips til at anvende disse hovedtelefoner til svømning

- 6.1 Sørg for at sætte din hovedtelefoner rigtigt på, inden du tager din badehætte på
- 6.2 Anvend MP3 funktionen for den bedste oplevelse mens du svømmer

7. OBS

- 7.1 Væske udover vand, kan lede til skader på høretelefonen. Undgå at bruge disse høretelefoner når man svømmer i floder eller hav.
- 7.2 Når du svømmer kan bluetooth funktionen fungere dårligt. Derfor, anvend MP3 for bedste oplevelse.
- 7.3 Vær forsigtig med lydstyrken, således høreegenskaben ikke tager skader.

8. Pakken indeholder

- Bone conduction hovedtelefoner*1
- Oplader*1
- Brugsanvisning*1