

PRINT TAGS WITH A HOME DESKTOP PRINTER ON HEAVY CARDSTOCK OF YOUR CHOICE.

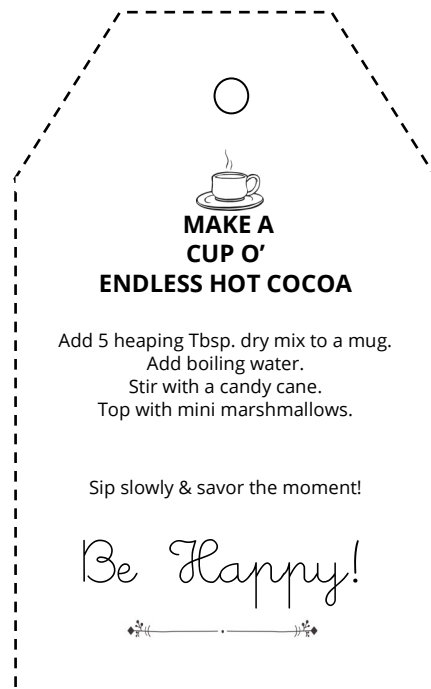

CUT OUTSIDE CLOSE TO DOTTED LINES.



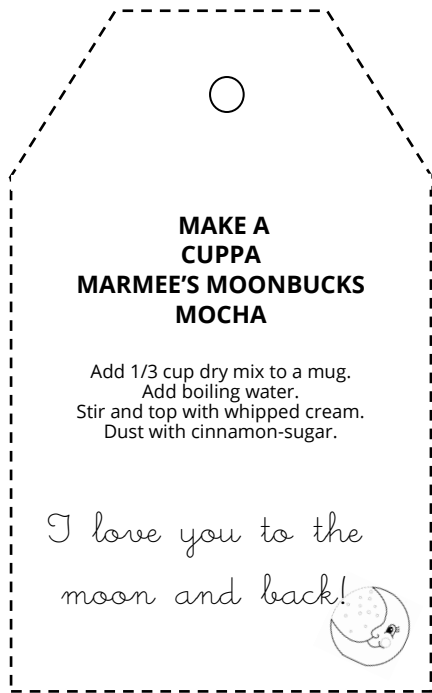
PUNCH HOLE IN TOP SMALL CIRCLE. THREAD WITH BAKER'S TWINE OR RIBBON TO ATTACH TO YOUR HOMEMADE MIX.

ADD YOUR HOMEMADE DRY MIX OF ENDLESS HOT COCOA TO A GLASS JAR WITH A TIGHT-FITTING LID OR A SMALL PLASTIC SACK. PLACE SACK INSIDE A PRETTY MUG AND ADD A SMALL BAGGIE OF MINI MARSHMALLOWS ON TOP AND TIE ON A CANDY CANE FOR THE PERFECT HOMEMADE GIFT.

www.builtfromscratchlife.com || www.marmeedearandcompany.com

©Martha H. Greene 2020 ♦ All Rights Reserved





PRINT TAGS WITH A HOME DESKTOP PRINTER ON HEAVY CARDSTOCK OF YOUR CHOICE.

CUT OUTSIDE CLOSE TO DOTTED LINES.

PUNCH HOLE IN TOP SMALL CIRCLE. THREAD WITH BAKER'S TWINE OR RIBBON TO ATTACH TO YOUR HOMEMADE MIX.

ADD YOUR HOMEMADE DRY MIX OF MARMEE'S MOONBUCKS MOCHA TO A GLASS JAR WITH A TIGHT-FITTING LID OR A SMALL PLASTIC SACK. PLACE SACK INSIDE A PRETTY MUG AND ADD A SMALL BAGGIE OF CINNAMON SUGAR MIX.

www.builtfromscratchlife.com || www.marmeedearandcompany.com

©Martha H. Greene 2020 ♦ All Rights Reserved

