

The Holy
Spirit
Unleashed
in You

KAY ARTHUR



HARVEST HOUSE™ PUBLISHERS

EUGENE, OREGON

Except where otherwise indicated, all Scripture quotations in this book are taken from the New American Standard Bible®, © 1960, 1962, 1963, 1968, 1971, 1972, 1973, 1975, 1977, 1995 by The Lockman Foundation. Used by permission.

Except where otherwise indicated, all maps and charts in this book, as well as the “How to Get Started” portion of the introductory material, have been adapted and condensed from *The New Inductive Study Bible*, Copyright © 2000 by Precept Ministries International.

Cover design by Koehel Peterson & Associates, Inc., Minneapolis, Minnesota

The New Inductive Study Series
THE HOLY SPIRIT UNLEASHED IN YOU

Copyright © 1994 by Precept Ministries International
Published by Harvest House Publishers
Eugene, Oregon 97402

Library of Congress Cataloging-in-Publication Data

Arthur, Kay, 1933–

The Holy Spirit unleashed in you : Acts / Kay Arthur.

p. cm. — (The new inductive study series)

ISBN 0-7369-0804-8

1. Bible. N.T. Acts—Study and teaching. 2. Bible. N.T. Acts—Criticism, interpretation, etc. I. Title. II. Series: Arthur, Kay, 1933– The new inductive study series.

BS2626.A78 1994

226.6'007—dc20

94-25522

CIP

All rights reserved. No part of this publication may be reproduced, stored in a retrieval system, or transmitted in any form or by any means—electronic, mechanical, digital, photocopy, recording, or any other—except for brief quotations in printed reviews, without the prior permission of the publisher.

Printed in the United States of America.

02 03 04 05 06 07 08 09 10 / BP / 10 9 8 7 6 5 4 3 2 1

CONTENTS



How to Get Started	5
The Holy Spirit Unleashed in You	14
<i>Week One</i>	
Witnessing: God's Plan— The Holy Spirit: God's Provision.	15
<i>Week Two</i>	
What Made the Church Distinctive? Are We Missing Something?	25
<i>Week Three</i>	
Bound by Your Humanity— Or Unleashed by His Spirit?	35
<i>Week Four</i>	
Do You Know God's Priorities?	43
<i>Week Five</i>	
Suffering—It Goes with Salvation	49
<i>Week Six</i>	
Baptized with the Spirit? Who...When...How?	57
<i>Week Seven</i>	
Don't Know What to Do? Try Prayer and Fasting.	63
<i>Week Eight</i>	
Not Perfect...but Faithful	69
<i>Week Nine</i>	
Is Your Heart Grieved by the Idols People Worship?	75

Week Ten
Will You Declare the Truth—
No Matter the Cost?83

Week Eleven
Bold and Confident Because
of the Spirit89

Week Twelve
Unleashed for Obedience93

Week Thirteen
His Witness—by His Spirit!99

Notes105


WITNESSING: GOD'S PLAN— THE HOLY SPIRIT: GOD'S PROVISION





DAY ONE

Read Acts 1. Discerning the author's purpose for writing and seeing how he structures his material to achieve his purpose is always valuable in studying any book of the Bible. As you read Acts 1, note who the author is, to whom the book is written, and why it is written. It is not the norm to find all of this information in one chapter, especially the first chapter, but you can find all of it in Acts 1! The purpose of the book of Acts is not spelled out in so many words, but you may still be able to find the reason. If you do not see the purpose today, I'll help you see it tomorrow, so give it a try. Write your insights in your notebook.




DAY TWO

Read Acts 1:1-3 again and then read the Gospel of Luke 1:1-14. Note who writes Luke, to whom it is written, and why. Again record your insights in your notebook.

The book of Acts is a continuation of what Jesus began in Luke! Acts is "Part 2" of Luke's story, but in Acts the focus shifts from the life of Jesus because He ascends to the

Father. However, He does not go without leaving the disciples a promise in Acts 1.

Read Acts 1 again today. As you read, mark every reference to the *Holy Spirit*.¹ As you mark the words, notice what actions or activities are connected with the Spirit. Include these in your marking. For example, in Acts 1:5 mark the whole phrase *baptized with the Holy Spirit* and in 1:8 mark *power when the Holy Spirit has come upon you* just like you mark *Holy Spirit*.

Whenever I mark a reference to the Holy Spirit in my Bible, I always mark it the same way in the same colors. I underline the reference, color it yellow, and then diagram it this way: . You should put *Holy Spirit* on your bookmark because you will want to mark references to Him throughout the book of Acts. As you work through Acts, you will see the Holy Spirit referred to in different ways. You may want to add these to your bookmark as you come to them so that you will always be alert to them if they occur again. (I told you how and why to make your bookmark in the section called “How to Get Started.” You did read it, didn’t you?)

Now, according to Acts 1 what were the disciples promised? Write it in your notebook.

By the way, did you see that the purpose of Acts is to give a continued account of the work of Jesus Christ through His disciples, His witnesses, as they take the message to Jerusalem and Judea, then to Samaria, and then to the remotest part of the earth?

DAY THREE

Read Acts 1:1-5 again. By the way, if you will read Scripture aloud repeatedly, you will find yourself memorizing it.

Jesus promises believers they will be baptized with the Holy Spirit. To see where this promise is recorded, read the following passages: Matthew 3:11; Mark 1:8; Luke 3:16; and John 1:33. You may want to record these cross-references in the margin of your Bible next to Acts 1:4,5.

Cross-references are notes in the margin of your Bible that identify the location of another verse or passage that says the same thing as the verse or passage under study or that reinforces a truth in those verses. Since you may not always have study notes with you, having cross-references written in your Bible can be very helpful! To mark this cross-reference, write Mark 1:8 in the margin next to Matthew 3:11. Then by Mark 1:8 write Luke 3:16, and by Luke 3:16, John 1:33. So if you can remember Matthew 3:11, you can trace this truth through the Gospels.

There is only one other New Testament reference to the baptism of the Holy Spirit outside of Acts and the ones just noted in the Gospels. It is 1 Corinthians 12:13. You may want to record it as a cross-reference also.

By the way, look at Acts 1:4. When they were told “to wait for what the Father had promised,” what was it they were to wait for? You may want to mark *what the Father had promised*² the same way you marked *Holy Spirit* in the other verses.



DAY FOUR

Read Acts 1 again. This time mark the following words (along with their synonyms and pronouns), each in their own distinctive way. I will tell you how I mark mine because people often ask me how I mark my Bible.

- a. *witness (witnesses)*—I color the inside yellow because that is my color for the Father, Son, and Holy Spirit, and I am to be their witness about Jesus Christ so people can come to the Father and be indwelt by the Spirit! Then I box it in orange (because that is one of my colors in my Pentel pencil!).
- b. *resurrection* (any phrase that refers to the resurrection)—As you will see, the resurrection is an important part of our witness. I color this brown (Jesus was dead, buried) and then box it in with yellow (He lives!).
- c. *prayer (prayed, pray, supplication)*—Although *pray* is not used in chapter 1, add it to your bookmark. It is used later in the book.


Add these key words to your bookmark. Don't forget to mark every reference to the Holy Spirit all the way through your study of Acts. By the way, in Acts 1:4 a synonym for *Holy Spirit* will be *promised*.³

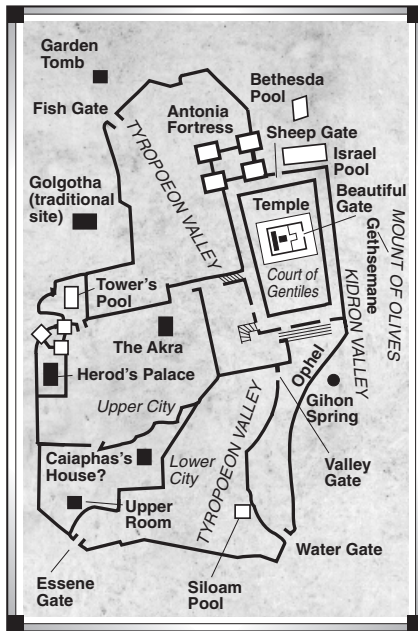
DAY FIVE

Yesterday you read Acts 1 and marked every reference to the resurrection. Did you mark the phrase *He also presented Himself alive*⁴ in Acts 1:3? Remember, you were going to mark references to Jesus' resurrection the same way you marked the word *resurrection*. If you happened to miss the phrase, mark it now.

In Acts 1:22 you read that “one of these [one of the men the disciples were selecting to take Judas' place] must become a witness with us of His resurrection.” You saw that

it was required that the man witnessed the resurrection. Why? Because the resurrection is a key element throughout the Gospels.

Read 1 Corinthians 15:1-11. Mark the word *gospel*. I draw a blue megaphone like this  and then color it red. As you read this passage, note what Paul delivered (preached to them) and you will see the essence of the gospel. As you read, also note the phrase “according to the Scriptures.”

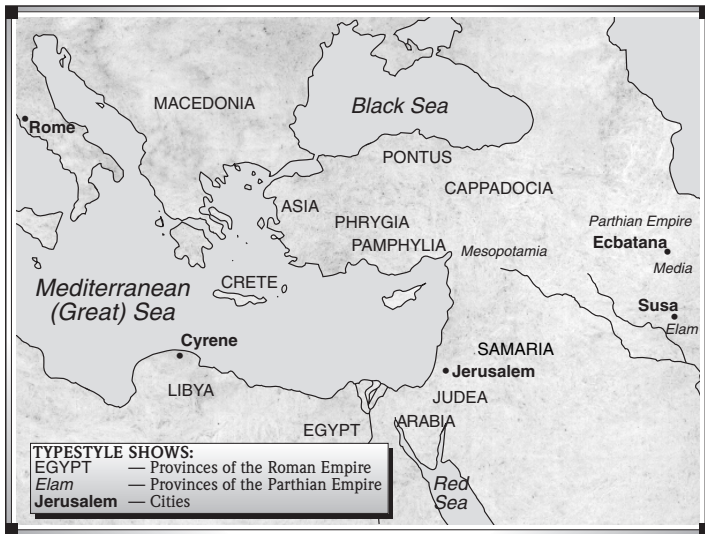


Record what you learn about the gospel in your notebook. You should set aside a couple of pages for this list so that you can go back and add insights to it as you work through Acts.

DAY SIX

Read Acts 1 again. Acts is a historical book that gives witnesses' accounts of Jesus' life, death, and resurrection.

Locations are important in Acts, so underline in green, or whatever color you prefer, every reference to a city or region (i.e., *Judea*, *Samaria*). There's a map of Jerusalem on page 19 you may want to consult in order to gain a perspective of the locations you mark. Also, the map below shows Jerusalem, Judea, and Samaria.



Set aside several pages in your notebook for compiling a list on what you learn about the Holy Spirit as you work through Acts. Now, record your insights on the Holy Spirit from chapter 1.

For example, you would want to record the following:

Jesus gave orders by the Holy Spirit (1:2)

The Holy Spirit was promised by the Father (1:4)

Apostles would be baptized with the Holy Spirit (1:5)

As you see, the verse where the insight is found is listed beside it. When you review a completed list, it is often helpful to have the Scripture reference noted.

DAY SEVEN



Store in your heart: Acts 1:8.

Read and discuss: Acts 1:1-11.

QUESTIONS FOR DISCUSSION OR INDIVIDUAL STUDY

- ☞ When you made a list of what you learned about the Holy Spirit from Acts 1, what did you write down?
- ☞ The word for baptized in the Greek⁵ is *baptizmo*—and it means “to dip, immerse, to submerge for religious purposes, overwhelm, saturate, baptize.” It carries with it the idea of identification, of being united with someone or something. Compare Acts 1:5 with 1:8. When the apostles were baptized with the Holy Spirit, what would the Holy Spirit do through them?
- ☞ According to Acts 1:8, what would the apostles receive, and be, when the Holy Spirit came upon them (when they were baptized with the Holy Spirit)?
- ☞ Look at the places in Acts 1 where you marked *witnesses* and *witness*. What do you learn from observing the text in these verses?
- ☞ Where were the disciples to wait for the promise from the Father—the baptism of the Holy Spirit?

22 ACTS

- a. Where were they to go once they received the baptism of the Holy Spirit?
 - b. What were they to do? (This question may seem a little redundant after discussing what you learned about being witnesses, but it is good to reiterate these insights. Repetition is key to the learning process.)
 - c. If you were to read the entire book of Acts before beginning this study, you would see that Acts is an account of how Acts 1:8 was fulfilled in those beginning days of the church. Thus, Acts can be divided into major portions as the account is given of how the gospel is taken to Jerusalem, Judea, Samaria, and to the uttermost parts of the earth. Acts continues today as we spread the gospel throughout the earth. As you study, watch where the gospel is taken, who takes it there, and when.
- ☞ What did you learn about the gospel from 1 Corinthians 15:1-11?
- a. If one is to preach the gospel, what points do you think are necessary to cover? Stick with what you see in the Scripture!
 - b. What does the burial of Jesus confirm?
 - c. What does the fact that He was seen by many confirm?
 - d. Should one discuss sin when presenting the gospel? How do you know from this passage? Do you see this happening today as churches seek to reach the lost? What if the church tells you not to mention sin to lost people? What would you say?

- e. What part of witnessing is hardest for you? Do you witness very often? Why or why not?
- ☞ Spend time together in prayer. Let each person have an opportunity to pray and to ask God to speak to them through the study of Acts, to show them what it means to live and to walk by the Spirit of God, to know His power, and to be witnesses of Him.

THOUGHT FOR THE WEEK

Whenever God calls you to do something for Him, He always supplies the means. You never have to do anything in your own strength, wisdom, or power. You have the Holy Spirit. He is your Helper.

How well Jesus Christ, the God-Man, demonstrated this as He lived a life without sin. Man was to live in this way too, but Adam and Eve chose to walk independently of God; to be like God, knowing good and evil. The Gospel of John clearly states that Jesus always and only did those things which pleased the Father. The works that the Father did, the Son did also. The words that the Father spoke were the words His Son spoke. Jesus demonstrated how we, as mankind, are to live.

In Acts 1:2 you see that Jesus even gave orders to the apostles by the Holy Spirit. May our Father show us over and over again in this study of Acts what it means to be filled with the Holy Spirit, to live in total dependence on God, to do nothing apart from Him.