
INDUCTIVE STUDY CURRICULUM
STUDENT GUIDE

OLD TESTAMENT/*Book of*

JOSHUA

The Battle Begins

Joshua
INDUCTIVE STUDY CURRICULUM

© 2008 Precept Ministries International. All rights reserved.

This material is published by and is the sole property of Precept Ministries International of Chattanooga, Tennessee. No part of this publication may be reproduced, translated, or transmitted in any form or by any means, electronic or mechanical, including photocopying, recording, or any information storage and retrieval system, without permission in writing from the publisher.

Unless otherwise noted, all Scripture quotations are from the New American Standard Bible, ©1960, 1962, 1963, 1968, 1971, 1972, 1973, 1975, 1977, 1995 by the Lockman Foundation, and are used by permission.

Enrichment word definitions are taken with permission from the Merriam-Webster Online Dictionary, © 2005 by Merriam-Webster, Incorporated.

Precept, Precept Ministries International, Precept Ministries International The Inductive Bible Study People, the Plumb Bob design, Precept Upon Precept, and In & Out are trademarks of Precept Ministries International.

1st edition
Printed in the United States of America

TABLE OF CONTENTS

INTRO TO INDUCTIVE STUDY.....5-8

unit one.....9-32

Strong and Courageous

<i>Lesson One</i>	11
<i>Lesson Two</i>	13
<i>Lesson Three</i>	15
<i>Lesson Four</i>	17
<i>Lesson Five</i>	23
<i>Lesson Six</i>	25
<i>Lesson Seven</i>	27

unit two.....33-58

Hear, Respond, Remember

<i>Lesson One</i>	35
<i>Lesson Two</i>	37
<i>Lesson Three</i>	39
<i>Lesson Four</i>	41
<i>Lesson Five</i>	43
<i>Lesson Six</i>	45
<i>Lesson Seven</i>	49
<i>Lesson Eight</i>	51

unit three.....59-86

Victory and Defeat

<i>Lesson One</i>	61
<i>Lesson Two</i>	63
<i>Lesson Three</i>	65
<i>Lesson Four</i>	69
<i>Lesson Five</i>	71
<i>Lesson Six</i>	77
<i>Lesson Seven</i>	81

unit four.....87-114

Our Failures-God's Victories

<i>Lesson One</i>	89
<i>Lesson Two</i>	91
<i>Lesson Three</i>	93
<i>Lesson Four</i>	95
<i>Lesson Five</i>	99
<i>Lesson Six</i>	101
<i>Lesson Seven</i>	105
<i>Lesson Eight</i>	109

unit five.....115-141

Obedience Rewarded

<i>Lesson One</i>	117
<i>Lesson Two</i>	121
<i>Lesson Three</i>	125
<i>Lesson Four</i>	127
<i>Lesson Five</i>	129
<i>Lesson Six</i>	131
<i>Lesson Seven</i>	133

unit six.....142-172

Laziness, Murder & Responsibility

<i>Lesson One</i>	145
<i>Lesson Two</i>	149
<i>Lesson Three</i>	151
<i>Lesson Four</i>	153
<i>Lesson Five</i>	155
<i>Lesson Six</i>	159
<i>Lesson Seven</i>	161
<i>Lesson Eight</i>	165

unit seven.....173-201

The Battle Ends

<i>Lesson One</i>	175
<i>Lesson Two</i>	177
<i>Lesson Three</i>	181
<i>Lesson Four</i>	183
<i>Lesson Five</i>	187
<i>Lesson Six</i>	193
<i>Lesson Seven</i>	195
<i>Lesson Eight</i>	197

appendix.....203-286

<i>Observation Worksheets</i>	205
<i>At A Glance Chart</i>	279
<i>Occupying The Land Map</i>	281
<i>Conquering The Land Map</i>	283
<i>About Precept Ministries</i>	285

1. Inductive Bible Study - _____

2. There are _____ of Inductive Bible Study:

a. _____ - _____ ?

b. _____ - _____ ?

c. _____ - _____ ?

3. Tools of Observation

a. The _____ questions

b. Mark _____ and _____

c. Make _____

4. Tools of Interpretation

a. _____

_____ ! It rules interpretation.

b. _____

c. _____

5. Application

a. _____ - resulting in _____

INTRODUCTION TO INDUCTIVE STUDY

PRECEPT
UPON
PRECEPT®

Joshua

Strong and Courageous

Where are men and women – young and old – who are strong and courageous? How many people do you know that will stand boldly for who they are and what they believe regardless of other people's opinions? Have you ever known someone who gave in to peer pressure instead of risking rejection for doing the right thing? Where are the men and women who know God and believe God even in the midst of trials and conflicts, and are strong enough in character to stand for what God says is true? Are you one of them?

The Book of Joshua tells the story of one man who was strong and courageous – a man singled out by God to lead his generation to victory and holiness. As you study Joshua's life during the next several weeks, you will discover the task God called him to was not without struggle or opposition. How did he stand in the face of opposition? Where did he turn in the midst of trials and conflicts? What did he know about God that gave him the strength and courage he needed to be victorious? God is ready to lead you into victory as well. You, too, can know Joshua's God; think how this knowledge could change your life!

Whenever you open the Bible, you find yourself face to face with truth. The Bible is not a book of man's private interpretation. Men didn't sit down and think, I'd like to write a book; rather, God sat them down and gave them His words.

Second Peter 1:20-21 makes it very clear that the books which comprise the Bible are not a product of human will, rather men were moved by the Spirit of God to write what we now call the Bible. It's really awesome when you think about it – you are about to study the very words of God!

In light of that, the Bible is a book to be approached prayerfully. You want to handle God's Word accurately rather than, as Peter again says in his second epistle, distort it to your own destruction.

This brings us to another reason you need to study it for yourself – there are people who will twist, distort, pervert the Word of God, and use it to manipulate others for their own ungodly purposes. Therefore, when you approach the Word of God to read or study it, it is always wise to ask the Author of the book to help you understand what He has said through those He ordained to record His words.

Remember to always begin each day's study with prayer. You can agree with the following prayer as you begin the study of Joshua's life.

How many people do you know that will stand boldly for who they are and what they believe regardless of other people's opinions?

Are you one of them?

ONE ON ONE:


PRAYER

*Almighty God, we come to You today as our Elohim, our Creator God. We know that Your Word tells us that You created us for Your pleasure and therefore we want to know what pleases You. We want to understand You and Your ways and live in light of the truth, live **triumphantly**.*

*We know, Father, that the study of Your Word will not go unchallenged – a hundred distractions, the pressures of our busy lives and even our own laziness can keep us from diligently completing our work each day. Help us not to give up, but finish this study and know the victory of **perseverance**.*

O Holy Father, teach us what it is to be strong and courageous. Use this study to deepen our relationship with You and to give us a confidence to stand firm in your truth regardless of the difficult circumstances we encounter. Teach us to live according to the awesome plan you have for us.

*We ask this in the name of the One who lives to make **intercession** for us, Your faithful Son, the Lord Jesus Christ. Amen.*

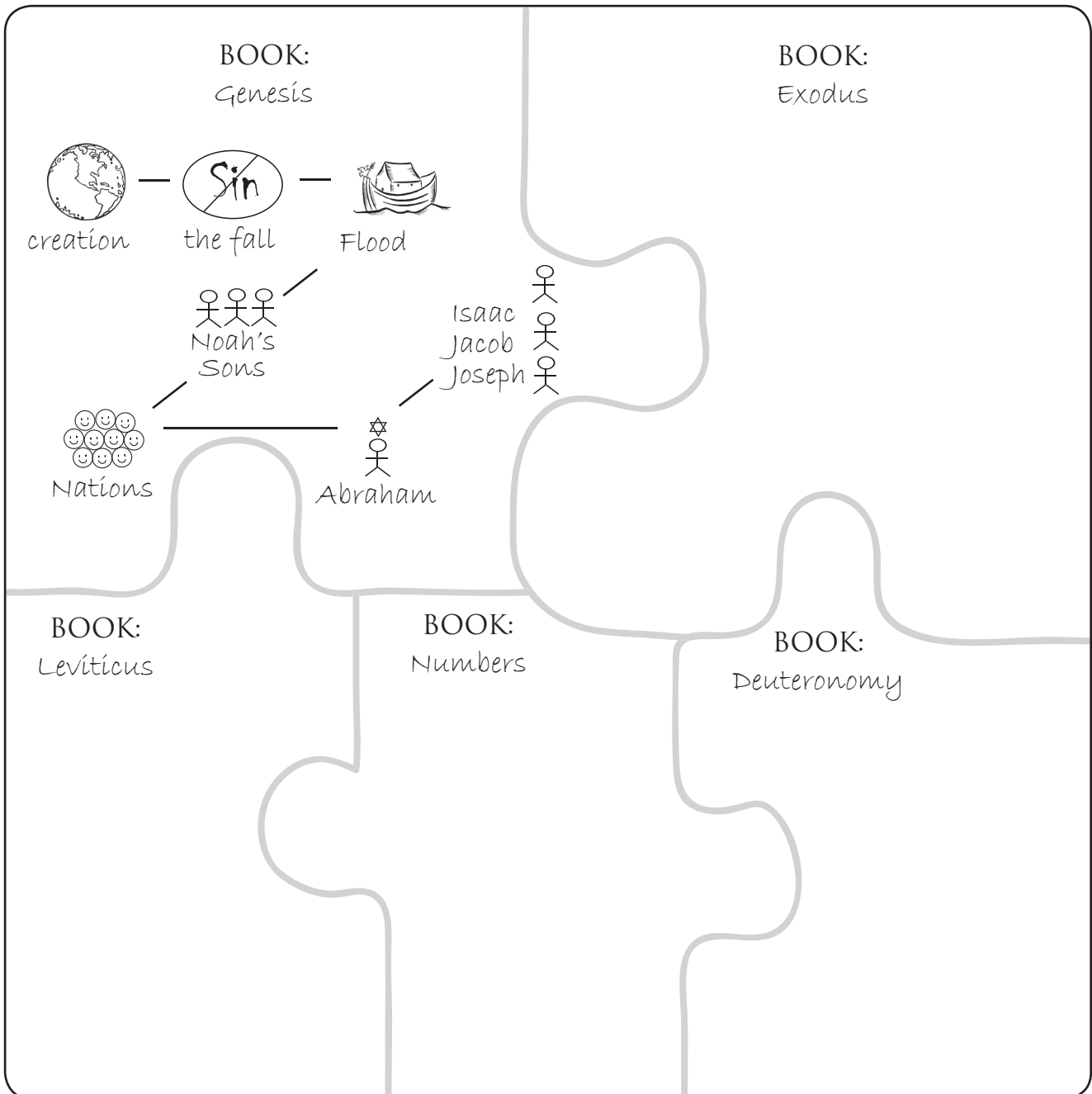


Now write out below your own prayer – express what you are asking God to do in your life as you study this book.

LESSON ONE

HOW IT FITS TOGETHER

- In order to understand where the book of Joshua fits into the Bible, list which books precede Joshua and draw illustrations of the main events contained in each book. You may remember these from your previous studies or your teacher can help you. For example:



2. The next thing you want to do as you begin your study is to read through the first chapter of Joshua. The first five books of the Bible, Genesis through Deuteronomy, often referred to as “the Law,” include the following major events: Israel’s creation as a nation; their **sojourn** and liberation from slavery in Egypt; their journey from Mt. Sinai through the wilderness; and taking possession of the land of **Canaan** under the leadership of Joshua in the book you are studying.

When you finish reading Joshua 1, summarize as briefly as possible what is happening in the chapter. Note the main character(s) and list point by point what happens in this historical account.

MAIN CHARACTERS



MAIN EVENTS



You're doing great! You've only just begun a journey in God's Word that will teach you many practical things about your relationship with God. Get excited!

LESSON TWO

Joshua

U-1, Lesson 2, Chapter 1

1. Today read through Joshua 1 again and watch for any repeated words or phrases (apart from the names of people) used in this chapter. When you see them, simply write them below.

2. Using your Observation Worksheets located in the Appendix, work through Joshua 1 observing the text and marking the key words or phrases listed below each in its own distinctive way. When you mark key words, also mark any synonyms or pronouns that go with that key word.



Additionally, when you mark key words or phrases, it is always good to color-code the words that are repeated the most rather than simply using a lot of symbols. It doesn't disturb the text as much and makes it easier to identify where that word is used. Use one color or a combination of colors. If you want to distinguish the phrase or the word more, then use a simple diagram such as a cloud like this



Key Word - A key word is an important word that is repeated for emphasis either in the chapter or throughout a segment of the book, or the entire book.

Color-coding is an individual thing, as often certain colors represent certain things to an individual. For example, for some yellow is the color used to represent God because God is light; however, others will use purple because it is a royal color. There is no "wrong" way to mark words – simply use what is best for you. However, the workbook will give you suggestions until you are familiar with the process.

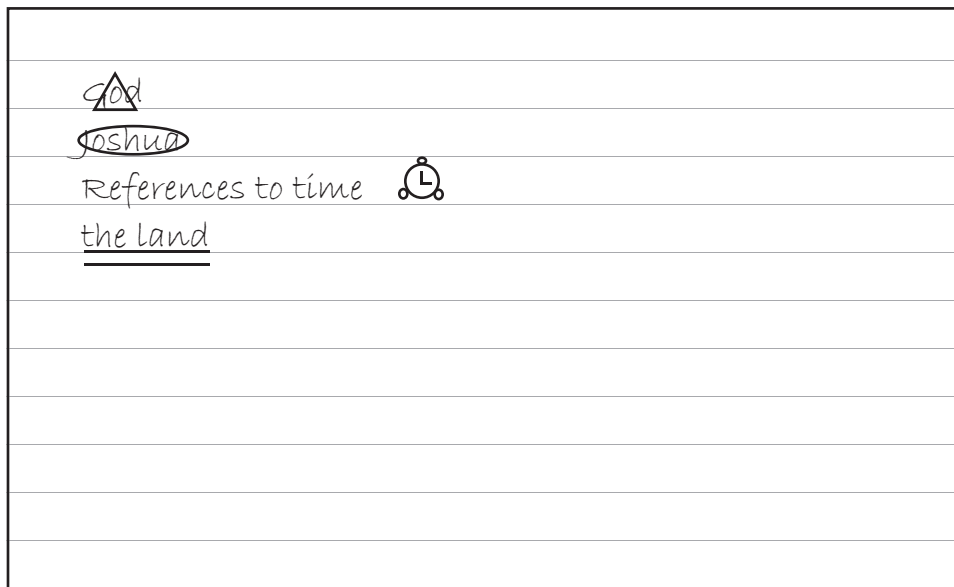
- a. *strong* and *courageous*. Try an orange squiggly underline.
- b. *the land* (if it is a reference to the land that God has given to the children of Israel). You will want to mark this phrase throughout the book of Joshua with a green, double underline and shade it blue.
- c. *possess* or *possession*, when it refers to the children of Israel possessing the land given them by God. Color each reference blue.

- d. *the Lord commanded* or any phrase that is similar with a purple box. This will become an important key phrase you should mark throughout the book of Joshua.
- e. *Joshua* with a blue circle.
- f. geographical locations with a green double underline.
- g. every reference to time, or any words such as *then* or *after* if they indicate an important sequence in events with a green clock.

How did you do? Did you find all of these key repeated words on your own? Great! If you didn't, don't panic! The more you practice, the better you will get at observing the text carefully!

- 3. Using a 3x5 notecard make a list of the key words and symbols you have used already. You will add to this card key words you discover in other chapters as we study Joshua.

EXAMPLE:


god
Joshua
References to time ⌚
<u>the land</u>

LESSON THREE

Joshua

U-1, Lesson 3, Chapter 1

1. Today you are going to do a word study to find the meanings for *strong*, *courageous*, and *dismayed* in Joshua 1:9 in a Hebrew dictionary if you have the study tools to do so; otherwise your teacher will provide these for you. Record what you learn below.



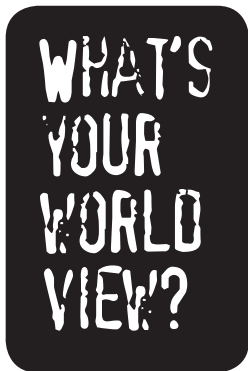
Word Studies - Most of the Old Testament was originally written in Hebrew. By looking up the definitions of these Hebrew words, you can more fully understand the meaning of the text.

2. Whenever you do a word study in the Scripture it is important you take the definition and put it back in the context of the verse. Go back and reread the verses that contained *strong*, *courageous* and *dismayed*. Think about the definitions you wrote down and answer the following questions:

- a. What does God tell Joshua to be? Use the definitions in your answers.

Context - the setting or environment in which something is found.

- b. How will being strong and courageous help Joshua to perform the tasks God has for him?
- c. What might cause Joshua to be dismayed and what does God provide to keep him from dismay?



STRONG & COURAGEOUS PROJECT

You've learned about God's definition of strength and courage and His formula for success, but how does the world define and measure these things? For this project you will find out by looking at current newspapers or magazines.

For this project you will need:

One poster board

Glue

Various magazines & newspapers

Scissors

- Look through the newspapers and magazines and cut out at least 10 articles, pictures, or advertisements that depict how the world defines strength, courage and success.
- Type a half-page essay describing what you learned about the world's definitions of these words.
- Make a collage of the articles, pictures or advertisements and your essay on your poster board.
- Discuss in class what you found and how the world's view differs from or is similar to what God says.

Isn't it awesome to see what God promised Joshua? God told Joshua what He wanted him to do and then told him how to be successful. Think about the things God has asked you to do — has He given you the same help He gave to Joshua? Do you see how essential God's Word is for believers? And just think... we've only just begun!

LESSON FOUR

Joshua
U-1, Lesson 4, Chapter 1



1. In the Appendix you will find a chart, “Joshua At A Glance.” Record the main theme, the primary subject that is covered in Joshua 1.
2. Now list everything you learned from marking *Joshua* in chapter 1. As you do this, don’t miss observing what it will take for Joshua to be strong and courageous. Here are the first few facts to get you started:




JOSHUA

- v.1 God speaks to him after the death of Moses
- v.1 son of Nun
- v.1 servant of Moses
- v.2 he is to take this people across the Jordan into the land God had given them
- v.3



5 Ws and H - Remember, when making a list, look for the answers to the 5 Ws and H: who, what, when, where, why and how.




3. Since Joshua is the main character in this book, you need to have some biblical background on this man. How did Joshua come to this significant role in the kingdom of God? What prepared him for leadership?

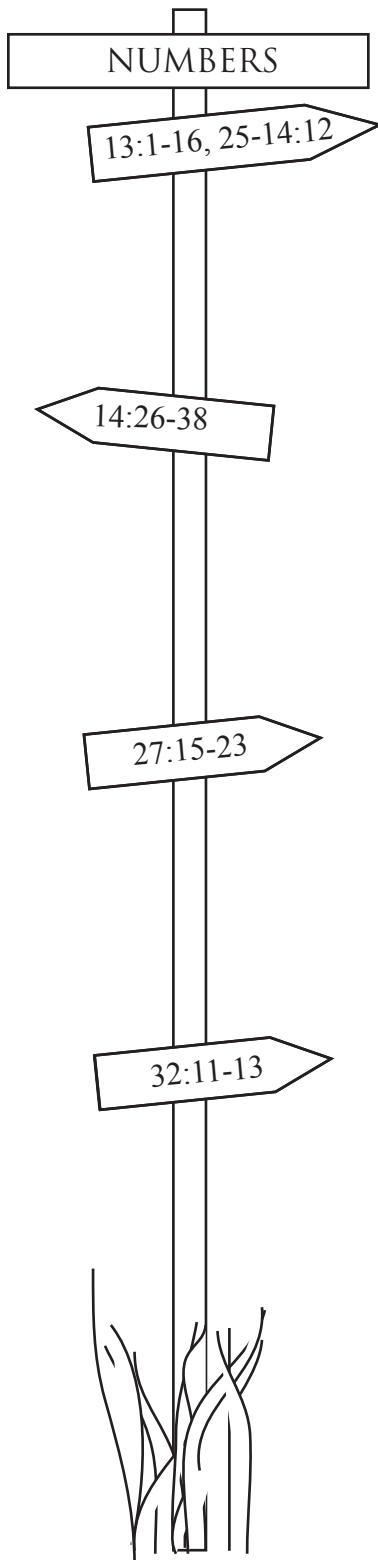
Look up the following scriptures and do a character study on Joshua. Look at how he is described (i.e character, age, attitude, etc.); what events he participated in and tasks he performed; and how he is associated with the other people around him.

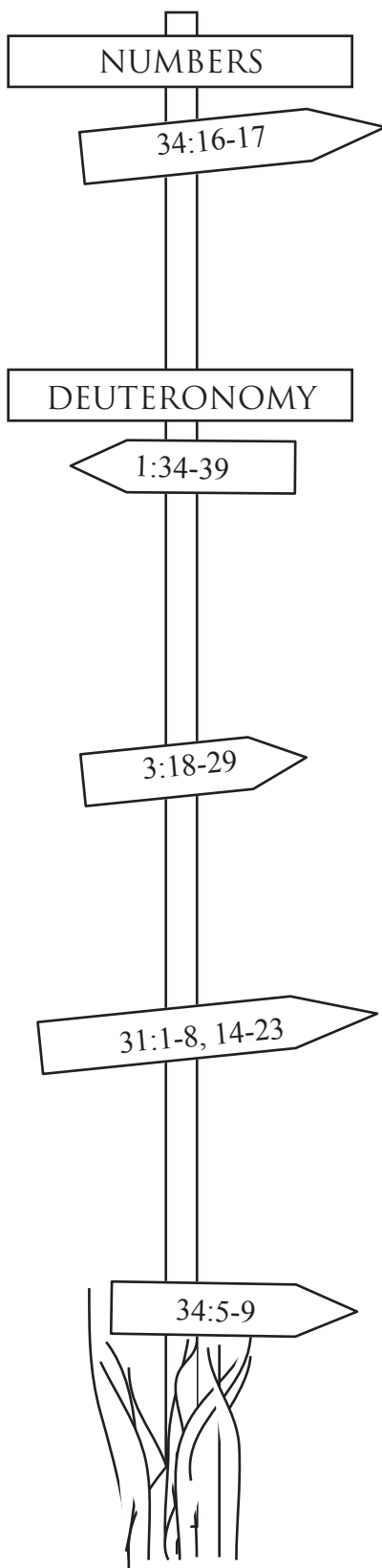


As you read these passages, you also need to mark every reference to *the land* the same way you did in Lesson Two when it refers to the land given by God to the children of Israel (Abraham, Isaac and Jacob) since we will do a study of the land later this week. Record what you learn from the text about the land on the chart located on page 26.

All of this – studying Joshua and the land – is fundamental to understanding the great significance of the book of Joshua, and the picture it gives us as children of God possessing the possessions God has given us. Record what you learn about Joshua in the space below. Here’s an example to get you started:





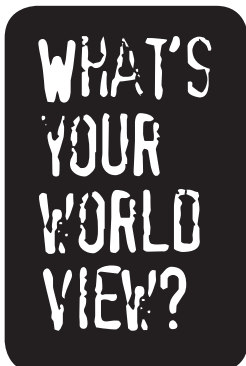


4. What key observations of Joshua's life can you apply to your own? Write out your thoughts below.

There were a lot of Scriptures, weren't there? Yet just think of all you learned about Joshua... and there is so much more to come in the study of this book. When you finish Joshua you will have a thorough knowledge of a man greatly used of God. What lessons for life you are going to learn from this hero of the faith, truths and precepts of life that will set you apart as an example to your friends and family in your beliefs and behavior.

Your generation needs to see **exemplary** followers of Jesus Christ - strong, courageous, and not dismayed by those who hate and deny Jesus Christ and the holiness of God.

Just remember that your study will probably not go unchallenged. The enemy of your soul realizes that the more you know of God's Word and the more you apply His truths, the greater threat you are to his kingdom and his work on this earth.



"THE LAND" PROJECT

1. Collect a current event or internet article about the current land disputes in Israel.
2. Write a half-page summary about what land is disputed and who the land belongs to according to Scripture.

LESSON FIVE

Joshua

U-1, Lesson 5, Chapter 1

Our study in these last lessons of Unit One will focus on the land. If you are really going to appreciate the book of Joshua, understanding what God had to say in respect to the land is crucial.

There is much controversy in our times among the nations of the world as to Israel's right to the land versus the rights of the **Palestinians**. The problem is that many deal with it as political issue rather than a biblical one – which makes it one country's or person's opinion versus another's.

Since the earth is the Lord's and all it contains, and since God appointed our boundaries as the scriptures say, then the answer to whom the former land of Canaan belongs should be found in the Bible. And when we discover what God's Word says, then we should honor God accordingly lest we are found fighting against God. Only the ignorant and fools do that!

Let's see what God says about this land. It is not only important to our understanding of Joshua, but there's much that is applicable to our personal lives. While the Scriptures we consult will not be all-inclusive since we will only look at the books that precede Joshua, what you observe will provide you with the essence of what God has to say. As you look up these passages, remember that when God makes a **covenant**, He never breaks that covenant.

The earth is the Lord's, and all it contains, the world, and those who dwell in it. - Psalm 24:1

"And He made from one, every nation of mankind to live on all the face of the earth, having determined their appointed times, and the boundaries of their habitation." - Acts 17:26

1. Read through Joshua 1. Note every reference to *the land* and list what you observe about it from these verses.



LESSON SIX

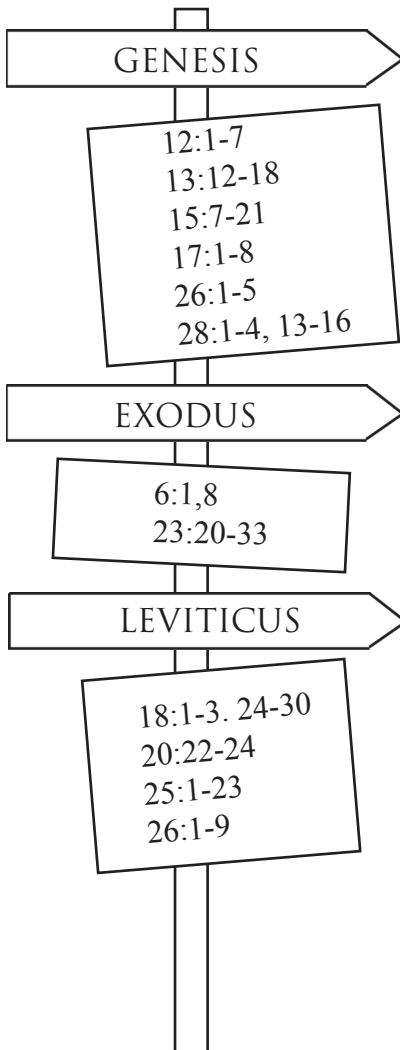
Joshua

U-1, Lesson 6, Chapter 1

1. To appreciate what God is saying in Joshua with respect to the land, you need to have a basic understanding of what God said in the **Torah** or Pentateuch, the first five books of the Bible, about the land. As you look up the Scriptures that follow, record your observations on the chart on page 26 entitled “The Land.” See if the text gives you any information regarding:
 - a. the boundaries and those inhabiting the land before Israel.
 - b. who is to possess the land and for how long. Watch for references to descendants.
 - c. any conditions in respect to possessing or living in the land.
 - d. why the former occupants are being **evicted** and judged.
 - e. God’s role in the **occupation** of the land.



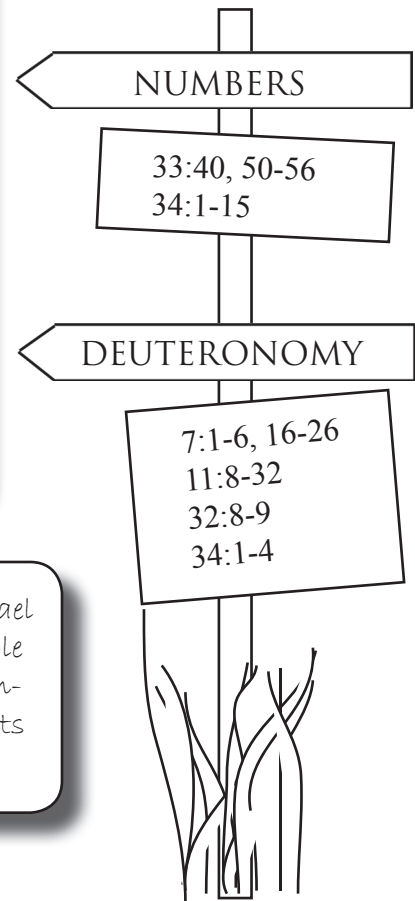
As you look up these verses, you will find it beneficial to mark every reference to *the land* in a distinctive way. Also you might mark any references to time with a clock like this: 🕒.










You will find a map at the end of this unit. The location of some of the cities mentioned in the text is not known; however, we have included those of which archaeologists are fairly certain. If you will connect the dots, so to speak, it will give you an idea of the boundaries of the land of Israel's possession.



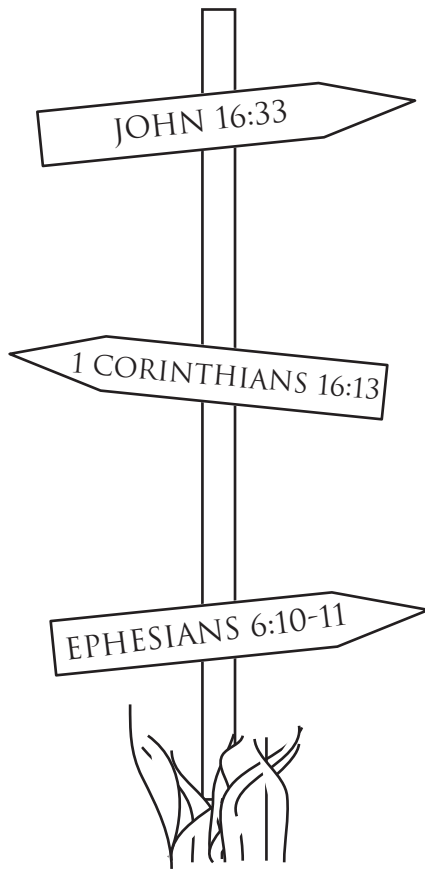
Leviticus 18 gives instructions to Israel of what behavior would be unacceptable in the land. Does verse 27 give you insight as to why the former inhabitants are being evicted/judged?



THE LAND		
<p>BOUNDARIES/CURRENT INHABITANTS</p>  	<p>WHO IS TO POSSESS IT? FOR HOW LONG?</p>  	
<p>CONDITIONS FOR POSSESSING</p> 	<p>WHY FORMER INHABITANTS EVICTED/JUDGED</p> 	<p>GOD'S PART IN THE OCCUPATION OF THE LAND</p> 



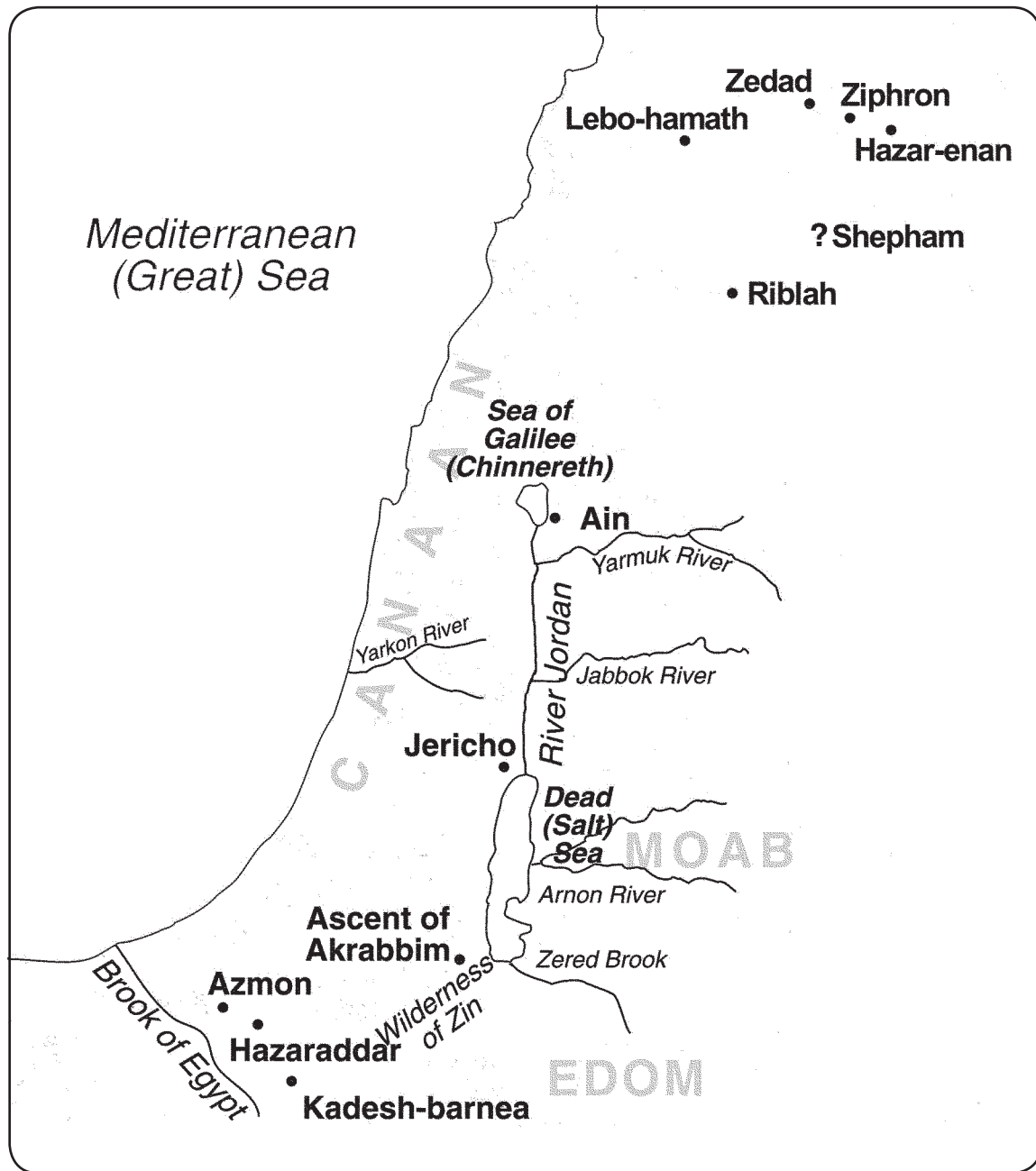
2. Finally, look on the map on page 29 and mark the boundaries of the land promised to Israel based on the information from your chart.



- Well, faithful one, you are finished and you are to be commended. But before you put down your pen, think about what you learned about God in this unit. You might want to jot it below.

Do you see how the knowledge you gained can be applied today? To your life personally? Any precepts - standards - which you need to incorporate into your life? Romans 15:4 assures us that what is written for us in the Old Testament is for our instruction, that these Old Testament Scriptures bring us **perseverance** and encouragement and with that hope.

BORDERS OF THE LAND



ENRICHMENT WORDS

Canaan – the land God gave to Abraham and his descendants.

Covenant – a solemn, binding promise or vow.

Evicted – to force out or expel.

Exemplary – to serve as an example worthy of imitating.

Intercession – to pray or petition God.

Occupation – the possession, use or settlement of the land.

Palestine – the region in ancient Canaan bordering the Mediterranean and East of the Jordan River (not used in the Bible).

Perseverance – to continue in a state of behavior, circumstance or action in spite of opposition or discouragement.

Sojourn – to stay temporarily in a country or region.

Torah – the first five books of the Old Testament.

Triumphantly – to rejoice or celebrate success or victory.

