



PRECEPT  
UPON  
PRECEPT®

*English Standard Version*

# *Genesis*

PART 3

BECOMING A  
FRIEND OF THE  
FAITHFUL GOD

A STUDY ON ABRAHAM

PRECEPT UPON PRECEPT®

*English Standard Version*

GENESIS PART 3

BECOMING A FRIEND OF THE FAITHFUL GOD

ISBN 978-1-62119-082-0

© 2012 Precept Ministries International. All rights reserved.

This material is published by and is the sole property of Precept Ministries International of Chattanooga, Tennessee. No part of this publication may be reproduced, translated, or transmitted in any form or by any means, electronic or mechanical, including photocopying, recording, or any information storage and retrieval system, without permission in writing from the publisher.

Scripture take from *ESV Bible (The Holy Bible, English Standard Version®)*.  
Copyright © 2001 by Crossway, a publishing ministry of Good News Publishers.  
Used by permission. All rights reserved.

Precept, Precept Ministries International, Precept Ministries International The Inductive Bible Study People, the Plumb Bob design, Precept Upon Precept, In & Out, Sweeter than Chocolate!, Cookies on the Lower Shelf, Precepts For Life, Precepts From God's Word and Transform Student Ministries are trademarks of Precept Ministries International.

1<sup>st</sup> edition

Printed in the United States of America



PAGE	CONTENTS
<b>LESSONS</b>	
1	LESSON ONE: Chapters 11:24–14
13	LESSON TWO: Chapter 15
25	LESSON THREE: Chapters 16–18
35	LESSON FOUR: Chapters 18–19
45	LESSON FIVE: Chapters 20–21
55	LESSON SIX: Chapters 22–25:18
<b>APPENDIX</b>	
65	Observation Worksheets
99	Abraham’s Family Tree
101	Journal on God
105	From Ur to Canaan
106	Abraham’s Sojournings
107	Genesis 1–25 at a Glance
109	The Overlapping of the Patriarchs’ Lives





## HELPFUL STUDY TOOLS

ARTHUR, KAY; ARTHUR, DAVID; DE LACY, PETE

**How to Study Your Bible**

*Eugene, Oregon: Harvest House Publishers, 1994/2010*

**The New Inductive Study Bible—English Standard Version**

*Eugene, Oregon: Harvest House Publishers, 2013*

### Word Study Tools

**Commentaries on Genesis**

*(See commentary list below.)*

## RECOMMENDED COMMENTARIES

WALVOORD, JOHN F., ZUCK, ROY B., AND DALLAS THEOLOGICAL SEMINARY

**The Bible Knowledge Commentary: An Exposition of the Scriptures**

*Wheaton, Illinois: Victor Books, 1983-c1985*

KIDNER, DEREK F.

**Tyndale Old Testament Commentaries: Genesis**

*Downers Grove, Illinois: Inter-Varsity Press, 1967.*

## RECOMMENDED SOFTWARE

**Logos Bible Software**

Powerful search engines and up to 4,000 electronic Bible study resources (commentaries, lexicons, Bible dictionaries etc.) make it fast and easy to do simple and complex searches of multiple sources, then pull materials together for orderly presentation—excellent for word and topical studies based on English or original Hebrew and Greek. Available at [www.logos.com](http://www.logos.com).





Precept Ministries International  
P.O. Box 182218  
Chattanooga, TN 37422

PRECEPT  
UPON  
PRECEPT®

*Becoming a Friend  
of the Faithful God*  
Lesson 1, Chapters 11:24–14

## LESSON ONE—CHAPTERS 11:24–14

THIS LESSON INCORPORATES The following located in the Appendix:  
Observation Worksheet of Genesis 11–14  
“Abraham’s Family Tree” chart  
“Journal on God”  
“From Ur to Canaan” map  
“Abraham’s Sojournings” map  
“Genesis 1–25 at a Glance”

**An ordinary man,**

**An extraordinary promise,**

**And an awesome God.**

**Do you feel pretty ordinary? Maybe a little insignificant? It’s all right. In fact, it’s good. Why? Because it’s just like God to pick ordinary people and do extraordinary things with them and through them.**

**All that’s required is that you simply listen to what God says and then move forward from there, one step at a time.**

**You have a great study before you, friend. If you’ll determine to do as much as you can each week, remembering that even a little studying is better than none at all, and if you’ll set your goal to persevere for the next six weeks, you’ll be awed at what you learn and the difference it will make in your life.**

**Studying the Word of God inductively always makes an incredible difference, as long as you don’t let truth go in one ear and out the other!**

**So to prevent this from happening, why don’t we begin by praying together.**

*O Father, we come to You now to ask for Your help because You are God and nothing is too difficult or impossible for You. You know our schedules, the pressures and pulls of our lives, and yet You tell us how essential it is that we know and understand You and Your ways—Your dealings with men and women who are just like us.*



***Becoming a Friend  
of the Faithful God***

*Lesson 1, Chapters 11:24–14*

*Father, we need Your wisdom, Your encouragement, Your strength, Your direction. We need confidence to face life with all its twists, turns, and difficulties, and we know all this can come only from You as a gift of grace. Grant it, Lord. As we study Your Word, meet with us in personal and intimate ways—ways that will surprise and delight us, ways that will equip and sustain us for all that the future holds, ways that will rebuke us or restrain us if we are going the wrong way, believing something which is not true. Our hearts' desire, dear Lord, is to be pleasing to You in every way. If we are off that path, we trust You to turn us about through Your Word and by Your Spirit whom You gave us through the New Covenant.*

*We pledge to You our faithfulness in giving this study all that we can, and we ask You to change our lives over the next six weeks as we choose the one thing which is needful and which can never be taken away from us—to sit at Your feet and to learn about You.*

*In faith, we thank You for what You are going to do as we carry out our part. We pray this in the name of the One who is the Way, the Truth, and the Life, our Lord Jesus Christ.*

DAY  
ONE

1. There's a key repeated phrase used throughout the book of Genesis. It is "These are the records of the generations of \_\_\_\_\_."

The first time the phrase is used is in Genesis 2:4, but it's a little hard to recognize in the New American Standard Bible, the text we use for our Precept courses. The marginal reference in the NAS tells you that the literal translation is "These are the generations" of the heavens and the earth.

The phrase is then repeated in Genesis 5:1; 6:9; 10:1; 11:10; and 11:27.

Your first assignment is to read Genesis 11:24-32.

- a. You may want to mark the phrase "These are the generations of \_\_\_\_\_" in a distinctive way in your Bible and then mark Genesis 11:27 in the same way on your Observation Worksheet which is located in the Appendix.
- b. Read these verses and mark every occurrence of *Abram* in a distinctive color. Take a moment to choose a color or symbol. If you don't know how to decide on the colors, may we suggest you choose blue for *Abram* since that is the color on Israel's flag. By the way, *Abram's* name will be changed to *Abraham* later. Just wanted you to know this so you will understand that we are marking the right man—the man whose life we are studying.





***Becoming a Friend  
of the Faithful God***

*Lesson 1, Chapters 11:24-14*

2. Now read the text and using the chart “Abraham’s Family Tree,” located in the Appendix, record the names of Abram and his siblings, their wives, and the children (Terah’s grandchildren) to whom they gave birth.
3. Now then, let’s look at some cross-references that will give us insight into why Abram moved from Ur of the Chaldeans. This is an example of progressive revelation. By that we mean that God doesn’t give us all the facts at once; sometimes He waits to reveal certain specifics in later books of the Bible.
  - a. Read Isaiah 51:1-2. God is speaking to the nation of Israel in this passage. Note what He says regarding Abram’s status when He called him.
  - b. Look up Acts 7:1-5. Record what you learn from reading these verses.
  - c. Hebrews 11:8



*Becoming a Friend  
of the Faithful God*

*Lesson 1, Chapters 11:24–14*

4. What benefit did you get from reading the cross-references, from catching God's further revelation? Was anything clarified for you?

DAY  
TWO

1. Read Genesis 11:27–12:9 using your Observation Worksheets. If you have *The New Inductive Study Bible*, you might want to transfer some of your marks to it after you have worked through your Observation Worksheets.
  - a. There are two main personages that we are going to focus on in our study: the *LORD* and *Abram*. You want to learn all you can about them, so we suggest that you choose a distinctive color or symbol for marking each one. Doing so will help you observe exactly what God tells you about Himself and Abraham in the book of Genesis. Mark *Abram* the way you did in DAY ONE. You could color *Lord* yellow since God is Light.
  - b. While you won't always want to mark every reference to Abram or to the LORD in the portion of Genesis that we will study, you might find it helpful to do so just on this passage because it will train your eye to observe what you can about Abram. When you finish, list on the chart anything you learn about the LORD and Abram that answers what we call the 5 Ws and an H: who, what, when, where, why, and how.

For example, for starters you would list Terah as Abram's father because that helps describe **who** Abram is. Then note the chapter and verse that gives you that information.



*Becoming a Friend  
of the Faithful God*

*Lesson 1, Chapters 11:24-14*

The LORD	Abram

2. Read Genesis 12:1-3 again and summarize exactly what God promised Abram. Simply list the main points of God's promise. Doing this will help you to crystallize truth and to remember exactly what God told Abram He would do.



***Becoming a Friend  
of the Faithful God***

*Lesson 1, Chapters 11:24–14*

3. Now then, take a few minutes and reflect on the Lord. By the way, when LORD is printed in all capital letters in the English Standard Version text, it is an indication that the translators have translated the most holy name for God, YHWH. God's special or proper name, YHWH, will always be indicated as LORD in the text unless it appears in conjunction with Adonai. In that case Adonai will be printed Lord and YHWH will be printed GOD. You see this in Genesis 15:2.

What did you notice the Lord doing and what does this tell you about Him? When you watch what God does and what He says, you learn much about Him. While the Bible is a progressive revelation, its roots of truth are found in Genesis, the book of beginnings. Therefore, Genesis shows us how God first reveals Himself to those whom He created for His will, for His pleasure (Revelation 4:11).

Throughout our study of Abraham, so much is learned about God that we thought it would be good to start a "Journal on God." In fact, you could continue this journal throughout your study of God's Word. You'll find pages for this journal in the Appendix.

Record at least three things you learn about God from this passage and how these three insights could be applied to your own life.

DAY  
THREE

1. Let's begin today by reading Genesis 11:27–12:9 again. This time we want to look for key words that are repeated and to review what we learned about God and Abram.

Basically a key word<sup>1</sup> is an important word which, if removed, would leave the text void of meaning. It is a repeated word. God repeated words so they would be remembered because the Bible is an oral book. There were no printing presses until the fifteenth century; therefore, the Bible was heard more than it was read. For this reason, words were repeated over and over so they wouldn't be missed and you would get the point that God was making.

---

<sup>1</sup> If you wish to know more about key words, you can read about them in *How to Study Your Bible*. It's the book Precept Ministries International uses in teaching people how to study the Bible inductively. To order call 1-800-763-8280, or go online to [www.precept.org](http://www.precept.org).




***Becoming a Friend  
of the Faithful God***

*Lesson 1, Chapters 11:24–14*

There are three key words in this passage that you will want to mark, each in a distinctive way: *bless* (*blessing, blessed*), *land*, and *altar*.

You should continue to mark these three words throughout your study. Therefore, it would be good to write them on an index card, mark them the same way you are going to mark them on your Observation Worksheet, and then use the card for a bookmark. Also mark every reference to *Lot* since he will become a key figure in the chapters which follow.

2. Now, did you see any references to time? Paying attention to time is very important because it answers the questions, When? How long? How old? God has a purpose when He tells you the age of someone. References to Abram's age will help you understand when various things happened in his life and how long he waited for God's promise to come to pass.

Read Genesis 11:27–12:9 and mark any references to time. You might mark them with a green clock like this: . This makes it easy to see.

3. You also want to pay attention to geographical locations since they answer the question, Where? Read through Genesis 11:27–12:9 and double underline in green every reference to geographical locations, places where things happened, where they went.
4. Now look at the maps, "From Ur to Canaan" and "Abraham's Sojournings," located in the Appendix and trace Abram's journey through Genesis 12:9. Note what happens in each location. If you have time, list the locations in the following space and next to them record what, if anything, occurs at that particular location.



***Becoming a Friend  
of the Faithful God***

*Lesson 1, Chapters 11:24–14*

*How are you doing, Beloved of God? We trust that you realize that the study you have undertaken is most significant. You are applying yourself to a most commendable task—that of knowing and understanding the Word of God. And while it requires a great deal of discipline and saying no to other things, including television, and maybe laying aside a good book written by another human being, we can assure you that you will never regret it. Nor will you be ashamed when you see God face-to-face, for you will have honored Him by honoring His textbook for life.*

*God has magnified His Word together with His name. To know His Word is to know Him, to understand His ways, to appreciate God for who He really is. Not only will you never be sorry that you have disciplined yourself for the purpose of godliness, but you will find that what you learn gives you an edge on life that you never had before. This is the testimony of multitudes who study the Word of God inductively. We hear it over and over. “My life has been changed.” “I made it because of what I learned.” “I can handle it because I know God.”*

*Persevere. Just understand, your determination will not go unchallenged, but that’s good. It proves you are on the right course. You can rest assured that the enemy of your soul, the serpent of old, the devil, Satan, would love to keep you ignorant of God’s precepts. Everything about the Christian’s armor is centered in the Word of God. That’s why so many are going down in deep, regrettable defeat. They do not know their God nor understand His ways, and they stand impotent, defenseless before the one who is a liar, deceiver, destroyer.*

*But not you, Beloved; “the people who know their God shall stand firm and take action” (Daniel 11:32b).*

*So hangeth thou in there, valiant one.*



DAY  
FOUR

1. Read Genesis 12:10-20. Mark key words which appear in this section along with references to time or geographical locations. Also mark references to the LORD.
2. List the main events that occur in Genesis 12:10-20.
3. What do you learn about God from this passage? Record this in your "Journal on God."
4. Does knowing this about God help you in any way? Don't just answer yes or no; explain your answer.
5. Now read Genesis 13 and once again mark key words, time phrases, and geographical locations. Check these locations on your map, "Abraham's Sojournings," to know exactly where Abram and Lot go and what occurs in these places.

Mark each mention of *Lot* and watch all the references to the *land* God promised to Abram.







DAY  
FIVE

1. Read Genesis 14 and mark references to time, geographical locations, and references to *Lot*.
2. Now read Genesis 14:17-24 again. This time mark every reference to *Melchizedek*. Although Melchizedek is not mentioned very much in the Bible, he is a very significant character as you will see. Record everything you learn about him from this passage.

**Melchizedek**

Insights from Genesis 14:17-24	Insights from Psalms and Hebrews

3. Read Psalm 110:4; Hebrews 5:5-6; and 6:19–7:22. Record what you learn about Melchizedek on the chart above.
4. Did you notice how the LORD is referred to in Genesis 14:17-24? God Most High is El Elyon in Hebrew, and this is the first time God is referred to in this way. El Elyon is the name connected with the sovereignty of God and is found prominently in the book of Daniel. In your “Journal on God,” note what you learn about the LORD from this passage and what knowing this can mean to you personally.
5. Record the main event of each chapter in the appropriate place on the “Genesis 1–25 at a Glance” chart, located in the Appendix. As we continue our study of Abraham, you will be adding to this chart. Then at the end it can serve as a “table of contents” for these chapters.



***Becoming a Friend  
of the Faithful God***

*Lesson 1, Chapters 11:24–14*

6. Well, Beloved, you have just met Abram and watched him as he begins his walk with his God. Take a few minutes to reflect on what you have seen about Abram and God. What have **you** learned that you can put in your Trust Account and draw on in the time of need? Write it out below. To do so will be a valuable exercise, for it will help you remember these things in the time of need.

**IMPORTANT:** After you finish each week's study, feel free to consult any commentaries you might have at your disposal. However, may we encourage you not to read ahead of where you are studying. To do so would keep you from discovering truth on your own. Not only will you spoil the joy of discovery, you might also find yourself approaching the text with a bias that would keep you from seeing exactly what the text is saying, and you don't want to do that.



## GENESIS 11:24-32

### Observation Worksheet

Chapter Theme \_\_\_\_\_

- 24** When Nahor had lived 29 years, he fathered Terah.
- 25** And Nahor lived after he fathered Terah 119 years and had other sons and daughters.
- 26** When Terah had lived 70 years, he fathered Abram, Nahor, and Haran.
- 27** Now these are the generations of Terah. Terah fathered Abram, Nahor, and Haran; and Haran fathered Lot.
- 28** Haran died in the presence of his father Terah in the land of his kindred, in Ur of the Chaldeans.
- 29** And Abram and Nahor took wives. The name of Abram's wife was Sarai, and the name of Nahor's wife, Milcah, the daughter of Haran the father of Milcah and Iscah.
- 30** Now Sarai was barren; she had no child.
- 31** Terah took Abram his son and Lot the son of Haran, his grandson, and Sarai his daughter-in-law, his son Abram's wife, and they went forth together from Ur of the Chaldeans to go into the land of Canaan, but when they came to Haran, they settled there.
- 32** The days of Terah were 205 years, and Terah died in Haran.





## GENESIS 12

### Observation Worksheet

Chapter Theme \_\_\_\_\_

**NOW** the LORD said to Abram, “Go from your country and your kindred and your father’s house to the land that I will show you.

2 “And I will make of you a great nation, and I will bless you and make your name great, so that you will be a blessing.

3 “I will bless those who bless you, and him who dishonors you I will curse, and in you all the families of the earth shall be blessed.”

4 So Abram went, as the LORD had told him, and Lot went with him. Abram was seventy-five years old when he departed from Haran.

5 And Abram took Sarai his wife, and Lot his brother’s son, and all their possessions that they had gathered, and the people that they had acquired in Haran, and they set out to go to the land of Canaan. When they came to the land of Canaan,

6 Abram passed through the land to the place at Shechem, to the oak of Moreh. At that time the Canaanites were in the land.

7 Then the LORD appeared to Abram and said, “To your offspring I will give this land.” So he built there an altar to the LORD, who had appeared to him.

8 From there he moved to the hill country on the east of Bethel and pitched his tent, with Bethel on the west and Ai on the east. And there he built an altar to the LORD and called upon the name of the LORD.

9 And Abram journeyed on, still going toward the Negeb.

**10** Now there was a famine in the land. So Abram went down to Egypt to sojourn there, for the famine was severe in the land.

11 When he was about to enter Egypt, he said to Sarai his wife, “I know that you are a woman beautiful in appearance,

12 and when the Egyptians see you, they will say, ‘This is his wife.’ Then they will kill me, but they will let you live.



- 13 “Say you are my sister, that it may go well with me because of you, and that my life may be spared for your sake.”
- 14 When Abram entered Egypt, the Egyptians saw that the woman was very beautiful.
- 15 And when the princes of Pharaoh saw her, they praised her to Pharaoh. And the woman was taken into Pharaoh’s house.
- 16 And for her sake he dealt well with Abram; and he had sheep, oxen, male donkeys, male servants, female servants, female donkeys, and camels.
- 17 But the LORD afflicted Pharaoh and his house with great plagues because of Sarai, Abram’s wife.
- 18 So Pharaoh called Abram and said, “What is this you have done to me? Why did you not tell me that she was your wife?”
- 19 “Why did you say, ‘She is my sister,’ so that I took her for my wife? Now then, here is your wife; take her, and go.”
- 20 And Pharaoh gave men orders concerning him, and they sent him away with his wife and all that he had.



## GENESIS 13

### Observation Worksheet

Chapter Theme \_\_\_\_\_

- SO Abram went up from Egypt, he and his wife and all that he had, and Lot with him, into the Negeb.
- 2 Now Abram was very rich in livestock, in silver, and in gold.
  - 3 And he journeyed on from the Negeb as far as Bethel to the place where his tent had been at the beginning, between Bethel and Ai,
  - 4 to the place where he had made an altar at the first. And there Abram called upon the name of the LORD.
  - 5 And Lot, who went with Abram, also had flocks and herds and tents,
  - 6 so that the land could not support both of them dwelling together; for their possessions were so great that they could not dwell together,
  - 7 and there was strife between the herdsmen of Abram's livestock and the herdsmen of Lot's livestock. At that time the Canaanites and the Perizzites were dwelling in the land.
  - 8 Then Abram said to Lot, "Let there be no strife between you and me, and between your herdsmen and my herdsmen, for we are kinsmen.
  - 9 "Is not the whole land before you? Separate yourself from me. If you take the left hand, then I will go to the right, or if you take the right hand, then I will go to the left."
  - 10 And Lot lifted up his eyes and saw that the Jordan Valley was well watered everywhere like the garden of the LORD, like the land of Egypt, in the direction of Zoar. (This was before the LORD destroyed Sodom and Gomorrah.)
  - 11 So Lot chose for himself all the Jordan Valley, and Lot journeyed east. Thus they separated from each other.
  - 12 Abram settled in the land of Canaan, while Lot settled among the cities of the valley and moved his tent as far as Sodom.
  - 13 Now the men of Sodom were wicked, great sinners against the LORD.



- 14 The LORD said to Abram, after Lot had separated from him, “Lift up your eyes and look from the place where you are, northward and southward and eastward and westward,
- 15 for all the land that you see I will give to you and to your offspring forever.
- 16 “I will make your offspring as the dust of the earth, so that if one can count the dust of the earth, your offspring also can be counted.
- 17 “Arise, walk through the length and the breadth of the land, for I will give it to you.”
- 18 So Abram moved his tent and came and settled by the oaks of Mamre, which are at Hebron, and there he built an altar to the LORD.





## GENESIS 14

### Observation Worksheet

Chapter Theme \_\_\_\_\_

- I**N the days of Amraphel king of Shinar, Arioch king of Ellasar, Chedorlaomer king of Elam, and Tidal king of Goiim,
- 2 these kings made war with Bera king of Sodom, Birsha king of Gomorrah, Shinab king of Admah, Shemeber king of Zeboiim, and the king of Bela (that is, Zoar).
  - 3 And all these joined forces in the Valley of Siddim (that is, the Salt Sea).
  - 4 Twelve years they had served Chedorlaomer, but in the thirteenth year they rebelled.
  - 5 In the fourteenth year Chedorlaomer and the kings who were with him came and defeated the Rephaim in Ashteroth-karnaim, the Zuzim in Ham, the Emim in Shaveh-kiriathaim,
  - 6 and the Horites in their hill country of Seir as far as El-paran on the border of the wilderness.
  - 7 Then they turned back and came to En-mishpat (that is, Kadesh) and defeated all the country of the Amalekites, and also the Amorites who were dwelling in Hazazon-tamar.
  - 8 Then the king of Sodom, the king of Gomorrah, the king of Admah, the king of Zeboiim, and the king of Bela (that is, Zoar) went out, and they joined battle in the Valley of Siddim
  - 9 with Chedorlaomer king of Elam, Tidal king of Goiim, Amraphel king of Shinar, and Arioch king of Ellasar, four kings against five.
  - 10 Now the Valley of Siddim was full of bitumen pits, and as the kings of Sodom and Gomorrah fled, some fell into them, and the rest fled to the hill country.
  - 11 So the enemy took all the possessions of Sodom and Gomorrah, and all their provisions, and went their way.



12 They also took Lot, the son of Abram's brother, who was dwelling in Sodom, and his possessions, and went their way.

13 Then one who had escaped came and told Abram the Hebrew, who was living by the oaks of Mamre the Amorite, brother of Eshcol and of Aner. These were allies of Abram.

14 When Abram heard that his kinsman had been taken captive, he led forth his trained men, born in his house, 318 of them, and went in pursuit as far as Dan.

15 And he divided his forces against them by night, he and his servants, and defeated them and pursued them to Hobah, north of Damascus.

16 Then he brought back all the possessions, and also brought back his kinsman Lot with his possessions, and the women and the people.

17 After his return from the defeat of Chedorlaomer and the kings who were with him, the king of Sodom went out to meet him at the Valley of Shaveh (that is, the King's Valley).

18 And Melchizedek king of Salem brought out bread and wine. (He was priest of God Most High.)

19 And he blessed him and said,

“Blessed be Abram by God Most High,  
Possessor of heaven and earth;

20 and blessed be God Most High,  
who has delivered your enemies into your hand!”

And Abram gave him a tenth of everything.

21 And the king of Sodom said to Abram, “Give me the persons, but take the goods for yourself.”

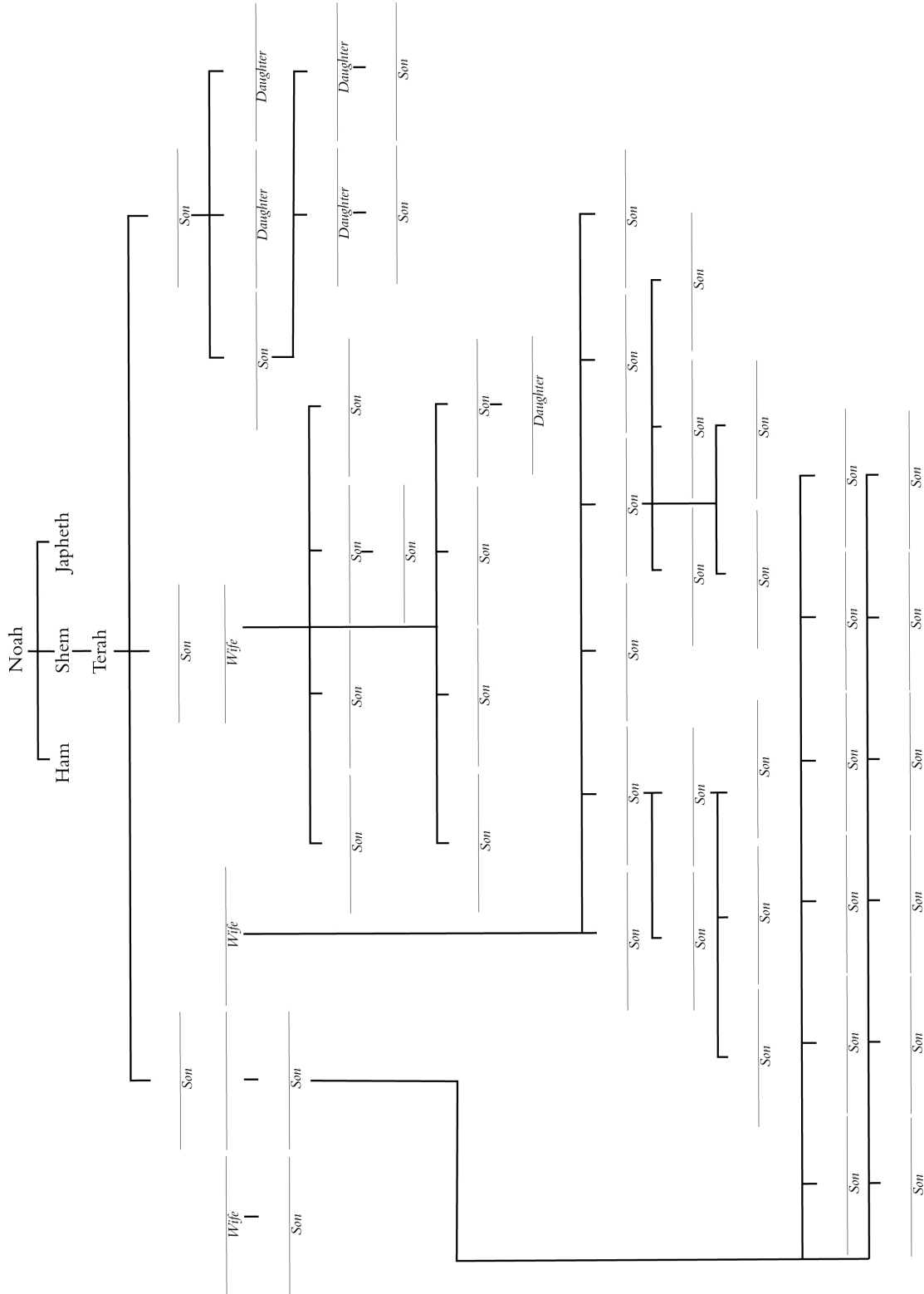
22 But Abram said to the king of Sodom, “I have lifted my hand to the LORD, God Most High, Possessor of heaven and earth,

23 that I would not take a thread or a sandal strap or anything that is yours, lest you should say, ‘I have made Abram rich.’

24 “I will take nothing but what the young men have eaten, and the share of the men who went with me. Let Aner, Eshcol, and Mamre take their share.”



ABRAHAM'S FAMILY TREE







PRECEPT  
UPON  
PRECEPT®

---

*Becoming a Friend  
of the Faithful God*  
*Journal on God*

JOURNAL ON GOD



PRECEPT  
UPON  
PRECEPT®

---

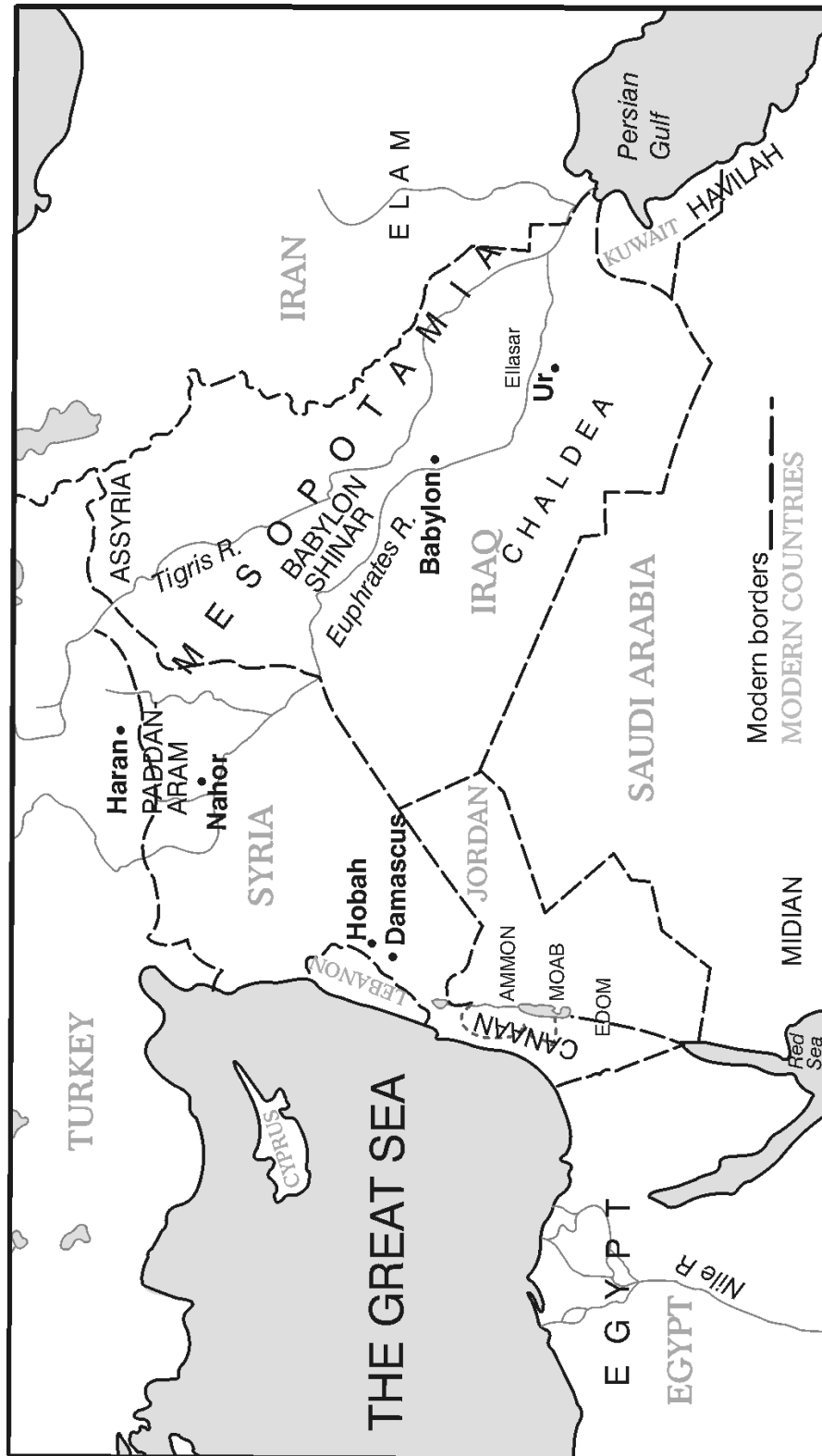
*Becoming a Friend  
of the Faithful God*  
*Journal on God*

JOURNAL ON GOD



*Becoming a Friend  
of the Faithful God*

*From Ur to Canaan*





*Becoming a Friend  
of the Faithful God*  
*Abraham's Sojournings*







## GENESIS 1–25 AT A GLANCE

Theme of Genesis:

### Chapter Themes

1	Creation in Six Days
2	Creation of Mankind
3	The Fall
4	Cain & Abel
5	Life Under the Curse
6	Setting for the Flood Judgment
7	The Flood
8	The End of the Flood
9	God's Covenant with Noah
10	Nations Separated after the Flood
11	
12	
13	
14	
15	
16	
17	
18	
19	
20	
21	
22	
23	
24	
25	

