

# BIBLE PROPHECY *for Kids*

## TEACHER GUIDE TABLE OF CONTENTS

**Introduction ..... 4**

### *Weekly Chapters*

**Discover 4 Yourself Contents ..... 9**

**Week One, Unveiling a Mystery ..... 12**

**Week Two, Jesus' Messages to the Churches ..... 38**

**Week Three, Are You an Overcomer? ..... 76**

**Week Four, The Mystery in Heaven ..... 103**

**Week Five, The Breaking of the Seals ..... 123**

### *Quizzes and Exam*

**Quiz Week 1 ..... 154**

**Quiz Week 2 ..... 155**

**Quiz Week 3 ..... 156**

**Quiz Week 4 ..... 157**

**Quiz Week 5 ..... 158**

**Final Exam ..... 159**

**Answer Key, Quizzes and Final Exam ..... 161**

### *Games*

**Drawing Game ..... 162**

**The Matching Game ..... 163**

**M&M® Draw ..... 164**

**Get Connected ..... 165**

# BIBLE PROPHECY for Kids

## TEACHER GUIDE

### Introduction

Thank you for selecting this Bible study for your child and/or class. Leading children to read, observe, interpret, and apply the Bible for themselves offers them a bridge from hearsay to real truth. As they learn to be comfortable with the idea that they can read the Bible, they will take the task seriously.

The Discover 4 Yourself series is designed to lead young students through the process of inductive study: question, question, question, search, think, understand, and apply. They will be comfortable with this process only after you prove that the possibility is within their reach.

**BIBLE PROPHECY FOR KIDS** is a study of the book of Revelation. Students will learn about how God their Father and Jesus their Lord conquer Satan and evil. The first seven chapters give us a glimpse of heaven, God's messages to seven churches in Asia Minor, unusual and scary creatures, God's judgments and His promises to those who know and serve Jesus.

In preparation for leading **BIBLE PROPHECY FOR KIDS** please work through each "Day" on your own before consulting the Teacher Guide. Since this is an Inductive Bible Study, your teaching will be more effective if you do the work first and God reveals His truth to you.

Whether you're home schooling a child, teaching a Sunday school class, teaching in a Christian school, or simply using these studies for your child's quiet time or family Bible study, this Teacher Guide will show you how to clearly and carefully lead each child through Inductive Bible study. We offer suggestions to guide you step-by-step. *Instructional Strategies* explains why certain activities are used throughout the book. Choose the activities that best fit your situation.

### Home schooling Parents and Family Bible Study

We suggest you do one "Day" per day unless it's too much for your child's reading and/or writing skills. You can work with your child and discuss what you learn together or let him/her work independently, saving discussion times for later.

You may want to join or create a home school group that meets once a week to do these studies. The teacher will assign a week of homework in class. The following week the teacher will lead the students to discuss what they discovered, how to apply it, and to work on any creative elements included in the study or play a game to review what they have learned.




**35**

**HOW IMPORTANT IS LOVE?**

Hey! It's great to see you again. Yesterday, as we looked at the first letter John sent to the church in Ephesus, we discovered quite a bit about this church. We saw the church of Ephesus had persevered. That means the people didn't give up even though it was hard and difficult. They endured; they stood firm. And while they had not allowed false teachers in the church, they had lost their first love. They did not love God as they had in the beginning.

HOW important is it for God to have first place in our hearts? Let's find out. Don't forget to pray. Then pull out your sword of the Spirit (the Word of God, your Bible). Look up and read Mark 12:28-31. Answer the 5 W's and an H questions to solve the crossword puzzle.



**Guided Instruction**



The church in Ephesus did not give up. You must not get discouraged, either. Ask God to keep you fixed on His Word.

**35** Turn to page 38 and read "How Important is Love?"

## Guided Instruction

Read Mark 12:28–31 aloud as students follow along.

**36** Answer the questions on page 39 to complete the crossword puzzle.

**Mark 12:28 WHAT question does the scribe ask Jesus?**

1. (Across) **What commandment is the**
2. (Down) **foremost of all?**

**Mark 12:29-30 HOW does Jesus answer? WHAT does he say we should do in verse 30?**

3. (Across) **And you shall love the**
4. (Down) **Lord your** 5. (Across) **God with all your** 6. (Across) **heart, and with all your** 7. (Down) **soul, and with all your** 8. (Across) **mind, and with all your** 9. (Down) **strength.**

**Mark 12:31 WHAT is the second thing He tells them they should do?**

10. (Down) **You shall love your neighbor as yourself.**

Look up and read 1 Corinthians 13:1-13 aloud as students follow along.

**1 Corinthians 13:2 WHAT am I if I do not have love?**

11. (Across) **I am nothing.**

**1 Corinthians 13:7-8 WHAT do we learn about love? 12. (Down) Love, bears all things, 13. (Across) believes all things, 14. (Across) hopes all things, 15. (Down) endures all things. Love never 16. (Across) fails.**

*Jesus' Messages to the Churches*

39

**36**

Mark 12:28 WHAT question does the scribe ask Jesus?

1. (Across) What **commandment** is the
2. (Down) **foremost** of all?

Mark 12:29-30 HOW does Jesus answer? WHAT does He say we should do in verse 30?

- And you shall 3. (Across) **love** the
4. (Down) **Lord** your 5. (Across) **God** with all your 6. (Across) **heart**, and with all your 7. (Down) **soul**, and with all your 8. (Across) **mind**, and with all your 9. (Down) **strength**.

Mark 12:31 WHAT is the second thing He tells them they should do?

10. (Down) You shall love your **neighbor** as yourself.

Look up and read 1 Corinthians 13:1-13.

1 Corinthians 13:2 WHAT am I if I do not have love?

11. (Across) I am **nothing**.

1 Corinthians 13:7-8 WHAT do we learn about love?

12. (Down) Love **bears** all things, 13. (Across) **believes** all things, 14. (Across) **hopes** all things, 15. (Down) **endures** all things. Love never 16. (Across) **fails**.

1 Corinthians 13:13 WHAT is the greatest of these things?

17. (Down) The greatest of these is **love**.

Look up and read Acts 4:31-35.

Acts 4:32 WHAT were those who had believed doing in this verse?

- Not one of them claimed that anything belonging to him was his own; but all things were 18. (Down) **common** 19. (Across) **property** to them.

# Guided Instruction



Ask God to enlighten you to the truth revealed in His Word.

**141** Turn to page 127 and read "A Great Multitude."

**142** Add the new key word to your book mark and to the wall chart.

### Tribulation (box it in black)

Add the new key word along with the following key words to the margin for Revelation 7:9-17.

**God (draw a purple triangle and color it yellow)**

**Jesus (Lamb) (draw a purple cross and color the word yellow)**

**I looked (color it blue)**

**Angel (draw blue wings and color them yellow)**

**Throne (draw a throne and color it blue)**

**Worshiped (circle in purple and color blue)**

**white robe, washed their robes and made them white**

**WHEN (draw a green clock over words that denote time)**

**143** Read Revelation 7:9-17 on pages 159-169 aloud aloud using your Observation Worksheet visual aid as students follow along and call out each key word. Then mark them together as we noted on p. 41.

(page 127)



## A GREAT MULTITUDE

**141**

It's great to have you back at the resource room. Watch out! Sam is pretty excited to see you and eager to lick your face. He is ready to solve the mystery of the second group of people mentioned in Revelation 7. How about you?



Why don't you pray, and then turn to page 159? Pull out your keyword bookmark and add this new key word:

**tribulation** (box it in black)

Let's solve the mystery of the people mentioned in Revelation 7. Read Revelation 7:9-17 and mark your new key word and the key words listed below on your Observation Worksheet:

**142**

God Jesus (Lamb) I looked angel  
 throne worshiped  
 white robe, washed their robes and made them white

Don't forget to mark the pronouns. Also mark anything that tells you WHEN by drawing a green clock  or a .

**143**

9 After these things **I looked**, and behold, a great multitude which no one could count, from every nation and *all* tribes and peoples and tongues, standing before the **throne** and before the **Lamb**, clothed in **white robes**, and palm branches *were* in their hands;

10 and they cry out with a loud voice, saying, "Salvation to our **God** who sits on the **throne**, and to the **Lamb**."

11 And all the **angels** were standing around the **throne** and *around* the elders and the four living creatures; and they fell

on their faces before the **throne** and **worshiped** **God**,

12 saying,

"Amen, blessing and glory and wisdom and thanksgiving

and honor and power and might, *be* to our **God** **forever** and **ever**. Amen."

## D4Y “Bible Prophecy for Kids” Quizzes

### Week 1: Unveiling a Mystery

1. What is God generally revealing to John in the third section of Revelation?
  - a. Things which are
  - b. Things which will take place after these things
  - c. Things that won't happen
  - d. Things that were
2. Who is blessed?
  - a. Those who read, hear, and obey God's Word
  - b. Brave people
  - c. People who go to church
  - d. People who share
3. Who did Jesus *first* give the mystery to?
  - a. Paul
  - b. Peter
  - c. John
  - d. The church
4. Who is John writing to?
  - a. Angels
  - b. Seven churches in Asia
  - c. The Twelve Tribes
  - d. The Apostles
5. What island was John banished to?
  - a. Patmos
  - b. Greece
  - c. Crete
  - d. Cyprus
6. What did John write to the seven churches?
  - a. Thank-you notes
  - b. Dreams he had
  - c. What John saw
  - d. Invitations
7. According to Revelation 1:12, what did John see?
  - a. Many angels
  - b. Adam and Eve
  - c. Rivers
  - d. Seven golden lampstands
8. Where was the one like the Son of Man standing?
  - a. Under a tree
  - b. In the middle of the lampstands
  - c. In the clouds
  - d. Next to John
9. What was in His right hand?
  - a. Seven Swords
  - b. Seven Suns
  - c. Seven stars
  - d. Seven Moons
10. What did these objects in His right hand represent?
  - a. The choir
  - b. Jesus
  - c. The saints
  - d. The angels of the seven churches

Memory Verse

Revelation 1:3

“Blessed is he who reads and those who hear the words of the prophecy and heed the things which are written in it; for the time is near.”

## **Optional Games**

### **The Matching Game**

You need at least ten questions and answers from the lesson you are studying.

Type the answers on a sheet of paper. Make two sets of answers and cut the answers into individual strips and place each set of answers in an envelope. For example you might want to write Jesus' Message to the churches on the slips of paper.

Divide your class into two teams. Pick a kid from each team and have them come up and stand in front of you, opposite each other (back to back) in the middle of the room. On each side of the room you have taken the answers out of each envelope and mixed them up and placed them in two piles on the floor.

You ask a question and tap the two students in front of you and say "Go." They have to run from you to their side of the room and look for the correct answer to the question you just asked in their pile. If they bring you an incorrect answer, tell them, "Wrong, try again" and they race back again to find the correct answer. The first one to race back to you and bring you the correct answer gets 100 points for their team. You continue to do this until you have answered all your questions and the team with the most points wins.