

GOD'S AMAZING CREATION

TEACHER GUIDE

TABLE OF CONTENTS

Introduction 4

Weekly Chapters

Discover 4 Yourself Contents 9

Week One, The Dig Site 11

Week Two, The Excavation Begins 40

Week Three, Shovels, Picks and Brushes 71

Week Four, Extracting the Evidence 102

Week Five, Continuing Our Expedition 126

Week Six, Sifting the Soil 145

Quizzes and Final Exam

Quiz Week 1 175

Quiz Week 2 176

Quiz Week 3 177

Quiz Week 4 178

Quiz Week 5 179

Quiz Week 6 180

Final Exam 181

Answer Key, Quizzes and Final Exam 183

Games

The Drawing Game 184

The Matching Game 185

M&M® Draw 186

Get Connected 187

GOD'S AMAZING CREATION

TEACHER GUIDE

Introduction

Thank you for selecting this Bible study for your child and/or class. Leading children to read, observe, interpret, and apply the Bible for themselves offers them a bridge from hearsay to real truth. As they learn to be comfortable with the idea that they can read the Bible, they will take the task seriously.

The Discover 4 Yourself series is designed to lead young students through the process of inductive study: question, question, question, search, think, understand, and apply. They will be comfortable with this process only after you prove that the possibility is within their reach.

GOD'S AMAZING CREATION is a study of Genesis 1 and 2. Students will investigate the first two chapters of Genesis as archaeologists digging up the past to learn about God's creation. During this exciting exploration of God's Word they will learn that God created everything for Himself, intentionally not by accident, and that man was his highest creation, created in His very image. How awesome is that?

In preparation for leading **GOD'S AMAZING CREATION** please work through each "Day" on your own before consulting the Teacher Guide. Since this is an Inductive Bible Study, your teaching will be more effective if you do the work first and God reveals His truth to you.

Whether you're homeschooling a child, teaching a Sunday school class, teaching in a Christian school, or simply using these studies for your child's quiet time or family Bible study, this Teacher Guide will show you how to clearly and carefully lead each child through Inductive Bible study. We offer suggestions to guide you step-by-step. *Instructional Strategies* explains why certain activities are used throughout the book. Choose the activities that best fit your situation.


































Homeschooling Parents and Family Bible Study

We suggest you do one "Day" per day unless it's too much for your child's reading and/or writing skills. You can work with your child and discuss what you learn together or let him/her work independently, saving discussion times for later.

You may want to join or create a homeschool group that meets once a week to do these studies. The teacher will assign a week of homework in class. The following week the teacher will lead the students to discuss what they discovered, how to apply it, and to work on any creative elements included in the study or play a game to review what they have learned.

12 WEEK ONE

9

     
All Scripture is inspired by God
    
and profitable for teaching for
   
reproof for correction for
   
training in righteousness so
      
that the man of God may be
   
adequate equipped for every
 
good work.


2 Timothy 3:16-17

Guided Instruction

9 Use the hieroglyphics to decode God's message on page 12. Copy the message to an index card and memorize the verses.

"All Scripture is inspired by God and profitable for teaching, for reproof, for correction, for training in righteousness; so that the man of God may be adequate, equipped for every good work." 2 Timothy 3:16-17

Now write this message (your memory verse) on an index card and start memorizing it by reading it out loud three times in a row, three times today!

Guided Instruction

29 Read Genesis 1 aloud as students follow along. If you are teaching in a classroom and have an overhead projector, make a transparency of your Observation Worksheet for a visual aid. You may want to blow it up to poster size and hang it on a wall and then have your students call each key word out loud as you read it and mark it together—you on the transparency and they in their books. If you're skilled at PowerPoint and have time, you can import an Observation Worksheet then select symbols from PP's palette or elsewhere, color them, place them over the words, and even animate them—bring them in one at a time.

This not only demonstrates to the kids how to mark the key words; it also involves them in finding the key words as you do the work together.

OBSERVATION WORKSHEETS

GENESIS 1-5

Chapter 1

- 29** 1 In the beginning **God** created the heavens and the earth.
- 2 The earth was formless and void, and darkness was over the surface of the deep, and the Spirit of **God** was moving over the surface of the waters.
- 3 Then **God** said, "Let there be light"; and there was light.
- 4 **God** saw that the light was good; and **God** separated the light from the darkness.
- 5 **God** called the light day, and the darkness **He** called night. And there was evening and there was morning, one day.
- 6 Then **God** said, "Let there be an expanse in the midst of the waters, and let it separate the waters from the waters."
- 7 **God** made the expanse, and separated the waters which were below the expanse from the waters which were above the expanse; and it was so.
- 8 **God** called the expanse heaven. And there was evening and there was morning, a second day.
- 9 Then **God** said, "Let the waters below the heavens be gathered into one place, and let the dry land appear"; and it was so.
- 10 **God** called the dry land earth, and the gathering of the waters **He** called seas; and **God** saw that it was good.

Guided Instruction



You are in store for exciting discoveries in God's Word. Ask Him to give you clear understanding of the details of His creation.

58 Turn to page 52 and read "Back to the Pit." Then turn to page 138 and reread the verses that contain "God separated."

59 Search the verses for action verbs to solve the crossword puzzle on pages 52-54.

WHAT two things did God separate?

- 1. (Across) Genesis 1:4 light from darkness**
- 2. (Down) Genesis 1:7 waters below the expanse from waters above the expanse**

HOW many times do you see the phrase "God called"? **5 times: vv. 5 (2x), 8, 10 (2x)**

WHAT did God call?

- 3. (Down) Genesis 1:5 God called light day and**
- 4. (Across) Genesis 1:5 darkness night**
- 5. (Across) Genesis 1:8 God called the expanse heaven.**
- 6. (Across) Genesis 1:10 God called the dry land earth.**

HOW many times do you see "God made"? **7 times: 7, 16 (2x), 25, 26; 2:3; 3:1**

BACK TO THE PIT

58

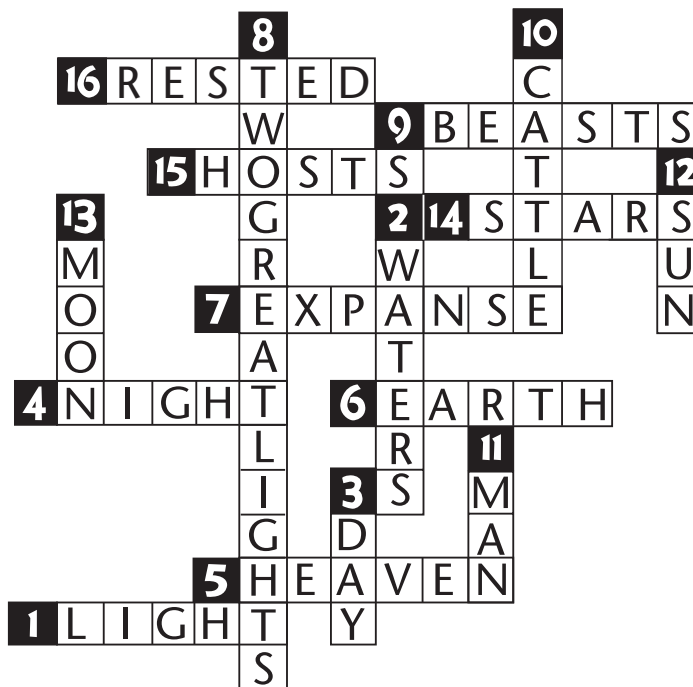


As the sun was setting yesterday, we were still looking at our 12 action verbs and their Hebrew meanings. Today as we climb back into the pit, let's pick up where we left off by turning to our Observation Worksheet on page 138 to Genesis 1. Solve the crossword puzzle by examining our action verbs.

Look at where you marked "God separated."
WHAT two things did God separate (divide or distinguish)?

59

- 1. (Across) Genesis 1:4 light from darkness**
- 2. (Down) Genesis 1:7 waters below the expanse from waters above the expanse**
HOW many times do you see "God called"? **5** times
WHAT did God call?
- 3. (Down) Genesis 1:5 God called light day and**
- 4. (Across) darkness night**
- 5. (Across) Genesis 1:8 God called the expanse heaven.**
- 6. (Across) Genesis 1:10 God called the dry land earth.**
HOW many times do you see "God made"? **7** times



D4Y “God’s Amazing Creation” Quizzes**Week 1: The Dig Site**

1. Genesis 1 and 2 deal with _____.
 - a. Resurrection
 - b. Intercession
 - c. Creation
 - d. Redemption
2. Genesis 3 deals with _____.
 - a. John and Joseph
 - b. Adam and Eve
 - c. Peter and Paul
 - d. Kings and Pharaohs
3. Genesis 4 deals with _____.
 - a. Trees and plants
 - b. Cattle and dogs
 - c. Cain and Abel
 - d. Adam and Eve
4. Genesis 5 deals with the _____.
 - a. Creation of angels
 - b. Generations of Moses
 - c. Generations of Adam
 - d. Seasons of time
5. What are the first five books of the Bible called?
 - a. Epistles or Poetry
 - b. Pentateuch or Torah
 - c. Gospels and Psalms
 - d. Major and Minor prophets
6. To write the Bible, man got his ideas from _____.
 - a. Other men
 - b. Angels
 - c. Themselves
 - d. The Holy Spirit
7. Who among the following wrote down the words of the Lord?
 - a. Moses
 - b. Adam
 - c. Eve
 - d. Abel
8. All Scripture was inspired by _____.
 - a. Man
 - b. God
 - c. Angels
 - d. Demons
9. What is the Bible essentially?
 - a. Stories
 - b. Fables
 - c. Truth
 - d. Myths
10. The Word of God is God-_____.
 - a. Breathed
 - b. Felt
 - c. Seen
 - d. Heard

Memory Verse

2 Timothy 3:16–17

“All Scripture is inspired by God and profitable for teaching, for reproof, for correction, for training in righteousness; so that the man of God may be adequate, equipped for every good work.”

Optional Games

Drawing Game

To play the drawing game you will need to type out what you want the kids to draw such as the main events in Genesis 1–5 on a piece of paper and cut them out individually.

Fold each slip of paper and place it in a zip-loc bag or a bowl.

Divide your class into two teams.

Have a child from Team 1 come up to the front of the class and draw out a slip of paper out of the bag. After he or she has picked out an event they will draw a sketch to depict what they have chosen on the whiteboard. Both teams watch as the child draws their sketch. When a child from either team thinks they know what is being drawn they may raise their hand and you call on the child whose hand you see first to answer. It can be a child from either team. If the answer is not guessed continue letting them guess until someone guesses the correct answer.

When the answer is guessed correctly, the team who answered the question receives 100 points for their team. Then, the teacher asks the student who guessed the drawing correctly a question that goes with that drawing. For example, if they were drawing the main event in Genesis 1 the teacher might ask, "WHEN did God create the heavens and the earth?" If the student answers the question correctly they receive another 100 points for their team for a total of 200 points. If they answer incorrectly, someone from the other team gets a chance to answer the question and receive 100 points for their team, with each team receiving 100 points.

After the points are given, it's Team 2's turn to pick a slip of paper out of the bag and draw the next event. Go back and forth with each team until each paper is picked and drawn on the whiteboard. You may want to reward the winning team with a treat like a small piece of candy, or a privilege.