




create. *yourself.*

FINE
LINE

CREATIVE
ARTS
CENTER

fall 2020



Basketry.....	15	Jewelry/Fine Metalwork.....	24
Blacksmithing.....	21	Knitting.....	11
Books and Papermaking.....	4	Lampwork.....	19
Collage.....	4	Membership.....	33
Design A Class.....	3	Metal Clay	29
Drawing.....	5	Painting	5
Dyeing.....	11	Photography	7
Enameling.....	28	Pottery.....	30
Fabric and Surface Design	10	Private Instruction	32
Facility Map.....	33	Registration	32
Felting.....	11	Sewing and Pattern Design	16
Fusing.....	17	Spinning	12
Glass Blowing.....	20	Upcoming Events.....	2
Guest Artist Workshops.....	3	Weaving.....	13
Jewelry	28		

Fine Line is for new and experienced adult art makers of all levels unless otherwise noted.

This program is partially funded by a grant from the Illinois Arts Council



From Our Director

Fall brings the beauty of fall color and crisp cool days perfect for inspiration! I hope as you look through this schedule you will be inspired to connect with Fine Line. I am not sure where the world will be in the pandemic crisis but am hopeful that we will be in a better situation. Please know that if you are not able to be on campus, we have online class options to spark your creativity.

Our Uncommon Threads team has been busy creating a new Very Uncommon Threads event – it will not be like last years event due to the virus and I’m hoping you will join us this year for a slightly different version of our signature event.


The Holiday Artisan Market will, I am sure, get a bit of a pandemic makeover for 2020, but it will still be a way to support local artists and find wonderful one of a kind hand crafted items.

Thank you for standing by us during this crazy year. We will come out of this on the other side thanks to your friendship, encouragement and support.

The Early Bird gets dollars off! That’s right – register for a Fall class or workshop (paid in full) from now until July 12, 2020 at midnight and mention “Early Bird” in the shop or use discount code, **clm** if you are a member and **eb** if you are not a member, in the shopping cart online and receive the early bird special pricing. Register for your favorite classes and take advantage of this special pricing!

Looking forward to seeing you here!

create. yourself.



Thank you to everyone that participated in our “What you are doing with your time off” posts. It was a really wonderful way to keep in touch during our closure. See more pictures from this initiative on the back cover.

Upcoming Events

August

31 Fall Classes Begin

September

5 - 7 Closed for Labor Day

11 Voices of the Midwest Opening Reception

October

8 Purely Abstract Opening Reception

18 Uncommon Threads

November

7 Color Power, Guest Artist Workshop

21 Joe Jencks Concert (tentatively)

26 - 29 Closed for Thanksgiving

December

5 - 12 Artisan Holiday Market

20 - Jan 3 Closed for Winter Break

January

4 Re-open

9 Exploration Day (tentatively)



office, gallery & shop hours

Mon – Sat, 10am – 5pm

classes

Mon – Thurs, 9am – 9pm

Fri & Sat, 9am – 5pm

Closed Sundays & Holidays

create. yourself.

Design A Class!

Want to take a class with us? Can't fit it into your schedule? Create your own class! Round up three or more friends that want to take the same class, come up with a short list of possible dates and times, and contact our Program Director, Jodi Younglove, jodi@fineline.org to discuss your options. Jodi will put together some options for you and before you know it, you will be in the classroom. Please note that we must have at least four students for this to run. Most classes can accommodate up to eight students.

So go ahead and let your inner creative juices flow! Gather your favorite friends, coworkers, or family members, and come enjoy a class that has been created just for you and your special group.

We are continuing to offer some online classes for Fall. Classes that have an online option are marked at the bottom of their description. Online classes are live, in real time and interactive. If you have questions about the online class option please contact Jodi at jodi@fineline.org.

The Early Bird gets dollars off!

That's right – register for a Fall class from now until July 12 to receive a discount.

In the shop – **Early Bird**

Online – use code during checkout

Member code (includes member and early bird discounts) – **clm**

Non-member code – **eb**

Guest Artist Workshops


COLOR POWER - WITH TIM BOTTS

Instructor: Tim Botts

Kavanagh Building

Painting Studio

We will begin exploring color through black and white studies in value contrast and density. Exercises with colored paper and color mixing will help us understand hues and color schemes. We will also make responses to various types of music with experimental marks on paper.



Opaque and transparent use of gouache, gradation through the letters, layering, and working dark and light on medium value paper will all be demonstrated along with opportunities to try each technique. A slide talk will illustrate color as a tool for a wide range of expressions. Knowledge of one writing style is recommended.

Saturday: November 7, 2020; 9 am - 4 pm

Class ID: 320310120

Class Price: \$145

*Member: \$120

Materials Fee: \$0



Classes

Books and Papermaking

HANDMADE JOURNALS AND SKETCHBOOKS

Instructor: Carol Kazwick
*Kavanagh Building
Surface Design Studio*

We will make two beautiful journals using beautiful hand screened Japanese papers and other wonderful papers. They will be constructed using hard board covers bound with a Japanese binding technique and make wonderful containers for your drawings and writings.

Saturday: September 12; 10 am - 2 pm

Class ID: 220311230

Class Price: \$70

***Member:** \$45

Materials Fee: \$25

Online class available



PAPERMAKING WITH NATURAL FIBERS

Instructor: Carol Kazwick
*Kavanagh Building
Surface Design Studio*

This class is a Fine Line autumn tradition and a favorite papermaking experience. We will collect various plants and flowers from around the barn and the prairie, process them, and use them to make beautiful and unique handmade paper.

Friday: October 16, Saturday October 17;

Fri: 10am - 12pm,

Sat: 10am - 3pm

Class ID: 220311090

Class Price: \$100

***Member:** \$75

Materials Fee: \$25



Collage

NO-FAIL COLLAGE

Instructor: Carol Kazwick
*Kavanagh Building
Surface Design Studio*

Get surprising and wonderful results using Jonaton Talbot's method of creating collages. Learn this technique of masking edges and a unique way of adhering materials. Each collage is guaranteed to be an exciting success.

Saturday: October 10; 10 am - 2 pm

Class ID: 220313020

Class Price: \$80

***Member:** \$55

Materials Fee: \$20



ASSEMBLEGE WITH CORNELL

Instructor: Carol Kazwick
*Kavanagh Building
Surface Design Studio*

Joseph Cornell is considered to be one of the most important, prolific and influential artists of the 20th century. In this class we will learn about his life and his amazing assemblages. His work will inspire us as we create our own assemblages full of personal meaning.

Fridays: October 23 - November 6; 1 pm - 4 pm

Class ID: 220313030

Class Price: \$115

***Member:** \$90

Materials Fee: \$40



Drawing

COLOR PENCIL

Instructor: Kimberly Mullarkey
*Kavanagh Building
Painting Studio*

Try an exciting and versatile medium - colored pencil. It's a great tool to explore color and express your creativity. We will focus on color theory, composition, and drawing skills. Along with demonstrations, class critiques will be held and time for individual help. This class is great for the beginner and those ready to go beyond! Supply list will be provided.

Thursdays: October 15 - November 19; 6 pm - 9 pm

Class ID: 220314220

Class Price: \$200

***Member:** \$175

Materials Fee: \$0



Painting

SECRETS OF PASTEL PAINTING

Instructor: Carol Zack
*Kavanagh Building
Painting Studio*

Pure Pigment! Direct Application, Easy Cleanup and Quality Presentation are hallmarks of this favorite Fine Line class. Bring your best soft pastels, or your best oil pastels (see supply list) with some photos to paint from and learn the classic process for building and creating pastel paintings. User friendly techniques provide a fast path to success. Instructor led critiques include best pastel practices for success. Award winning pastel artist Carol Zack provides an opportunity for beginners and advanced artists to mingle and share the rewards and challenges of pastel painting.

SESSION A

Mondays: August 31 - October 5 (no class Sept 7);

1 pm - 4 pm

Class ID: 220315580

SESSION B

Mondays: October 12 - November 9; 1 pm - 4 pm

Class ID: 220315650

SESSION C

Mondays: November 16 - December 14; 1 pm - 4 pm

Class ID: 220315090

Class Price: \$170

***Member:** \$145

Materials Fee: \$0



BEGINNING WATERCOLOR

Instructor: Molly Walsh-Lorenzi
**Kavanagh Building
Painting Studio**

Learn to paint with watercolor! Artist Molly Walsh-Lorenzini will teach you the basic steps how to paint with watercolor. You will learn how to sketch out your subject; color theory and mixing color; how to create depth in your painting; fun techniques and textures such as masking fluid, salt and tissue. Demonstrations and lots of painting time with one-on-one guidance.

Thursdays: September 17 - October 8; 1 pm - 4 pm

Class ID: 220314060

Class Price: \$140

***Member:** \$115

Materials Fee: \$0

Online class available



WATERCOLOR EXPLORATION I

Instructor: Gale Trausch
**Kavanagh Building
Painting Studio**

Join this class to find the fun and expression in watercolor painting! We will PLAY and Experiment with this paint as we learn about design, light and color. While you will love to save some of your experiments, our purpose is to learn about the medium without the stress of 'making a painting'. Please sign up and come to the first session before investing in all the supplies UNLESS you have your own wc supplies.

Wednesdays: September 9 - October 7; 1 pm - 4 pm

Class ID: 220314170

Class Price: \$170

***Member:** \$145

Materials Fee: \$15

Online class available



WATERCOLOR EXPLORATION II

Instructor: Gale Trausch
**Kavanagh Building
Painting Studio**

Although this class is a continuation of Watercolor Exploration, beginners are also welcome as we will review most of material. We will spend more time discovering color and color combinations, design and composition in order to begin painting our favorite things. We will begin to help you find your own personal style.

Wednesdays: October 21 - November 11; 1 pm - 4 pm

Class ID: 220314180

Class Price: \$140

***Member:** \$115

Materials Fee: \$15

Online class available



Photography

HOW PHOTOGRAPHY WORKS: CAMERAS, LENSES AND MORE EXPLAINED

Instructor: Gabriela Gubanovic
The Barn

2nd Floor Meeting Room

We take photos everyday - yet many of us don't know what actually happens when we press the button on our digital cameras. In this class, you will learn what happens inside of the camera every time you take a photo and the importance of lenses in the photographic process. Smartphone, bridge cameras, DSLR, or mirrorless - learn how your camera works, and how that can help you take better pictures.

Thursdays: September 12; 9:30 am - 12:30 pm

Class ID: 220316220

Class Price: \$70

***Member:** \$45

Materials Fee: \$0



IMPORTANT CAMERA SETTINGS EVERY PHOTOGRAPHER NEEDS TO KNOW

Instructor: Gabriela Gubanovic
The Barn

2nd Floor Meeting Room

Understanding how your camera works is one of the key elements to making beautiful images. In an interactive, hands-on lesson, we will cover important camera controls - such as light metering modes and focusing options - as well as discuss useful camera settings. This class will help you take control of your camera with ease and achieve your desired results.

Saturday: September 19; 9:30 am - 12:30 pm

Class ID: 220316900

Class Price: \$70

***Member:** \$45

Materials Fee: \$0



TAKE YOUR BEST SHOT

Instructor: Gabriela Gubanovic
The Barn

2nd Floor Meeting Room

Improve your photography by learning the elements of exposure. During this workshop, we will map out the key factors of exposure that will guide your decision-making process. You will learn how your camera takes photographs through aperture, shutter, and ISO. You will also learn about different semi-manual settings (A/Av, S/Tv, P & M), what they do, and when to use them. This class will help you understand photography and creatively select the best setting for making the photograph you want.

Saturday: September 26; 9:30 am - 12:30 pm

Class ID: 220316050

Class Price: \$70

***Member:** \$45

Materials Fee: \$0



PHOTOGRAPHY CRITIQUE

Instructor: Gabriela Gubanovic

The Barn

2nd Floor Meeting Room

Come in to show your images, receive feedback, and get constructive ideas to improve your photography. Presenting, reviewing, and analyzing photographs will help you sharpen your photographic eye and improve your photo judgment skills. This class will build your confidence as a photographer, help you shoot better photos and become a more insightful self-critic of your own work! This is an excellent opportunity to get feedback on specific skills learned in previous workshops, and develop as a photographer.

Saturdays: Sept 26, Oct 24, Nov 21, Dec 19; 1 pm - 4 pm

Class ID: 220316230

Class Price: \$145

*Member: \$120

Materials Fee: \$0



LEARNING TO SEE CREATIVELY

Instructor: Gabriela Gubanovic

The Barn

2nd Floor Meeting Room

In this creative photography workshop you will explore the concepts of composition and examine the elements of design. Through different exercises you will develop your unique artistic way of seeing and use your creative energy to make amazing images.

Saturday: October 3;

9:30 am - 12:30 pm

Class ID: 220311530

Class Price: \$70

*Member: \$45

Materials Fee: \$0



HOW TO DEVELOP YOUR PHOTOGRAPHY STYLE

Instructor: Gabriela Gubanovic

The Barn

2nd Floor Meeting Room

Finding your style is one of the most difficult and time-consuming aspects of photography. It takes photographers years of creating images to discover their own unique photographic style. Regardless of where you are in your photography journey, there are a few things you can do to find your style and creative voice as you take or edit your photos. This class is created to help you begin to discover your artistic style right now!

Saturday: October 10; 9:30 am - 12:30 pm

Class ID: 220316280

Class Price: \$70

*Member: \$45

Materials Fee: \$0



EXPLORING DIFFERENT TYPES OF PHOTOGRAPHY

Instructor: Gabriela Gubanovic

The Barn

2nd Floor Meeting Room

Exploring photography styles is a great way to develop your skills while challenging yourself to change your point of view. In this class we will review three popular photography genres - product, still life and macro - to excite and inspire you and offer some tips for how you can start exploring each of these photographic modes.

Saturday: October 17; 9:30 am - 12:30 pm

Class ID: 220316300

Class Price: \$70

*Member: \$45

Materials Fee: \$0



DIGITAL BLACK AND WHITE PHOTOGRAPHY

Instructor: Gabriela Gubanovic

The Barn

2nd Floor Meeting Room

Black and white photography is an art form that has an ability to transport us into a different state of mind. B&W photography captures not just the surface beauty of your subject but its soul, and records it in a photo that is thought provoking and timeless. In this digital photography workshop you will learn how to visualize and capture monochrome scenes and how to post-process black and white images to create better photographs.


Saturday: October 24; 9:30 am - 12:30 pm

Class ID: 220316290

Class Price: \$70

*Member: \$45

Materials Fee: \$0



SEEING AND USING LIGHT

Instructor: Gabriela Gubanovic

The Barn

2nd Floor Meeting Room

In photography, how you use light is often more important than the subject or location. This is because without the proper use of light, you can ruin the shot, even with the amazing-looking subject! In this workshop, we are going to break down the understanding of light. Once you understand the basic concepts, you will see the light and improve the quality in your photographs.

Saturday: November 7; 9:30 am - 12:30 pm

Class ID: 220316250

Class Price: \$70

*Member: \$45

Materials Fee: \$0



OFF CAMERA FLASH

Instructor: Gabriela Gubanovic

The Barn

2nd Floor Meeting Room

External flash, also known brand-wise as a "speedlight", is an important tool for many photographers. It provides additional light when conditions become too dark, allows you to achieve more balanced exposures in daylight and permits the freezing of fast-moving subjects. If you have one or would like to purchase one, join the class to learn all about them.

Saturday: November 14; 9:30 am - 12:30 pm

Class ID: 220316270

Class Price: \$70

*Member: \$45

Materials Fee: \$0



STUDIO LIGHTING

Instructor: Gabriela Gubanovic

The Barn

2nd Floor Meeting Room

If you need product photographs for your website, Etsy or would like to apply to art shows, this course will walk you through all the basics. You will learn the fundamentals of studio lighting and how to get the highest quality image from the least amount of equipment using your off camera flash or DIY lighting gear and modifiers.

Saturday: November 21; 9:30 am - 12:30 pm

Class ID: 220316240

Class Price: \$70

*Member: \$45

Materials Fee: \$0



BASIC PHOTO EDITING

Instructor: Gabriela Gubanovic
The Barn

2nd Floor Meeting Room

Editing photographs is not a new thing; photographers have long used a number of different methods to enhance their photos. Professional photographers know post-processing can enhance the beautiful features they captured. Through guided demonstrations, students will learn the key adjustment tools for retouching images within their editing software and how to save them for future use.

Saturday: December 5; 9:30 am - 12:30 pm

Class ID: 220316500

Class Price: \$70

*Member: \$45

Materials Fee: \$0



SMARTPHONE PHOTOGRAPHY

Instructor: Gabriela Gubanovic
The Barn

2nd Floor Meeting Room

Smartphones give us the ability to capture and share photos with a camera that we carry with us every day. During this course you will gain the skills and knowledge to produce high quality, creative images that will take your photographs to a whole new level.

Saturday: December 19; 9:30 am - 12:30 pm

Class ID: 220316040

Class Price: \$70

*Member: \$45

Materials Fee: \$0



Fabric and Surface Design

OPEN WORKSHOP THERMOFAX SCREEN PRINTING

Instructor: Susan Infante

Kavanagh Building

Surface Design Studio

Open workshop for the curious, inexperienced, or practiced thermofax student. You'll learn proper printing techniques using thermofax screens and textile paints. We will discuss designs from clipart, script, and your own original black/white artwork. Designs are burned onto screens in seconds and prepared to print within a few minutes. You take home the samples you make in class, one squeegee, one half frame, and two screens burned with your choice of artwork. Other frame sizes and screens are available for purchase.

Wednesday: September 23; 10 am - 1 pm

Class ID: 220322150

Class Price: \$70

*Member: \$45

Materials Fee: \$10



Dyeing

WARP PAINTING

Instructor: Heather Winslow

Kavanagh Building

Surface Design Studio

Imagine enjoying the beauty, spontaneity, and satisfaction of weaving fabric in which colors are not confined to warp and/or weft stripes. To accomplish this you will stretch out your protein (wool or silk) scarf warp and "paint" it with acid dyes in whatever colors appeal to you. Use a picture or natural object to help you determine a colorway if desired. You will have the day to "paint" a previously prepared warp. At home choose a compatible color for your weft and savor every changing nuance of color as the warp and weft interact in a spontaneous array of hues and values as you weave.

Saturday: November 7; 9:30 am - 4:30 pm

Class ID: 220323050

Class Price: \$95

*Member: \$70

Materials Fee: \$15



Felting

INTRODUCTION TO NUNO FELTING - CREATE A SCARF!

Instructor: Cynthia Boudreau

Kavanagh Building

Surface Design Studio

Come create a lovely nuno felted scarf on hand dyed silk chiffon. Instructor will bring pre shibori dyed silk scarves for you to choose your favorite color palette, and all merino wool and other fiber embellishments so you will leave with a gorgeous one of a kind creation.

Saturday: November 14; 12 pm - 4 pm

Class ID: 220324480

Class Price: \$85

*Member: \$60

Materials Fee: \$25



FELT AND STITCH!

Instructor: Cynthia Boudreau
Kavanagh Building

Surface Design Studio

Come learn wet felting while you create a beautiful landscape, floral arrangement or nature inspired piece. The first class will be the creation of the felted piece from start to finish. On the second day, you will free motion stitch accents and/or hand stitch accents. Second day requires you bring your sewing machine for the free motion stitching. Instructor provides all the felting materials and hand stitching embroidery thread & machine stitching thread.

Friday and Saturday:

November 20, 21;

Friday: 10am - 4pm;

Saturday: 12pm - 3pm

Class ID: 220324520

Class Price: \$110

*Member: \$85

Materials Fee: \$35



Knitting

MACHINE KNITTING - ABOVE AND BEYOND

Instructor: Connie Blieszner

The Barn

Fiber Studio

This class is for intermediate/advanced machine knitters who want to expand their skills. Students should bring to class a project on which they want instructor assistance. Students will have access to knitting machines in class, including standard, mid and bulky gauge knitting machines with manual, punch card and electronic patterning capability.

Thursdays: Sept 10, 24; Oct 8, 22;

Nov 5, 19; 10am - 12pm

Class ID: 220325070

Class Price: \$140

*Member: \$115

Materials Fee: \$0



MITTENS ON A KNITTING MACHINE

Instructor: Connie Blieszner

The Barn

Fiber Studio

Come knit (almost) seamless mittens to keep your fingers warm this winter. The instructor will provide a pattern and students will knit their first pair of mittens in class. Students will learn circular knitting techniques including shaping while knitting in the round. This class is for students with basic machine knitting skills, including knitting with a ribber.

Thursdays: September 22 - October 6; 10 am - 1 pm

Class ID: 220325450

Class Price: \$115

***Member: \$90**

Materials Fee: \$5



KNITTING BRIOCHE ON A KNITTING BOARD

Instructor: Connie Blieszner

The Barn

Fiber Studio

Brioche stitch is a popular stitch structure, usually knit on needles. The knitting board, or rectangular loom, is ideally suited to knitting plain brioche. In this class, students will learn to knit 2 color brioche on a knitting board and make scarves with different colors on each side. No previous knitting board experience is necessary. Casting on and binding off with the knitting board will also be taught. The month between classes is time for knitting. If there are questions on equipment and materials needed, please e-mail the instructor at knittingmachines@fineline.org.

Wednesdays: October 14, November 11; 10 am - 1 pm

Class ID: 220325010

Class Price: \$95

***Member: \$70**

Materials Fee: \$3



Spinning

SPINNING SILK AND LUXURY FIBERS

Instructor: Heather Winslow

The Barn

Fiber Studio

This class will allow you to immerse yourself in the world of sumptuous silk. You will be introduced to the life cycle of the silk worm and the properties of the luxurious fiber it produces. You will learn how to spin silk in its many forms from silk caps to bricks to noils. You will experiment with combining silk with luxury fibers for added interest. You must be able to spin to take this class.

Friday: October 16; 10 am - 4 pm

Class ID: 220326020

Class Price: \$95

***Member: \$70**

Materials Fee: \$25



Weaving

WEAVING I - INTRO TO WEAVING

Instructor: Michele O'Reilly

The Barn

Winslow Weaving Studio

Try your hand at Weaving by completing your first project of a Scarf in just 2 full days. You will choose your fiber of Wool, Cotton or Bamboo; then wind the warp, dress the loom, and weave your scarf. This class will give you a complete taste of the weaving process.

Prerequisite: None

Next suggested Class: Log Cabin / Beginning Weaving / Beyond Beginning Weaving / Weaving Fundamentals II- Twills

SESSION A

Saturdays: September 19, 26; 9 am - 5 pm

Class ID: 220327140

SESSION B


Saturdays: October 31, November 7; 9 am - 5 pm

Class ID: 220327300

Class Price: \$185

***Member: \$160**

Materials Fee: \$28



BEYOND BEGINNING WEAVING

Instructor: Robin Schoenburg

The Barn

Winslow Weaving Studio

This class is for weavers who have taken a beginning weaving class where they have wound a warp and dressed a loom and are ready to learn more. Each class will have a 15 to 20 minute lecture or demonstration on different topics addressed in weaving. The first class each student will plan a project and choose suitable materials which they will then purchase. The following classes, the students will work on their individual projects. Students must have completed Introduction to Weaving or Beginning Weaving, the Lengthened Approach.

Tues, Thurs: September 22 - October 15; 6 pm - 9 pm

Class ID: 220325270

Class Price: \$245

***Member: \$220**

Materials Fee: \$0



RIGID HEDDLE WEAVING

Instructor: Robin Schoenburg

The Barn

Winslow Weaving Studio

Weave a one of a kind scarf while learning to weave on the user friendly rigid heddle loom. You will learn how to thread the loom, weave and finish your handwoven scarf. The first class session we will determine what yarn from your collection of leftovers and odd skeins will work best for your scarf or I can help you select appropriate yarns from our shop. Smoother sport weight to worsted weight yarn is best. Bring to class, scissors, tape measure, smooth medium weight yarn.

Tuesday - Thursday: October 20 - 22; 1 pm - 4 pm

Class ID: 220327310

Class Price: \$115

***Member: \$90**

Materials Fee: \$0

Online class available



TWILL - INTRODUCTION TO THE QUEEN OF WEAVES

Instructor: Heather Winslow
The Barn
Winslow Weaving Studio

Twills are the second most common weave structure and should be the second (after plain weave - the king) interlacement learned. Twills are incredibly diverse and versatile and could be woven for the rest of the weaver's career. This class is an introduction to the building blocks of twill so you can analyze existing twills and begin to consider designing your own. This is a good class to take after Introduction to Weaving or as a refresher if you haven't woven for awhile. Pre-requisite - have set up a loom at least once.

Saturdays: Oct 17, 24; 9 am - 5 pm

Class ID: 220327090

Class Price: \$180

***Member:** \$155

Materials Fee: \$0



ADVANCED TWILL THEORY/ GAMP

Instructor: Heather Winslow
The Barn
Winslow Weaving Studio

Twills are one of the most common and revered weave structures and provide the building blocks for several other structures such as overshot and crackle. Twills are incredibly diverse and versatile. We will analyze twill structure to see how it works on 8 shafts so you can design your own if desired. You might consider doing a twill gamp in class for maximum variety and samples.


Tuesday - Thursday: November 3 - 5; 9 am - 4 pm

Class ID: 220327930

Class Price: \$215

***Member:** \$190

Materials Fee: \$0



LEARNING TO WEAVE, THE LENGTHENED APPROACH

Instructor: Beth Duncan
The Barn
Winslow Weaving Studio

Learning to weave, the lengthened approach allows you to use the week to submerge yourself in the weaving process. You will learn how to measure the warp, dress the loom, and weave. As the week progresses, learn more techniques, history and why weaving is an incredible and exciting craft.

Monday - Friday: November 16 - 20; 9:30 am - 4:30 pm

Class ID: 220327920

Class Price: \$325

***Member:** \$300

Materials Fee: Depends on project chosen



EXPLORE DOBBY LOOM WEAVING - WEDNESDAYS

Instructor: Jennifer Chou
The Barn
Winslow Weaving Studio

Are you curious about weaving on a Dobby loom but don't know where to start? This class will briefly explain the difference between treadle loom and Dobby loom. Students will weave a yard of fabric on a Louet 32 shaft Electronic Dobby loom. Instructor will pre-warp the loom using 8/2 cotton. There are plenty of designs to choose from. This class is offered on every Wednesday during FineLine's open hour (10am-5pm). Please specify the date/time that you'll prefer to take the class and also allows 4 hours of the day to weave. Class fee includes material for Warp & Weft.

Any Wednesday; Time/ date To Be Arranged

Class ID: 220327820

Class Price: \$45

Materials Fee: Can purchase materials in the Fine Line shop



Basketry

GARDEN GATHERING BASKET

Instructor: Ellen Phillips
Kavanagh Building
Surface Design Studio

Make a beautiful basket to gather flowers or vegetables from the garden, approximately 20 X 12 X 4", with a wooden handle incorporated into the base and sides. Begin with the basic layout and weaving structure, how to start and stop rows as well as rim lashing. You may also add your own texture using different size weaves. This is for all skill levels.

Saturday: September 26; 10 am - 4 pm

Class ID: 220328040

Class Price: \$100

***Member:** \$75

Materials Fee: \$18

Online class available



MARKET TOTE BASKET

Instructor: Ellen Phillips
Kavanagh Building
Painting Studio

A tote basket with shaker tape handles. Great to use at the farmers market. Also makes a great gift!

Saturday: October

10; 10 am - 4 pm

Class ID: 220328050

Class Price: \$100

***Member:** \$75

Materials Fee: \$18

Online class available



ARROWS TWILL BASKET

Instructor: Ellen Phillips
*The Barn
Fiber Studio*

Here's to a challenge that is easily accomplished. Aim for this twill base and twill weave structure. We'll use contrasting color for a big statement. I'll provide a grid to follow that will assist the process. Some basic weaving skills are helpful. Basket is approximately 7X10".

Saturday: November 21; 10 am - 4 pm

Class ID: 220328210

Class Price: \$100

***Member:** \$75

Materials Fee: \$25



GLOVE BASKET

Instructor: Ellen Phillips
*Kavanagh Building
Surface Design Studio*

Create a beautiful basket that hangs on a hook for your winter gloves and hats. Teens and All levels welcome. Learn how to weave a solid base and weave the sides in a start and stop pattern. Add an lovely accent to the front side with cane, finish with a lashed rim.

Saturday: December 12; 10 am - 4 pm

Class ID: 220328020

Class Price: \$100

***Member:** \$75

Materials Fee: \$15



Sewing and Pattern Design

INTRODUCTION TO PATTERNMAKING

Instructor: Cara Buono
*Kavanagh Building
Surface Design Studio*

Patternmaking is essential to learning how garments are created and put together, what is possible and what is not when it comes to designing a garment. This course is an introduction to flat patternmaking methods and concepts including drafting and fitting basic full scale slopers on a dress form (skirt, bodice and sleeve), slash and pivot transfer methods for dart manipulation, and skirt variations (basic flare, drop waist, panel and gore). Students will apply learned skills using a quarter scale block set.

Tuesdays: September 15 - November 17; 10 am - 1 pm

Class ID: 220329060

Class Price: \$280

***Member:** \$255

Materials Fee: \$5



EXPLORING THE TR METHOD OF PATTERN DESIGN

Instructor: Cara Buono
*Kavanagh Building
Surface Design Studio*

"TR (Transformational Reconstruction) is a method of pattern design that allows creative shaping and effects to be built into the cut of the garment as the pattern is developed... fabric (is treated) as if it was another medium, as substance that flows around the body or freezes parts in fantastical shapes, all the while keeping the structure of the basic garment functional for wearing." (Shingo Sato) Students will learn about this unique method of pattern development and will create an original garment design, a working pattern and a fabric sample.

Thursdays: November 12, 19, Dec 3, 10; 10 am - 1 pm

Class ID: 220329050

Class Price: \$140

***Member:** \$115

Materials Fee: \$5



Fusing

CREATING FUSED GLASS PATTERNS: FORM AND FLOW

Instructor: Amy Simpson
*Kavanagh Building
Ljung Glass Studio*

Create complex designs in kiln formed glass with the integration of pattern bars. Explore glass flow and learn how to harness it. In addition to learning how to cut their bars, students will learn construction options and kiln preparation and damming. After creating several types of pattern bars, students will be able to assemble and fire a unique piece. Additional projects may be made as time and materials allow. While prior glass cutting and fusing experience would be beneficial, it is not required.

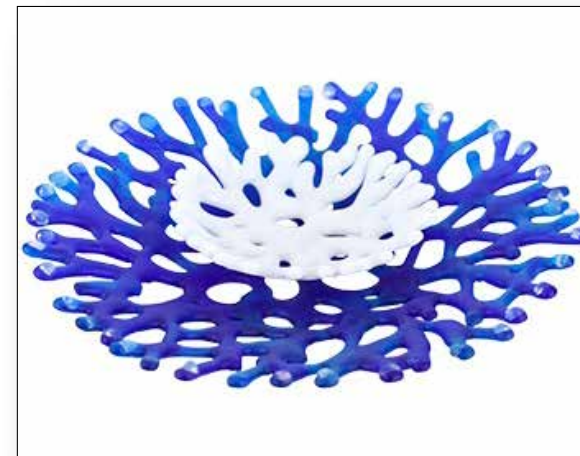
Tuesdays: September 1 - 29; 10 am - 1:30 pm

Class ID: 220333180

Class Price: \$245

***Member:** \$220

Materials Fee: \$75



FUSED GLASS BEGINNING AND BEYOND

Instructor: Amy Simpson
*Kavanagh Building
Ljung Glass Studio*

Open to the beginning and intermediate fuser, a good foundation in glass fusing is essential. Basic fusing concepts such as cutting and construction, how glass behaves at different temperatures, and firing schedules are among the topics to be covered. Beginning students will make test tiles and a panel requiring multiple firings. Additional projects will be made as time and materials allow. Experienced students may work at their own pace, choosing to participate in the weekly demonstrations and projects, or to work as though this class were an extended open lab.

Wednesdays: September 2 - 30; 6 pm - 9 pm

Class ID: 220332250

Class Price: \$215

***Member:** \$190

Materials Fee: \$70



FUSED GLASS: DEALER'S CHOICE

Instructor: Amy Simpson
*Kavanagh Building
Ljung Glass Studio*

Open to the beginning and intermediate fuser, this class is a collection of individual techniques designed to get you excited about fused glass.

Shhh...each technique is a surprise until the beginning of class! Do expect a tantalizing array of subjects such as woven glass and sparkling iridized glass combinations. Each technique will be accessible to all skill levels, so those without any fusing experience are welcome to a good time. Those with experience will be challenged and intrigued at discovering another facet of fused glass intrigue.

Mondays: October 5 - November 2; 10 am - 1:30 pm

Class ID: 220332330

Class Price: \$245

***Member:** \$220

Materials Fee: \$70



FALL FLOWER FUSION

Instructor: Amy Simpson
Kavanagh Building
Ljung Glass Studio

Have fun with this easy method of blending glass powders. Learn how to utilize multiple sizes of frits in combination with your custom mixtures to create a set of three garden stakes and one bowl. This process is highly addicting and easy enough for anyone to enjoy. No fusing or glass cutting experience is required.

Wednesdays: October 14, 21; 10 am - 1:30 pm

Class ID: 220332230

Class Price: \$120

***Member:** \$95

Materials Fee: \$30



OPEN LAB SUPER-SIZED

Instructor: Amy Simpson
Kavanagh Building
Ljung Glass Studio

Looking to finish off accumulated projects? Need the assistance of an experienced fused glass instructor to facilitate special projects? This lengthy open lab is access to the glass room! You may also choose what new project you wish to work on and the instructor will help guide you through its process for an individualized, mini-class. The small materials fee allows the student access to the Fine Line's collection of scrap glass, frits, and equipment. Materials for custom projects to be provided by the individual student.

Tuesdays: November 10 - December 15; 10 am - 2 pm

Class ID: 220332600

Class Price: \$315

***Member:** \$290

Materials Fee: \$20



FUSED GLASS ORNAMENTS

Instructor: Amy Simpson
Kavanagh Building
Ljung Glass Studio

Create your own sparkling holiday ornaments that will make your home, windows, or Christmas tree glisten! Choose from several designs to make 4 ornaments, or bring your creativity and style your own. After cutting and piecing together your designs from fusible glass, your ornaments will be fired in a kiln and ready for pick up 7 days after the class. This is a great class for a beginner.

SESSION A

Wednesday: November 18; 6 pm - 9 pm

Class ID: 220332320

SESSION B

Saturday: December 12; 9 am - 12 pm

Class ID: 220334060

Class Price: \$75

***Member:** \$50

Materials Fee: \$20



Lampwork

INTRODUCTION TO LAMPWORK GLASS BEADMAKING - THE THREE HOUR TOUR

Instructor: Victoria Belz
Kavanagh Building
Ljung Glass studio

Experience your first step with this exciting medium and you might just get hooked! This is an introductory "tour" of lampwork beadmaking. You will learn to make lampworked glass beads using the Venetian technique of layering molten glass on a steel rod to form a glass bead. There will be a brief discussion on safety, tools and technique followed by a demonstration. Students will have time to explore manipulating the glass to create one of a kind handmade glass beads with the guidance of the instructor.

SESSION A

Saturday: September 15; 1 pm - 4 pm

Class ID: 220333090

SESSION B

Saturday: October 10; 1 pm - 4 pm

Class ID: 220333440

Class Price: \$70

***Member:** \$45

Materials Fee: \$15



BASICS AND BEYOND: LAMPWORK GLASS

BEADMAKING, THE NEXT STEP

Instructor: Victoria Belz
Kavanagh Building
Ljung Glass Studio

Take a deeper exploration into molten glass. In this six-segment class, you will learn to make lampworked glass beads using the Venetian technique of layering molten glass on a rod. We will learn the basic skills used to manipulate glass and concentrate on cultivating a mastery of those skills. Students will learn basic bead shapes, layering of glass, dots, basic flower designs, frit (the use and making of), stringer pulling and how to make and pull twisty canes. It is recommended that students attend Intro to Glass Beadmaking class, but it is not a requirement. This class can be repeated.

SESSION A

Tuesdays: September 15 - October 20; 6 pm - 9 pm

Class ID: 220333110

SESSION B

Tuesdays: November 3 - December 8; 6 pm - 9 pm

Class ID: 220333300

SESSION C

Thursdays: September 17 - October 22; 10 am - 1 pm

Class ID: 220333310

Class Price: \$220

***Member:** \$195

Materials Fee: \$30



MAKING JEWELRY WITH YOUR HANDMADE GLASS BEADS

Instructor: Allison Johnson
*Kavanagh Building
Ljung Glass Studio*

You love to make glass beads at the torch and have accumulated a nice collection of these colorful and decorative objects. Now what will you do with your lovely beads? Join this workshop and learn several basic techniques to transform your glass beads into jewelry that you wear. Design a fully beaded necklace and bracelet with accent beads and a secure and functional clasp. Create a pair of earrings with a matching set of beads. Turn your favorite glass bead into a pendant that suspends from a delicate chain necklace. Learn to use crimps, headpins, jump rings, and simple wire working techniques to complete your jewelry designs in functional and well-crafted way. High quality findings including sterling silver wires and earring hooks will be used in each jewelry design.

SESSION A

Saturday: September 12; 1 pm - 4 pm
Class ID: 220333550

SESSION C

Saturday: November 14; 1 pm - 4 pm
Class ID: 220333060

SESSION D

Saturday: December 12; 1 pm - 4 pm
Class ID: 220333600

Class Price: \$70

***Member: \$45**

Materials Fee: \$30



Glass Blowing

INTRODUCTION TO GLASSBLOWING

Instructor: Alan Shontz
Shontz Glass Blowing Studio

In each session students will learn about the glass studio, its equipment, the tools used and the basics of glassblowing. Each student will have the opportunity to create their own piece of glass art with the assistance of the instructor from one of the following forms: a paperweight, a small vase, a stemless wine glass or a rocks glass. Pieces will be available for pickup a minimum of 48 hours following completion of the class.

Please call shop for available dates and times

Class ID: 220335100

Class Price: \$115

***Member: \$90**

Materials Fee: \$15



Blacksmithing

BASIC IRON FORGING AND BLACKSMITHING

Instructor: Dan Caldwell
Blacksmithing Studio

Learn the fine art of forge welding and techniques of blacksmithing. This workshop will explore different types of metal-working processes used to produce decorative and functional items in iron and copper. Some possible projects will include S hooks, metal punches or letter opener. NOTE: This class is a prerequisite for all other blacksmithing and knife making classes. This is a 1 day class. All other sessions are the same class offered at different times.

SESSION A

Friday: September 4; 9 am - 12 pm

Class ID: 220341230

SESSION B

Friday: September 18; 9 am - 12 pm

Class ID: 220341150

SESSION C

Saturday: September 19; 9 am - 12 pm

Class ID: 220341020

SESSION D

Thursday: September 3; 9 am - 12 pm

Class ID: 220341100

Class Price: \$70

***Member: \$45**

Materials Fee: \$20



IRON FORGING CONTINUING BLACKSMITHING

Instructor: Dan Caldwell
Blacksmithing Studio

In this class we will continue to refine metal working and forging skills while working on projects. Class projects include, but aren't limited to, candle holder, railroad spike knife, barbecue utensils and punches/chisels. This class is designed to help students with a basic skill level improve, it's also recommended for former students who's skills are rusty, get back into the groove. (Basic Iron Forging is a prerequisite, or consent of instructor.)

SESSION A

Friday: September 4; 1 pm - 5 pm

Class ID: 220341190

SESSION B

Friday: September 18; 1 pm - 5 pm

Class ID: 220341140

SESSION C

Saturday: September 19; 1 pm - 5 pm

Class ID: 220341170

SESSION D

Thursday: September 3; 1 pm - 5 pm

Class ID: 220341350

Class Price: \$85

***Member: \$60**

Materials Fee: \$25



BLACKSMITH TOOL MAKING & FORGING

Instructor: Dan Caldwell
Blacksmithing Studio

Learn to make and forge your own tools, as well as heat-treating processes and tool steels. In this workshop, we will explore different forging processes used to produce functional tools. This class requires hammering and other vigorous physical activity. Only adults with good wrist, arm, shoulder, leg and hand/eye function should attend. Very long hair should be braided or worn back in a ponytail. Must have taken Beginning Blacksmithing before signing up for this class.

Friday, Saturday: September 25, 26; 9 am - 5 pm

Class ID: 220341030

Class Price: \$205

*Member: \$180

Materials Fee: \$45



KNIFE FORGING

Instructor: Dan Caldwell
Blacksmithing Studio

In this class you will make a knife with decorative exotic wood or antler handle. We will forge weld patterned Damascus blades as well as study traditional Japanese blade forging/heat treatment. This class is designed to be challenging to the intermediate and advanced Blacksmith/Bladesmith. Learn the basic tools and techniques used in bladesmithing and handle work in this 3 week class. We will explore different types of processes used to produce functional knives. We will have many different exotic woods and other materials available for purchase like brass, copper and nickel silver. Prerequisites: Prior blacksmithing, knife/metal forging, or jewelry classes or the instructor's consent. Must be 18 years or older. This class requires physical activity. Only people with good wrist, arm and leg function should attend.

Fridays and Saturdays: October 2, 3, 9, 10; 9 am - 5 pm

Class ID: 220341220

Class Price: \$345

*Member: \$320

Materials Fee: \$50



WELDING FOR THE ARTIST OR HOBBYIST

Instructor: Dan Caldwell
Blacksmithing Studio

Learn the basic tools and techniques of welding and torch cutting, using MIG, Stick and OX Propane torches. In this two day class we will explore different types of fastening processes used to produce decorative and functional items. We will be mostly concentrating on learning the processes of welding-brazing, silver solder and riveting. This class requires some physical activity. Only people with good wrist, arm and leg function should attend.

Friday and Saturday: October 16, 17; 9 am - 4 pm

Class ID: 220341210

Class Price: \$180

*Member: \$155

Materials Fee: \$25



FORGED HINGES, HANDLES AND HARDWARE

Instructor: Dan Caldwell
Blacksmithing Studio

Ever wanted to learn to make hinges, handles, latches and other closure hardware for cabinets or chests? In this 2 day class we will be exploring the historical processes to produce blacksmith style hardware. This class will be fun and interesting for the advanced beginner, intermediate as well as the experienced blacksmith. Beginning Blacksmithing is required for this class.

Friday, Saturday:

October 30, 31; 9 am - 5 pm

Class ID: 220341280

Class Price: \$205

*Member: \$180

Materials Fee: \$30



BLACKSMITH FORGE WELDING WORKSHOP

Instructor: Dan Caldwell
Blacksmithing Studio

This class will be helpful to the upper level beginning to intermediate student. We will be focusing on doing forge welding using the coal forge as it relates to ornamental iron work. The class project will be an basket handle fireplace poker requiring several different kinds of forge welding. Prerequisites: Basic Iron forging and one other recent Blacksmithing class or instructor's consent. (Limit 4 students)

Friday, Saturday: November 6, 7; 9 am - 5 pm

Class ID: 220341130

Class Price: \$205

*Member: \$180

Materials Fee: \$45



VIKING AXE FORGING

Instructor: Dan Caldwell
Blacksmithing Studio

Come make a Viking Belt Ax with a decorative functional wood handle. We will forge weld the ax blade and study traditional forging/heat treatment. This 2 day class is designed to be challenging to the intermediate and advanced blacksmith/bladesmith. Learn the basic tools and techniques used in AX forging and handle work. Some attention will be given to various Viking carving motifs used to decorate the wood handle. We will explore different types of processes used to produce functional historic axes such as the pole, tomahawk/throwing and boarding ax. Prerequisites: Prior blacksmithing, knife/metal forging classes or the instructor's consent. Must be 18 years or older. This class requires physical activity. Only people with good wrist, arm and leg function should attend. Note: If your forging skills are rusty or it's been a while since your last blacksmithing class or practice, I recommend you take one of the forging classes prior to this class.

Friday and Saturday: November 20, 21; 9 am - 5 pm

Class ID: 220341240

Class Price: \$205

*Member: \$180

Materials Fee: \$35



LEATHER SHEATH MAKING

Instructor: Dan Caldwell
**Kavanagh Building
Surface Design Studio**

In this class you will learn the skills of how to make a nice and professional looking sheath for your fixed blade knife that you can be proud of. We will concentrate on the form, layout as well as tooling designs, stitching, dyeing and finishing of the leather. Tools, snaps and heavy leather will be provided for a knife with up to a 7" blade.

Tuesday, Wednesday:

December 1, 2; 6 pm - 9 pm

Class ID: 220341270

Class Price: \$105

*Member: \$80

Materials Fee: \$35



Jewelry / Fine Metalwork

METALSMITHING AND JEWELRY - ALL LEVELS

Instructor: Neil Anderson

Kavanagh Building

Jewelry Studio

Students will learn and use basic through advanced techniques and processes to create unique one-of-a-kind, as well as other metal objects of interest and functionality, all utilizing strong design principles and aesthetic. Advanced students can continue to explore previous or new areas of interest. New, beginning students will learn basic techniques to create a fabricated Sterling Silver band ring, leading to other projects using learned skills. We have capabilities to cut, texturize, form, forge, join, (solder or cold connections), and cast objects in metal. If you do not have your own tools, individual tool kits will be available for a rental fee of \$15.

SESSION A

Tuesdays: September 8 - October 6; 6 pm - 9 pm

Class ID: 220342160

SESSION B

Tuesdays: October 13 - November 10; 6 pm - 9 pm

Class ID: 220342480

SESSION C

Tuesdays: November 17 - December 15; 6 pm - 9 pm

Class ID: 220342520

Class Price: \$200

***Member:** \$175

Materials Fee: *Materials will be purchased in class*



DESIGN AND BUILD IT - JEWELRY!

Instructor: Claudia Engel-Rush

Kavanagh Building

Jewelry Studio

This class explores different techniques in jewelry making. Work with silver, copper or other raw materials to bring your ideas to life! You will be able to work with multiple techniques, some examples are: etching, lost wax casting, fabrication, stone setting and much more. Not everything can be covered in this session, but is available. This is open to ALL skill levels. If you do not have your own tools, individual tool kits will be available for a rental fee of \$15.

SESSION A

Thursdays: September 10 - October 22;

1:30 pm - 4:30 pm

Class ID: 220342330

SESSION B

Thursdays: September 10 - October 22;

6 pm - 9 pm

Class ID: 220342340

SESSION C

Thursdays: Oct 29 - Dec 17 (no class Nov 26);

1:30 pm - 4:30 pm

Class ID: 220342350

SESSION D

Thursdays: Oct 29 - Dec 17 (no class Nov 26);

6 pm - 9 pm

Class ID: 220342360

Class Price: \$260

***Member:** \$235

Materials Fee: *Materials will be purchased in class*



WING IT EARRINGS

Instructor: Nancy Krahn

Kavanagh Building

Jewelry Studio

I've designed the "Wing it" earrings to introduce the concept of balance and movement in jewelry. Learn to think about jewelry as a 3d sculptural moving form. Hand fabricating techniques are employed. Hone your existing fabricating skills or be introduced to these techniques. We will be using hand tools, including a jeweler's saw, disc cutter, shears, flex shaft, polishing machine and a little torch work. Precision measuring and drilling takes patience, to create the correct balance for this bird to take flight! If you do not have your own tools, individual tool kits will be available for a rental fee of \$15.

SESSION A

Tuesdays: September 1 - October 6; 9 am - 12 pm

Class ID: 220342610

SESSION B

Wednesdays: September 2 - October 7; 1 pm - 4 pm

Class ID: 220342680

SESSION C

Tuesdays: October 13 - November 17; 1 pm - 4 pm

Class ID: 220342690

SESSION D

Wednesdays: October 14 - November 18; 6 pm - 9 pm

Class ID: 220342700

Class Price: \$235

***Member:** \$210

Materials Fee: \$30



HOLLOW FORM BEADS

Instructor: Nancy Krahn

Kavanagh Building

Jewelry Studio

This class is about hollow form beads. Consideration unique to hollow form pieces, is the design needs to incorporate vents to allow hot air to escape while soldering. These vents will be in the form of pierced design elements. We will be starting with a flat sheet of silver, cutting and forming discs, learning to saw pierce designs in the surface, and soldering the two halves together. Materials include enough silver to make a single bead up to 1-1/4" diameter, or multiple smaller beads -time permitting. Beads shown are about 5/8" diameter. If you do not have your own tools, individual tool kits will be available for a rental fee of \$15.

SESSION A

Wednesdays: September 2 - October 7; 9 am - 12 pm

Class ID: 220342540

SESSION B

Wednesdays: September 2 - October 7; 6 pm - 9 pm

Class ID: 220342550

SESSION C

Mondays: September 21 - October 26; 1 pm - 4 pm

Class ID: 220343590

Class Price: \$235

***Member:** \$210

Materials Fee: \$30



BLOSSOM PENDANT
Instructor: Nancy Krahn
Kavanagh Building
Jewelry Studio



In this class we will explore more ways to construct a 3D piece of jewelry. This piece is held together by a center post. Each piece is center drilled and soldered to the post in layers. This assures good alignment-no shifting layers while soldering, allowing for clean solder joints only where needed. Start with the idea of my blossom pendant, but make it your own if you wish. Change the petals, make petals on each layer; texture it, do a satin finish - the variations are endless. The idea here is to learn the techniques as well as take an existing idea and put your own spin on it. If you do not have your own tools, individual tool kits will be available for a rental fee of \$15.

SESSION A

Mondays: September 21 - October 26; 6 pm - 9 pm

Class ID: 220342710

SESSION B

Tuesdays: October 13 - November 17; 9 am - 12 pm

Class ID: 220342720

SESSION C

Tuesdays: September 1 - October 6; 1 pm - 4 pm

Class ID: 220342730

Class Price: \$235

***Member: \$210**

Materials Fee: \$30



STERLING SILVER WIRE EARRINGS

Instructor: Nancy Krahn
Kavanagh Building
Jewelry Studio

In this introductory class you will make earrings using Sterling Silver wire. You will learn how to make earwires, make loops, and dangles. Techniques will include soldering, forging, forming, filing, sanding and polishing. The earring pictured will be the first project, after that you can choose to design your own, or work from designs I will have examples of. Material fee includes enough silver to make 3 pair of earrings. Additional materials may be purchased if needed. Please wear practical clothing (no flowing sleeves or loose clothing, tie long hair back) No previous experience required. If you do not have your own tools, individual tool kits will be available for a rental fee of \$15.

Fridays: September 25 - October 16; 9 am - 12 pm

Class ID: 220342740

Class Price: \$165

***Member: \$140**

Materials Fee: \$25

TUBE AND PENDULUM
EARRINGS

Instructor: Nancy Krahn
Kavanagh Building
Jewelry Studio

The earrings pictured are a starting point for you to create your own tube and pendulum earring design. Incorporating tubing into a design offers a contemporary industrial look. Experiment with different lengths, details finishes. Learn the trick to drilling tubing, make an earwire, use the torch to solder. It is possible to incorporate beads or other elements you may have into this design, so bring some if you wish. When you are finished, these may be your new "go to" earrings! If you do not have your own tools, individual tool kits will be available for a rental fee of \$15.

SESSION A

Fridays: September 25 - October 16; 1 pm - 4:30 pm

Class ID: 220342320

SESSION B

Wednesdays: October 14 - November 4; 9 am - 12:30 pm

Class ID: 220342500

SESSION C

Mondays: November 9 - 30; 5:30 pm - 9 pm

Class ID: 220342510

SESSION D

Tuesdays: November 24 - December 15; 1 pm - 4:30 pm

Class ID: 220342530

Class Price: \$190

***Member: \$165**

Materials Fee: \$25



BEZEL CABOCHON CONTINUES

Instructor: Nancy Krahn
Kavanagh Building
Jewelry Studio

This class is a continuation of bezel making and stone setting. My bezel cabochon ring class is a prerequisite. You will be making bezel pendants of your own design, or work from designs pictured. Material fee includes Sterling Silver and a few other necessities. No stones are included. Bring your own cabochons. The stones should be a flat bottom cabochon, no sharp corners. Preferably a hard non-porous stone for beginning bezel setting. If you do not have your own tools, individual tool kits will be available for a rental fee of \$15.

SESSION A

Wednesdays: October 14 - November 4; 1 pm - 5 pm

Class ID: 220342780

Class Price: \$210

***Member: \$185**

Materials Fee: \$30

SESSION B

Wednesdays: November 25 - December 16;

9 am - 12:30 pm

Class ID: 220342790

Class Price: \$190

***Member: \$165**

Materials Fee: \$30



TIE IT UP OR CONTINUE ON

Instructor: Nancy Krahn
Kavanagh Building
Jewelry Studio

This class is open to students who have taken classes from me previously. The purpose of the class is to "tie up" unfinished projects, or "continue on" with techniques you learned in a prior class. Design a new project and hone and practice those skills. Additional materials may be necessary. Please wear practical clothing (no flowing sleeves, or loose clothing) and tie long hair back. If you do not have your own tools, individual tool kits will be available for a rental fee of \$15.

SESSION A

Wednesdays: November 11 - 18; 9 am - 12 pm

Class ID: 220342750

Class Price: \$110

***Member: \$85**

Materials Fee: \$0

SESSION B

Wednesdays: November 11 - 18; 1 pm - 4 pm

Class ID: 220342760

Class Price: \$110

***Member: \$85**

Materials Fee: \$0

SESSION C

Wednesdays: November 25 - December 16; 1 pm - 4 pm

Class ID: 220342770

Class Price: \$165

***Member: \$140**

Materials Fee: \$0



TREES AND CANDY CANES

Instructor: Nancy Krahn
**Kavanagh Building
Jewelry Studio**

Who doesn't want to get in the Holiday spirit? Make some festive earrings to wear for the season, or give as gifts. This class is open to all experience levels. We will start with the trees, and time permitting make the candy canes. We will be using hand fabricating techniques, including disc cutting, forming, soldering, filing, polishing and several finishes. If you do not have your own tools, individual tool kits will be available for a rental fee of \$15.

SESSION A

Mondays: November 9 - November 30; 1 pm - 4 pm

Class ID: 220342300

SESSION B

Tuesdays: November 24 - December 15; 9 am - 12 pm

Class ID: 220342310

Class Price: \$165

***Member:** \$140

Materials Fee: \$25



Jewelry

CHAIN MAILLE OPEN PROJECTS

Instructor: Michele O'Reilly
**Kavanagh Building
Surface Design Studio**

Chain Maille is the craft of joining rings in a pattern to make an object or pattern. This class will work with the Half Persian Pattern and make a bracelet. This class is open to all levels of experience - beginners welcome. Multiple projects will be offered to meet the experience level of the student. Beginner - Byzantine Bracelet or Snowflake Pendant. Advanced Beginner - Half Persian Bracelet - Stainless Steel square wire. Experienced - JLP 3in1 or 5in1.

Saturday: December 5; 10 am - 2 pm

Class ID: 220342420

Class Price: \$80

***Member:** \$55

Materials Fee: \$10



TREES

Instructor: Nancy Krahn
**Kavanagh Building
Jewelry Studio**

Who doesn't want to get in the Holiday spirit? Make some festive earrings to wear for the season, or give as gifts. This class is open to all experience levels. This class is a week shorter than Trees and Candy Canes, so we will only be making trees. We will be using hand fabricating techniques, including disc cutting, forming, soldering, filing, polishing and several finishes. If you do not have your own tools, individual tool kits will be available for a rental fee of \$15.

Wednesdays: December 2 - 16; 6 pm - 9 pm

Class ID: 220342800

Class Price: \$135

***Member:** \$110

Materials Fee: \$20



Enameling

FURTHER ENAMELING

EXPLORATION

Instructor: Robin Schoenburg
**Kavanagh Building
Jewelry Studio**

In this class we will go beyond sifting and dipping to achieve more control over your design options. Be prepared to sample many techniques. You must have taken torch fired enameling and be comfortable working with torches and metal in this class as we won't want to waste a lot of time learning how to shape and drill your metal.

Fridays: Nov 6 - Dec 18 (no class Nov 27); 12 pm - 4 pm

Class ID: 220331060

Class Price: \$280

***Member:** \$255

Materials Fee: \$20



Metal Clay

EMBELLISHED GEOMETRIC BEADS IN METAL CLAY

Instructor: Katherine Steinbring
**Kavanagh Building
Jewelry Studio**

Using PMC FLEX clay and special, precision templates, armatures, and tools, you can create hollow beads in a geometric form. Then you will elaborately embellish the forms with uniformly stamped decorative elements. You can add a bail for hanging a bead as a pendant or leave holes for stringing multiple beads. After the beads have been fired, you will add patina and polish them. STUDENTS MUST HAVE COMPLETED AT LEAST ONE METAL CLAY CLASS. Class can be repeated.

Thursdays: Sept 24 - Oct 15; 9 am - 12 pm

(Oct 15; 9 am - 11 pm)

Class ID: 220343740

Class Price: \$165

***Member:** \$140

Materials Fee: \$60



METAL CLAY OPEN STUDIO

Instructor: Katherine Steinbring
**Kavanagh Building
Jewelry Studio**

Here is your opportunity to work on projects you never finished, create something completely new, or just experiment. The instructor will not present any specific projects but will be available to assist with almost any project you may wish to attempt. *Additional clay and supplies will be available for order and purchase at the first class. PREVIOUS EXPERIENCE REQUIRED.

Mondays: October 5 - 26; 9 am - 12 pm

Class ID: 220343140

Class Price: \$160

***Member:** \$135

Materials Fee: \$20



INTRO TO METAL CLAY

Instructor: Katherine Steinbring
**Kavanagh Building
Jewelry Studio**

Create your own silver jewelry without sawing sheet metal or soldering! Using metal clay, create one or more pieces of original jewelry (pendant, charms, or earrings). Your pieces will be fired after the first session, and you will polish them and add patina during the second session. You can go home wearing your very own silver creation!

NOTE: You will need to provide your own chain, cord, earring findings, etc. WHILE THIS CLASS MAY BE REPEATED MULTIPLE TIMES, BOTH PREFERENCE IN SCHEDULING AND TEACHING TIME WILL BE GIVEN TO NEW STUDENTS.

Saturdays: November 7; 9:30 am - 12:30 pm;

November 14; 9:30 am - 11:30 am

Class ID: 220347040

Class Price: \$95

***Member:** \$70

Materials Fee: \$35



Pottery

CERAMICS - BEGINNING AND INTERMEDIATE

Instructor: Matt Brej
Kavanagh Building
Griffith Ceramics Studio

Learn a strong foundation on throwing and hand building functional ware. We will talk about different artist and their techniques so we can put them into practice. This class is designed to provide the basics for a strong foundation in wheel thrown and hand built ceramic forms. Build your basic skills and enhance your existing skills through demonstrations and individual instruction. Wheel throwing will focus on centering, shaping and creating basic vessel forms such as cylinders, vases, bowls, mugs and plates. Hand building will focus on slab and coil work to create one of a kind unique ceramic forms. All levels are welcome to attend, but the focus will be the foundations of ceramics with guidance for the intermediate student to further explore personal expressions in ceramics.



SESSION A

Instructor: Jonathan Pacheco
Mondays: August 31 - Nov 23 (no class Sept 7);
9:30 am - 12:30 pm
Class ID: 220352160

SESSION B

Instructor: Matt Brej
Mondays: August 31 - Nov 23 (no class Sept 7);
6 pm - 9 pm
Class ID: 220352450
Class Price: \$385
***Member:** \$360
Materials Fee: \$25



INTERMEDIATE CERAMICS

Instructor: Jodi Younglove
Kavanagh Building
Griffith Ceramics Studio

This class is designed for the intermediate or advanced student. Enhance your existing skills through demonstrations and individual instruction. Advanced handbuilding and throwing projects will be demonstrated.
Tuesdays: September 1 - November 17; 9:30 am - 12:30 pm
Class ID: 220352240
Class Price: \$385
***Member:** \$360
Materials Fee: \$25
Online class available



BASIC WHEEL THROWING

Instructor: Matt Brej
Kavanagh Building
Griffith Ceramics Studio

In this introductory wheel throwing class, students will focus primarily on basic wheel throwing mechanics. They will learn how to wedge, center, throw, and trim clay involved with wheel thrown pottery. During the course, students will work towards completing cylinders, cups/mugs, and bowls in a collaborative communal studio atmosphere. By the end of the course, students will not only know their way around a ceramic studio, but they will be able to show off their new found skills as wheel thrown potters.
Tuesdays: September 1 - November 17; 6 pm - 9 pm
Class ID: 220352400
Class Price: \$385
***Member:** \$360
Materials Fee: \$25



CERAMIC SCULPTURE AND SURFACES

Instructor: Jose Avalos
Kavanagh Building
Griffith Ceramics Studio

This course offers the student an opportunity to create functional and non-functional ceramic art-work through the techniques of pinching, slab building, coiling and molding. Emphasis will be placed on sculptural aesthetic and surface techniques.
Wednesdays: September 2 - November 18;
9:30 am - 12:30 pm
Class ID: 220352340
Class Price: \$385
***Member:** \$360
Materials Fee: \$25
Online class available



CERAMICS AND SURFACES - BEGINNING AND INTERMEDIATE

Instructor: Matt Brej
Kavanagh Building
Griffith Ceramics Studio

In this class, students will gain a strong foundation on throwing and hand building ceramic vessels, while exploring techniques designed to personalize their basic pottery forms into unique works of art. Wheel throwing will focus on throwing mechanics, creating forms like vases, bowls, mugs, cylinders, and plates; Hand-building will focus on coil and slab construction to establish form. Secondary alteration will be strongly encouraged through various surface technique demonstrations like underglaze application, carving, and faceting. All levels are welcome to attend.
Wednesdays: September 2 - November 18; 6 pm - 9 pm
Class ID: 220352150
Class Price: \$385
***Member:** \$360
Materials Fee: \$25



CERAMICS - INTERMEDIATE AND ADVANCED

Kavanagh Building
Griffith Ceramics Studio

This class is designed for the student with an established base of ceramic skills. The class will set goals and work toward those goals through demonstrations and guidance from the instructor. The class will focus on more complex ceramic forms, glazing and bringing your skills to the next level. Some areas that may be explored are combined forms, larger thrown/hand built forms, bottles, lidded forms, alternate firing techniques, glaze/surface decoration, as well as sculptural expressions. All levels are welcome but the main focus of the class will be taking your already established skills to the next level.



SESSION A

Instructor: Jodi Younglove
Thursdays: September 1 - November 19;
9:30 am - 12:30 pm
Class ID: 220352550
Online class available

SESSION B

Instructor: Jay Walsh
Thursdays: September 3 - November 19; 6 pm - 9 pm
Class ID: 220352510
Class Price: \$385
***Member:** \$360
Materials Fee: \$18
Online class available



Private Instruction

Days, dates and times must be arranged with the instructor. Cost is \$60 per hour (\$40 for members) unless otherwise indicated. *Materials fee additional*

Blacksmithing <i>Dan Caldwell</i>	Glassblowing <i>Cost: \$110 per hour</i> <i>Members: \$90 per hour</i> Alan Schontz	Sewing <i>Robin Schoenburg</i>
Ceramics <i>Jay Walsh</i>	Machine Knitting <i>Connie Blieszner</i>	Thermofax <i>Susan Infante</i>
Dyeing <i>Dagmar Klos</i>	Metal Clay <i>Katherine Steinbring</i>	Watercolor <i>Gale Trausch</i>
Felting <i>Cynthia Boudreau</i>	Paper Making, Collage <i>Carol Kazwick</i>	Weaving, Spinning and Hand Knitting <i>Heather Winslow</i>
Fine Metals <i>Claudia Engel-Rush</i> <i>Nancy Krahn</i>	Pastel Painting <i>Carol Zack</i>	Weaving, Spinning or PCW Fiberworks <i>Jennifer Chou</i>
	Ply Split <i>Michele O'Reilly</i>	

Class Registration & Cancellation Policies

Classes taught by Fine Line faculty

To reserve a space in classes or workshops, you are required to pay for all tuition and material fees in full. Please register for classes at least 7 days prior to when that class meets. If you withdraw from a class 8 days prior to the beginning, you will receive a refund less a \$10 cancellation fee. If you withdraw from a class 7 days or less prior to the class, you will not receive a refund. If a class is canceled, you will receive a full refund.

Guest Artist Workshops

Fine Line must commit to workshops well in advance. You may either pay for the workshop in full or pay a nonrefundable deposit of \$50 to register for the class. If you cancel more than 45 days before the class you will receive a refund minus a \$50 cancellation fee. If you must

cancel after the 45 days, you will not receive a refund. Perhaps you can find someone to take your place so your payment is not totally lost. If you use the \$50 non-refundable deposit, your balance for the workshop is due 45 days before the workshop begins. If Fine Line must cancel a workshop, your money will be refunded.

Ways to register:

Please visit us at: fineline.org to see our current listing of classes, sign-up and pay.

If you prefer you can call our shop during office hours: 10-5, M-Sat; 630-584-9443.

Or stop by the shop during office hours to register for your classes.

Membership

Individual: <i>1 year \$40.00</i> <i>2 years \$75.00</i>	Two People: <i>1 year \$75.00</i> <i>2 years \$145.00</i>	Student (18-25): <i>1 year \$30.00</i> <i>(with valid school i.d.)</i>	Veteran: <i>1 year \$30.00</i> <i>(with valid i.d.)</i>
---	--	---	--

Benefits:

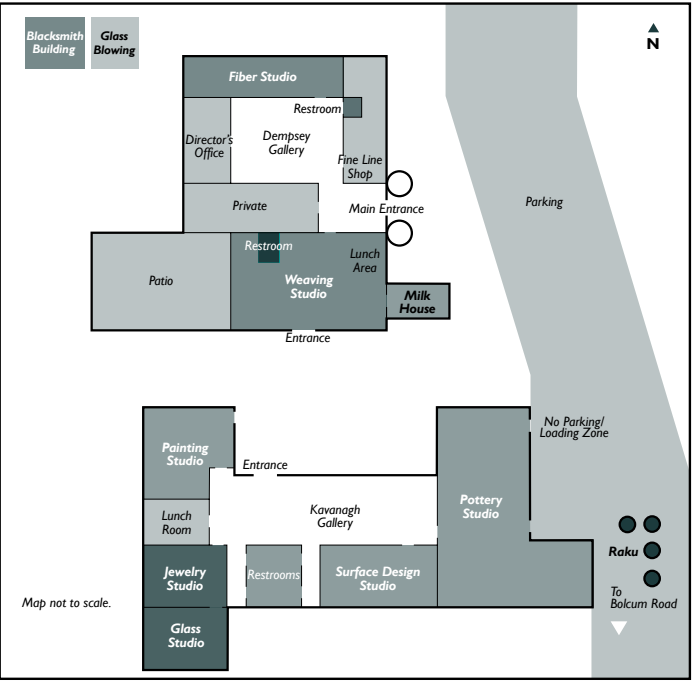
- All mailings including *Create. Communiqué.* (members newsletter) and invitations to all of our events.
- Discounts on classes and workshops
- Priority access for guest workshops
- Opportunity to jury into Dempsey Artisan Gallery and Artisan Gift Sale (Christmastime at Fine Line) which are member only shows.
- 10% discount on most items in the Fine Line Supply shop
- Summer member social

Sustaining Memberships & Benefits: (one year)

Ostewig Level	\$200	Basic member benefits plus 2 concert tickets
Dempsey Level	\$500	Basic member benefits plus 2 concert tickets and 2 Uncommon Threads tickets with VIP seating
Kavanagh Level	\$1,000	Basic member benefits plus 2 concert tickets, 2 Uncommon Threads tickets with VIP seating and an exclusive preview to the Artisan Gift Sale (Christmastime at Fine Line)

Become a member online at: fineline.org or by calling the shop

Facility & Location Map

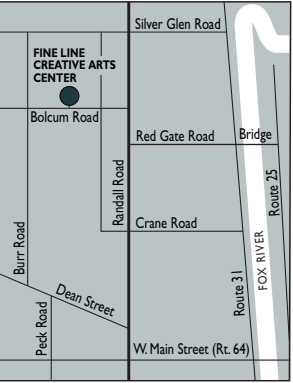


Here's How to Find Us

Coming West on I-90, exit at Randall Road. Go South (left) on to Randall. Go to Bolcum (approximately 8 miles). Turn West (right) onto Bolcum. Approximately 1 block past Crane Road is the new entrance to Fine Line. Across from the Primrose Soccer Fields.

Coming East on I-90, exit at Randall Road. Go South (right) on Randall to Bolcum Road. Follow above directions.

Coming East or West on I-88, exit at Orchard. Turn right and follow to Randall Road. Turn North (left) on to Randall Road. Go to Bolcum. (Bolcum is about 3 1/2 miles north of Route 64.) Turn West (left) on to Bolcum. Approximately 1 block past Crane Road is the new entrance to Fine Line. Across from the Primrose Soccer Fields.



The lunch are in the Weaving Studio and lunch room in the Kavanaugh Building both have a microwave, refrigerator and pop machine.

