



*Fine Line Creative Arts Center  
Celebrating 40 Years  
summer 2019*



Art History.....	5	Glass Fusing.....	13
Basketry.....	13	Guest Artist Workshops.....	4
Blacksmithing.....	16	Jewelry/Fine Metalwork.....	19
Business of Art.....	5	Lampwork.....	14
Create.Friday.....	3	Machine Knitting .....	10
Collage.....	5	Membership.....	24
Design a Class.....	3	Metal Clay .....	20
Drawing.....	6	Painting .....	6
Dyeing.....	9	Pottery.....	21
Enameling.....	20	Private Instruction .....	23
Fabric and Surface Design .....	8	Registration .....	23
Facility Map.....	25	Upcoming Events.....	2
Felting.....	9	Weaving.....	11
Glass Blowing.....	15	Wood.....	21

Cover photos: Top left: Patty Clary    Top right: Ed Hunter    Bottom left: Jeff Walsma    Bottom right: Jeff Walsma

Fine Line is for new and experienced adult art makers of all levels unless otherwise noted.

# From Our Director

Summer is right around the corner and this book is full of exciting opportunities for classes and workshops you might enjoy. Our prairie comes into bloom and is truly spectacular in the summer. I always enjoy strolling the path looking for inspiration.

Our 40th Anniversary year has started with a wonderful show in the Kavanagh Gallery – FL@40 Roots and Wings. It is a combination of original faculty (roots) and current faculty (wings). This honors where we’ve come from and where we are going. I hope you enjoy it! In May we mount our 2nd outdoor and indoor sculpture shows. I can’t wait to see the campus transformed.

**Fine Line Arts Festival** is coming up fast and will be on June 1st this year (10-3). This year in honor of our 40th – we are bringing back a bit of a past event called “Not a Stuffed Shirt”. In this version – we will have artists created shirts – some embellished dress shirts and a few originals. They will be on display in the shop beginning in May and raffled at the Arts Festival. You are invited to join us for the day and see what we have to offer. We have opportunities for you to try hand indigo dyeing, pottery glazing and more. Check out our artists demonstrations and enjoy live local music. This year we will have local art for sale in our expanded Dempsey Artisan Shop. This event will happen rain or shine – but hopefully we’ll have sun this year!

The Three (Four) Musketeers have be working hard building the new glass blowing studio and classes will begin this summer. Check out the section of this


schedule describing them – registration will be via phone or in the shop – We are very excited!

Fine Line offers two scholarships per semester under the Pat Ostewig Memorial Scholarship Program. These scholarships are open to anyone interested in taking classes at Fine Line. Applications are on our website and are due May 15th for the summer semester.

Please keep an eye on our website and Facebook pages for upcoming 40th Anniversary events – we have a lot to celebrate!

We believe in a world where everyone is inspired to live a creative life.

I hope you can join us this summer!  
**create. yourself.**



Fine Line is pleased to announce glass blowing classes will begin this Summer. Stop by the studio during the Fox River Arts Ramble (April 13 & 14) and purchase a raffle ticket to be one of the first to take a class!

*create. yourself.*

## Upcoming Events

### June

- 1 Fine Line Arts Festival
- 3 Summer classes begin

### July

- 4-6 closed for Independence Day
- 12 **create. friday.** – Blacksmithing; 7pm – 9pm
- 12 **create. friday.** – Glass Blowing; 7pm – 9pm
- 12 “Textures” Gallery reception; 6pm – 8:30pm

### August

- 11-25 closed for Summer break
- 26 Re-open for Fall

### Save the Date

#### September


- 25 Fine Line @40 Party

#### October

- 20 Uncommon Threads

#### November

- 23 David Roth Concert



## office, gallery & shop hours

Mon – Sat, 10am – 5pm

## classes

Mon – Thurs, 9am – 9pm

Fri & Sat, 9am – 5pm

Closed Sundays & Holidays

*create. yourself.*

## Design A Class!

Want to take a class with us? Can't fit it into your schedule? Create your own class! Round up three or more friends that want to take the same class, come up with a short list of possible dates and times, and contact our Program Director, Jodi Younglove, [jodi@fineline.org](mailto:jodi@fineline.org) to discuss your options. Jodi will put together some options for you and before you know it, you will be in the classroom. Please note that we must have at least four students for this to run. Most classes can accommodate up to eight students.

Are you interested in a class that we offered in the past that's not on our current class roster? Contact Jodi and she will make every attempt to make that happen as well.

So go ahead and let your inner creative juices flow! Gather your favorite friends, coworkers, or family members, and come enjoy a class that has been created just for you and your special group.

## The Early Bird gets dollars off!

That's right – register for a Summer class from April 15 – 19 and receive a discount.

In the shop – **Early Bird**

Online – use code during checkout

Member code (includes member and early bird discounts) – **clm**

Non-member code – **eb**

## create. fridays.

### CREATE. FRIDAY. – BLACKSMITHING

Instructor: **Dan Caldwell**

Ever wanted to try Blacksmithing? Get a two-hour taste and go home with a hook made by you! Must have good mobility and be ready to work hard.

**Friday: July 12; 7pm – 9pm**

**Class Price: \$60\***

### CREATE. FRIDAY. – GLASSBLOWING

Instructor: **Alan Shontz**

Try your hand at glass blowing and take home a paperweight. Must have good mobility and be ready to work hard.

**Friday: July 12; 7pm – 9pm**

**Class Price: \$90\***

\*not eligible for early bird pricing



## Guest Artist Workshops

### ABSTRACT SYMBOLIC EXPRESSIONS

**Instructor:** Shirley Blake

Artists will enjoy using our everyday symbols in their abstract painting. Examples and exercises are demonstrated, connected to other painting criteria, and critiqued with the goal of the completed piece relating to others.



**Friday and Saturday: September 20, 21**

9:30 am – 4:30pm

**Class Price:** \$275

**\*Member:** \$250

### MIXED MEDIA EXPLORATION

**Instructor:** Karen Sako

This Class will push your creative design sense. Explore, create and have a blast doing it!

In this one-day workshop you will loosen up and explore different ways to combine a variety of materials in interesting and exciting ways. With an emphasis on basic design principles you will use different substrates and materials such as; charcoal, pastels, acrylics, india ink, paper, image transfers and more. There will be several projects and demos throughout the day. No mixed media experience is necessary.



**Saturday: October 12**

10am - 5pm

**Class Price:** \$135

**\*Member:** \$110

**Materials Fee:** \$10

### MAKING HANDWOVEN GARMENTS

**Instructor:** Joan Berner

In this three-day class, you will learn how to select patterns appropriate for handwovens, make and fit a muslin, and we will talk about sewing techniques to appropriately work with Handwovens. You will not actually sew a handwoven garment. Samples will be made to take home but that is the extent of the actual sewing.



**Thursday - Saturday: November 7 – 9**

9:30 am – 4:30pm

**Class Price:** \$375

**\*Member:** \$350

**Materials Fee:** \$5

### LETTING THE FIGURE SPEAK

**Instructor:** Linda Lewis

In this 2-day, hands on, workshop the focus will be on a 1/2 piece (thighs or waist up) where I demonstrate everything above the highs. You will learn arms, hands, head, facial features, hair and also how to use body language to support the idea of your sculpture. You will work along as I demonstrate but will need time after the workshop to finish up on your own.



**Friday, Saturday: November 15, 16**

10am - 5pm

**Class Price:** \$400

**\*Member:** \$375

## Classes

### Business of Art

#### THE BUSINESS OF ART - MARKETING TO GALLERIES

**Instructor:** Carol Kazwick

Are you ready to place your work in a gallery? Join a discussion about gallery representation. Learn about marketing your work to galleries; how to find the right gallery, the best ways to approach gallerists, how to price your work, how to look at gallery contracts and avoid the pitfalls of gallery relationships.



**Thursday: August 8**

6pm - 8pm

**Class Price:** \$55

**\*Member:** \$35

### Art History

#### EDOUARD MANET

**Instructor:** Mary Boyd

Edouard Manet (1832-1883) Edouard Manet was one of the first 19th century artists to paint modern life, especially modern urban life. He was a pivotal figure from Realism into Impressionism. Influenced from the Japanese prints, Manet introduced a "flatness" into his paintings and he popularized "alla prima" painting. This session is especially timely because The Art Institute of Chicago is featuring Manet in an exhibit, "Manet and Modern Beauty," from May 26-Sept. 8, 2019.



**Tuesday: June 18**

3:30pm - 5pm

**Class Price:** \$15\*

**\*Member:** \$10

\*not eligible for early bird pricing

Supplies list available online

### WILLIAM TURNER

**Instructor:** Mary Boyd

Joseph Mallord William Turner (1775-1851) J.M.W. Turner (William Turner) was an English, Romantic painter, printmaker and watercolorist. He is known for his expressive, colorful and imaginative landscapes as well as turbulent marine art works.

This session will be very appealing for all who love the watercolor medium and landscape painting.

**Tuesday: July 16**

3:30pm - 5pm

**Class Price:** \$15\*

**\*Member:** \$10

\*not eligible for early bird pricing



### Collage

#### COLLAGE CAMP

**Instructor:** Carol Kazwick

Have fun with collage and learn some new techniques for backgrounds, textures, and ways to make your collages really shine. We will experiment with stencils, texture compounds, spray paints and more. Come play and create exciting artwork!

**Fridays: July 26 - August 9**

1pm - 4pm

**Class Price:** \$120

**\*Member:** \$95

**Materials Fee:** \$20



*create. yourself.*

## Drawing

### NATURE ART IN GRAPHITE

**Instructor:** Sue Wegener  
**Kavanagh Building Surface**

Using graphite learn how to draw plants and natural subjects. We will learn how to draw complex specimens by breaking them down into simple shapes. We will work with several different papers and add a touch of watercolor towards the end of the session.

**Tuesdays: June 18 - July 23**  
**(no class July 2)**

**6pm - 9pm**

**Class Price: \$170**

**\*Member: \$145**

**Materials Fee: \$10**



### OUTDOOR FIELD SKETCHING

**Instructor:** Kimberly Mullarkey

Have fun filling pages of your sketchbook with the outdoors - individual plants, trees and landscapes. We will sketch on the Fine Line property using the gardens, trees and prairie as our inspiration. Class will start with warm-up exercises in the classroom and then we will spend time working on our individual drawings with guidance and instruction from the teacher.

**Wednesdays: July 3 - August 7**  
**9am - 12pm**

**Class Price: \$190**

**\*Member: \$165**



## Painting

### DIVERSITY WITH ACRYLIC PAINTING

**Instructor:** Peggy Seehafer

From ink thin to thick palette knife, acrylic medium offers a variety of ways to create artwork. We will explore many of the techniques so you are able to find your unique style. If you enjoy nature, realism or impressionism, join us for the exploration of what acrylics will lead you to create. Critiques, demos and lots of painting time; you will learn what stunning art you can achieve with acrylics.

#### SESSION A

**Thursdays: June 6 - 27**

**1pm - 4pm**

#### SESSION B

**Thursdays: July 18 - August 8**

**1pm - 4pm**

**Class Price: \$140**

**\*Member: \$115**



### SECRETS OF PASTEL PAINTING

**Instructor:** Carol Zack

Delve into "The Secrets of Pastel Painting"! Select only your best soft pastels or oil pastels and enjoy quality time creating pastel paintings with award winning artist and teacher, Carol Zack. You will learn painting techniques that include: Making an Underpainting, Painting with Values, Working from your own photos, Using Professional Grade Pastels, as well as Best Framing Practices. Instructor led critiques and best practices are emphasized. A great class for beginners to advanced painters. Instructor provides lots of one-on-one coaching. A very user-friendly painting medium to try.

#### SESSION A

**Mondays: June 3 - July 1**

**1pm - 4pm**

#### SESSION B

**Mondays: July 8 - August 5**

**1pm - 4pm**

**Class Price: \$145**

**\*Member: \$170**



### POUR AND PULL - ACRYLICS

**Instructor:** Alyce Van Acker

Pouring is usually in the category of process painting, which is more about applying paint and materials themselves and less about a final, preplanned image. While pouring and pulling we experience paint's physicality. These two techniques give us a great way to add some fun to our painting process.

**Tuesdays: June 11 - July 9**

**1pm - 4pm**

**Class Price: \$175**

**\*Member: \$150**

**Materials Fee: \$15**



### WATERCOLOR EXPLORATION

**Instructor:** Gale Trausch

Even long time watercolor painters need to experiment and to 'let go' with this beautiful medium. As a long time artist and instructor, I have noticed that most beginner to intermediate watercolor artists need time to get to know the paint as well as the water activating the paint. In this class we will play and experiment without the stress of 'making a painting' while learning some basics theory and techniques. There are no prior drawing skills needed.

**Wednesdays: June 5 - 26**

**1pm - 4pm**

**Class Price: \$140**

**\*Member: \$115**

**Materials Fee: \$15**



### LANDSCAPE WATERCOLOR PAINTING AND THE COLORS WE LOVE

**Instructor:** Gale Trausch

This class is for the beginning to intermediate watercolor painter looking to study and paint basic landscapes. Remember that landscapes can be real and imaginary. We will progress from a simple landscape

to a more traditional one and finally explore abstraction and non-traditional landscape using the beautiful medium of watercolor. Color and mixing color will also be a part of the class while we review basic supplies and techniques. Feel free to bring your own photo ideas or use some of the instructor's photos.

**Wednesdays: July 17 - August 7**

**1pm - 4pm**

**Class Price: \$140**

**\*Member: \$115**

**Materials Fee: \$15**



## WATERCOLOR BOTANICAL ART

**Instructor:** Sue Wegener

We will learn how to use the traditional watercolor techniques used in botanical art. This class is all about control and detail. We will learn how to apply washes and finish with highly detailed dry brush techniques. Work from specimens found in the gardens and prairie at Fine Line and other summer blooms.


**Tuesdays: June 18 - July 23 (no class July 2)**

**1:30pm - 4:30pm**

**Class Price: \$170**

**\*Member: \$145**

**Materials Fee: \$15**



## Fabric and Surface Design

### OPEN WORKSHOP THERMOFAX

#### SCREEN PRINTING

**Instructor:** Susan Infante

Open workshop for the curious, inexperienced, or practiced thermofax student. You'll learn proper printing techniques using thermofax screens and textile paints. We will discuss designs from clipart, script, and your own original black/white artwork. Designs are burned onto screens in seconds and prepared to print within a few minutes. You take home the samples you make in class, one squeegee, one half frame, and two screens burned with your choice of artwork. Other frame sizes and screens are available for purchase.

#### SESSION A

**Saturday: June 15**

**10am - 1pm**

#### SESSION B

**Saturday: June 29**

**10am - 1pm**

#### SESSION C

**Saturday: July 27**

**10am - 1pm**

**Class Price: \$70**

**\*Member: \$45**

**Materials Fee: \$10**



## Dyeing

### OPEN DYE STUDIO

**Instructor:** Dagmar Klos

Open dye studio is for those who know how to dye, but are not set up to dye at home. This is your opportunity to use a great facility to dye your own fiber, yarn or fabric. While working in the studio, help and guidance will be available but no formal teaching will take place.

**Tuesday: July 16**

**6pm - 9pm**

**Class Price: \$45**

**\*Member: \$30**

**Materials Fee: \$10**



### INDIGO

**Instructor:** Dagmar Klos

Indigo is an ancient dye that has been used by many cultures throughout the world. There is much lore and ritual surrounding indigo. It is a dye that never ceases to amaze. It's like magic - white yarn or cloth comes out of the indigo vat yellow, but quite quickly turns blue as it reacts with the oxygen in the air. Join us as we explore the exciting and sometimes elusive world of indigo. This class is open to all levels.

**Saturday: July 27**

**2pm - 5pm**

**Class Price: \$70**

**\*Member: \$45**

**Materials Fee: \$10**



## DYED IN THE FLEECE

**Instructor:** Dagmar Klos

Do you have fleece that needs color? In this class we will dye locks of fleece in different color dye pots. By the end of class, you will have a rainbow of colors that will be ready for spinning up into unique and beautiful yarns - unlike anything you see in yarn shops. You supply the wool fleece (or roving) and we supply everything else. This class is open to all levels, no prior dyeing experience is necessary.

**Saturday: August 10**

**10am - 3pm**

**Class Price: \$95**

**\*Member: \$70**

**Materials Fee: \$15**



## Felting

### LANDSCAPE FELTING

**Instructor:** Lela Luetger

Create a "painted" landscape in felted wool. You'll learn the process of wet felting, using water and agitation, to form a background for your picture. Next, you'll use a specialized felting needle to shape the unspun wool into the elements of a dimensional landscape scene. Then finish it off with yarns and embellishments to give your piece a one-of-a-kind signature look.

**Saturday: June 8**

**10am - 4pm**

**Class Price: \$95**

**\*Member: \$70**

**Materials Fee: \$16**



## FELTING A GARDEN BOUQUET

**Instructor:** Lela Luetger

Celebrate summer with an everlasting bouquet bursting with color. Using unspun wool, some needle felting, some wet felting and your creativity, you can learn the secrets of crafting beautiful lifelike fantasy flowers in felted wool.

**Friday, Saturday:**

**July 19, 20**

**10am - 4pm**

**Class Price: \$140**

**\*Member: \$115**

**Materials Fee: \$20**



## NEEDLE FELTED CREATURES AND CRITTERS

**Instructor:** Lela Luetger

Whether they are true to life or your own personal fantasy, needle felted creatures and critters are always fabulous. Practice your skills or learn new ones as the class covers proportion, building in structure, movement, body shapes, and faces. Work at your own pace. Turn wool fibers into a tiny version of a beloved pet, a table top winged dragon, or maybe an elf for your shelf.

**Saturday: August 10**

**10am - 4pm**

**Class Price: \$95**

**\*Member: \$70**

**Materials Fee: \$20**



## Machine Knitting

### MACHINE KNITTING Q&A

**Instructor:** Connie Blieszner

This class is for all students with machine knitting experience. Are you struggling getting started on a project or are you stuck on a current project? Do you need help with Design-A-Knit? Maybe you have a question about garment construction. Bring your machine knitting projects and your questions to class. We will work through students' questions together in class.

#### SESSION A

**Thursday: June 13**

**10am - 12pm**

#### SESSION B

**Thursday: July 11**

**10am - 12pm**

#### SESSION C

**Thursday: August 8**

**10am - 12pm**

**Class Price: \$60**

**\*Member: \$35**



## Weaving

### WEAVING I - INTRO TO WEAVING

**Instructor:** Michele O'Reilly

Become a hand weaver in just 2 full day sessions! You will learn a new lingo, new skills and how to operate a floor loom. You will measure your warp (included with your materials fee,) dress your loom and weave your first project. We will weave a soft wool scarf to warm the chills away or make a fashion statement that you will be so proud to wear.

**Saturdays: June 8, 15**

**9am - 5pm**

**Class Price: \$180**

**\*Member: \$155**



### RIGID HEDDLE WEAVING

**Instructor:** Robin Schoenburg

Weave a one of a kind scarf while learning to weave on the user friendly rigid heddle loom. You will learn how to thread the loom, weave and finish your handwoven scarf. The first class session we will determine what yarn from your collection of leftovers and odd skeins will work best for your scarf or I can help you select appropriate yarns from our shop. Smoother sport weight to worsted weight yarn is best. Bring to class, scissors, tape measure, smooth medium weight yarn.

**Tuesday - Thursday:**

**June 18 - 20**

**1pm - 4pm**

**Class Price: \$115**

**\*Member: \$90**



## SHADOW WEAVE

**Instructor:** Beth Duncan

Learn to draft, understand and design shadow weave. It is one of the Color and Weave structures, with simple blocks. Weave on your own loom with either 4 or 8 shafts. Warp requirements and weaving draft will be sent out at a later date.

**Friday, Saturday:**

**June 28, 29**

**9:30am - 4:30pm**

**Class Price: \$140**

**\*Member: \$115**



## BEYOND BEGINNING WEAVING

**Instructor:** Robin Schoenburg

This class is for weavers who have taken a beginning weaving class where they have wound a warp and dressed a loom and are ready to learn more. Each class will have a 15 to 20 minute lecture or demonstration on different topics addressed in weaving. The first class each student will plan a project and choose suitable materials which they will then purchase. The following classes, the students will work on their individual projects. Students must have completed Introduction to Weaving or Beginning Weaving, the Lengthened Approach.

**Tuesdays, Thursdays:**

**June 18 - July 11**

**(no class July 4)**

**6pm - 9pm**

**Class Price: \$215**

**\*Member: \$190**



## LEARN TO WEAVE, THE LENGTHENED APPROACH

**Instructor: Beth Duncan**

Learning to Weave, the Lengthened Approach allows you to use the week to submerge yourself in the weaving process. You will learn how to measure the warp, dress the loom, and weave. As the week progresses, learn more techniques, history and why weaving is an incredible and exciting craft.

**Monday-Friday: July 15 – 19**

**9:30am - 4:30pm**

**Class Price: \$340**

**\*Member: \$315**



## WEAVING - LOG CABIN

**Instructor: Michele O'Reilly**

Learn to take your Intro to Weaving skills to now working with a Color & Weave technique - Log Cabin. You will reinforce the skills learned and build on them by selecting 2 colors to create an interesting optical pattern. You will again wind your warp, dress the loom, and weave either a scarf or table runner.

Prerequisite: Intro to Weaving

Next suggested Class: Beginning Weaving / Beyond Beginning Weaving / Weaving Fundamentals II - Twills

**Saturdays: July 20, 27**

**9am - 5pm**

**Class Price: \$185**

**\*Member: \$160**

**Materials Fee: \$28**



## INTRO TO WEAVING FOR THE VISUALLY IMPAIRED

**Instructor: Heather Winslow**

In this condensed introduction to hand weaving you will weave a nice warm scarf. This is a concentrated weaving class designed for those who are visually impaired or blind. Each step in the process will be verbally and tactually explained. You will learn how to measure your warp yarn and get it onto your floor loom (provided as part of your tuition fee). As you weave you will experience the mystery and joy of seeing your fabric evolve. Handouts and patterns will be provided in braille, MS Word files, or large print upon advanced request. Returning students may design their own project.

Maximum number of students is 8.

**Monday - Friday: July 22 – 26**

**9am - 4pm**

**Class Price: \$325**

**\*Member: \$300**



## WEAVING FUNDAMENTALS II - TWILL

**Instructor: Heather Winslow**

To advance beyond beginning level, a weaver must understand weaving drafts and twill structure. In this class you will plan and execute a project of your choice in twill - calculate warp sett, width, length, and yarn requirements; design a weaving drawdown; learn weaving shortcuts and finishing techniques. After completion of this class, you will be ready to design your own projects and move into other weave structures. This is a good class to take after Introduction to Weaving or as a refresher if you haven't woven for awhile.

Prerequisite - have set up a loom at least once.

**Friday and Saturday: August 2, 3**

**9am - 5pm**

**Class Price: \$180**

**\*Member: \$155**



## Basketry

### BERRY BASKET

**Instructor: Ellen Phillips**

Beginning basket. Continuously woven basket, square to round that incorporates a handle.

**Saturday: June 15**

**10am - 4pm**

**Class Price: \$100**

**\*Member: \$75**

**Materials Fee: \$10**



### DOOR BASKET

**Instructor: Ellen Phillips**

Basket for your door that can be changed seasonally. This is a woven pocket basket, with handle and lashed rim. Weaving techniques for all levels.

**Saturday: August 10**

**10am - 4pm**

**Class Price: \$95**

**\*Member: \$70**

**Materials Fee: \$8**



## Glass Fusing

### CREATING FUSED GLASS PATTERNS:

#### FORM AND FLOW

**Instructor: Amy Simpson**

Create complex designs in kiln formed glass with the integration of pattern bars. Explore glass flow and learn how to harness it. In addition to learning how to cut their bars, students will learn construction options and kiln preparation and damming. After creating several types of pattern bars, students will be able to assemble and fire a unique piece. Additional projects may be made as time and materials allow. While prior glass cutting and fusing experience would be beneficial, it is not required.

**Mondays: June 3 - July 1**

**1pm - 4pm**

**Class Price: \$200**

**\*Member: \$175**

**Materials Fee: \$75**



### RING OF ICE AND FIRE

**Instructor: Amy Simpson**

A solid foundation in glass cutting is essential in all fused glass work. Strip construction is one of the most versatile approaches in both furthering one's cutting abilities and in offering a variety of exciting design possibilities. This striking sculpture combines several fused glass techniques to create your own outstanding 16" glass ring. No experience needed. Iron stand included.

**Wednesdays: June 5 - 19**

**10am - 2pm**

**Class Price: \$165**

**\*Member: \$110**

**Materials Fee: \$60**



## FLOWER FUSION

**Instructor:** Amy Simpson

Have fun with this easy method of blending glass powders. Learn how to utilize multiple sizes of frits in combination with your custom mixtures to create a set of three garden stakes and one bowl. This process is highly addicting and easy enough for anyone to enjoy. No fusing or glass cutting experience is required

**Wednesdays: June 26, July 3**

**1pm - 4pm**

**Class Price: \$110**

**\*Member: \$135**

**Materials Fee: \$30**



## BUBBLES AND CONSTRUCTS AND LINES, OH MY!

**Instructor:** Amy Simpson

Perfect for students who are looking to delve into correct construction techniques, this class is geared toward students who have an excess of specialized and custom-made glass sheets from previous classes. Let's put those to use! Projects are flexible and dependent upon each student's personal direction.

Returning Linear Fused Glass Canvas students are encouraged to further stringer possibilities. New students welcome as well!

**Mondays: July 15 - August 5**

**1pm - 4pm**

**Class Price: \$165**

**\*Member: \$140**

**Materials Fee: \$75**



## FUSED GLASS JEWELRY: WEARABLE ART AND BEYOND

**Instructor:** Amy Simpson

Part II of fused glass jewelry-making! Create your very own fused glass pendants and earrings while discovering the endless creative potential of fused glass. Students will learn to use beautiful dichroic glass, along with opal and transparent glasses, in a variety of different approaches to produce sparkling pieces of jewelry. Cold working techniques, along with tips and tricks to expand your fused glass horizons, will get you fired up about glass. While prior glass cutting and fusing experience would be beneficial, it is not required.

**Wednesdays: July 17 - August 7**

**10am - 2pm**

**Class Price: \$210**

**\*Member: \$185**

**Materials Fee: \$65**



## Lampwork

### LAMPWORK SCULPTURAL FLOWERS

**Instructor:** Tara Wisniewski

In this two-week class we will work on techniques for making sculptural flower beads. Hone your skills at controlling the heat of the flame to create different styles and varieties of flowers and beads.

Prior lampworking experience required. (Advanced beginner to Intermediate Skill)  
**Mondays: June 10, 17**  
**6pm - 9pm**  
**Class Price: \$105**  
**\*Member: \$80**  
**Materials Fee: \$15**



## MAKING JEWELRY WITH YOUR HANDMADE GLASS BEADS

**Instructor:** Allison Johnson

You love to make glass beads at the torch and have accumulated a nice collection of these colorful and decorative objects. Now what will you do with your lovely beads? Join this workshop and learn several basic techniques to transform your glass beads into jewelry that you wear. Design a fully beaded necklace and bracelet with accent beads and a secure and functional clasp. Create a pair of earrings with a matching set of beads. Turn your favorite glass bead into a pendant that suspends from a delicate chain necklace. Learn to use crimps, headpins, jump rings, and simple wire working techniques to complete your jewelry designs in functional and well-crafted way. High quality findings including sterling silver wires and earring hooks will be used in each jewelry design.  
**Saturday: July 13**  
**10am - 1pm**  
**Class Price: \$65**  
**\*Member: \$40**  
**Materials Fee: \$20**



## INTRODUCTION TO LAMPWORK

**Instructor:** Tara Wisniewski

In this one evening class we will explore how to make glass beads with a torch. We will discuss the safety behind working with hot glass, the tools needed and the basic techniques of creating simple glass beads. Come release your inner pyromaniac and have some fun. (No experience required)

**Monday: July 22**

**6pm - 9pm**

**Class Price: \$70**

**\*Member: \$45**

**Materials Fee: \$15**



## Glass Blowing

### INTRODUCTION TO GLASSBLOWING

**Instructor:** Alan Shontz

In each session students will learn about the glass studio, its equipment, the tools used and the basics of glassblowing. Each student will have the opportunity to create their own piece of glass art with the assistance of the instructor from one of the following forms: a paperweight, a small vase, a stemless wine glass or a rocks glass. Pieces will be available for pickup a minimum of 48 hours following completion of the class.

This is a 2-hour class (minimum 2 people)

**Please call shop for available dates and times**

**Class Price: \$115**

**\*Member: \$90**

**Materials Fee: \$15**



### FURTHER EXPLORATIONS IN GLASSBLOWING

**Instructor:** Alan Shontz

The purpose of this class is to provide you a complete hands-on immersion into the tools, studio equipment and basic techniques so you can make an informed decision BEFORE you move onto advanced instruction. Areas to be covered include use of: tweezers, jacks, shears, diamond shears and blocks as well as gathering, marvering and blowing.

This is a 3-hour class (minimum 2 people)

**Please call shop for available dates and times**

**Class Price: \$205**

**\*Member: \$180**

**Materials Fee: \$15**



## ADVANCED GLASSBLOWING INSTRUCTION

**Instructor:** Alan Shontz

The goal of advanced instruction is to teach you the skills required to make your own art glass. Advanced instruction is tailored to each student. Each session builds on your experience to hone and refine skills and focus on advanced techniques such as adding lip wraps, trailing color, creating overlays, pulling necks, making incalmo pieces, pulling and incorporating cane, creating and incorporating murrine. Most importantly it will focus on working hotter and thinner.

**Please call shop for available dates and times**

**Class Price:** \$265

*(3 hour time slot)*

**\*Member:** \$240

**Materials Fee:**

*All materials to be purchased by student*



## Blacksmithing

### BASIC IRON FORGING AND BLACKSMITHING

**Instructor:** Dan Caldwell

Learn the fine art of forge welding and techniques of blacksmithing. This workshop will explore different types of metal-working processes used to produce decorative and functional items in iron. Work will focus on organic shapes in iron and copper. Some possible projects will include S hooks, metal punches or letter opener.

**NOTE:** This class is a prerequisite for all other blacksmithing and knife making classes. This is a 1-day class. All other sessions are the same class offered at different times.

#### SESSION A

**Thursday: May 30**

**9am - 5pm**

#### SESSION B

**Friday: June 7**

**9am - 5pm**

#### SESSION C

**Saturday: June 8**

**9am - 5pm**

#### SESSION D

**Saturday: June 15**

**9am - 5pm**

**Class Price:** \$120

**\*Member:** \$95

**Materials Fee:** \$25



## KNIFE FORGING

**Instructor:** Dan Caldwell

In this class, you will make a knife with a decorative exotic wood or antler handle. We will forge weld patterned Damascus blades as well as study traditional Japanese blade forging/heat treatment. Learn the basic tools and techniques used in bladesmithing and handle work. We will explore different types of processes used to produce functional knives. There will be many different kinds of exotic woods and other materials available for purchase like brass, copper and nickel silver.

**Fridays and Saturdays: June 21, 22, 28, 29**

**9am - 5pm**

**Class Price:** \$345

**\*Member:** \$320

**Materials Fee:** \$45



## LEATHER SHEATH MAKING FOR A KNIFE

**Instructor:** Dan Caldwell

In this class you will learn the skills of how to make a nice and professional looking sheath for your fixed blade knife that you can be proud of. We will concentrate on the form, layout as well as tooling designs, stitching, dyeing and finishing of the leather. Tools, snaps and heavy leather will be provided for a knife with up to a 7" blade.

**Wednesday, Thursday:**

**July 17, 18**

**6pm - 9pm**

**Class Price:** \$105

**\*Member:** \$80

**Materials Fee:** \$35



## WELDING FOR THE ARTIST OR HOBBYIST

**Instructor:** Dan Caldwell

Learn the basic tools and techniques of welding and torch cutting, using MIG, Stick and OX Propane torches. In this two-day class we will explore different types of fastening processes used to produce decorative and functional items. We will focus on learning the processes of welding-brazing, silver solder and riveting. This class requires some physical activity. Only people with good wrist, arm and leg function should attend.

**Friday, Saturday:**

**July 19, 20**

**9am - 4pm**

**Class Price:** \$180

**\*Member:** \$155

**Materials Fee:** \$20



## BLACKSMITH TOOL MAKING & FORGING

Instructor: Dan Caldwell

Learn to make and forge your own tools, as well as heat-treating processes and tool steels. In this workshop, we will explore different forging processes used to produce functional tools. This class requires hammering and other vigorous physical activity. Only adults with good wrist, arm, shoulder, leg and hand/eye function should attend. Very long hair should be braided or worn back in a ponytail. Must have taken Beginning Blacksmithing before signing up for this class.

**Friday, Saturday: August 2, 3**

**9am - 5pm**

**Class Price: \$205**

**\*Member: \$180**

**Materials Fee: \$45**



## VIKING AXE FORGING

Instructor: Dan Caldwell

Come make a Viking Belt Ax with a decorative functional wood handle. We will forge weld the ax blade and study traditional forging/heat treatment. This 2-day class is designed to be challenging to the intermediate and advanced blacksmith/bladesmith. Learn the basic tools and techniques used in AX forging and handle work. Some attention will be given to various Viking carving motifs used to decorate the wood handle. We will explore different types of processes used to produce functional historic axes such as the pole, tomahawk/throwing and boarding ax. Prerequisites: Prior blacksmithing, knife/metal forging classes or the instructor's consent. Must be 18 years or older. This class requires physical activity. Only people with good wrist, arm and leg function should attend.

Note: If your forging skills are rusty or it's been a while since your last blacksmithing class or practice, I recommend you take one of the forging classes prior to this class.

**Friday and Saturday: August 9, 10**

**9am - 5pm**

**Class Price: \$230**

**\*Member: \$205**

**Materials Fee: \$30**



*create. yourself.*

## Jewelry / Fine Metalwork

### BEGINNING AND ADVANCED METALSMITHING AND JEWELRY

Instructor: Neil Anderson

This five-week session is for first time and returning students. You will incorporate various basic and advanced metals techniques to create original wearable or sculptural projects using non-ferrous metals, stones, found objects, and other materials. Emphasis will be on design and function. Beginning students will create a fabricated silver ring and a copper or brass etched bracelet or book mark. Advanced students will receive instruction for their metal smithing goals.

#### SESSION A

**Tuesdays: June 4 - July 2**

**6pm - 9pm**

#### SESSION B

**Tuesdays: July 9 - August 6**

**6pm - 9pm**

**Class Price: \$200**

**\*Member: \$175**

**Materials Fee: Materials to be purchased in class**



## DESIGN AND BUILD IT - JEWELRY!

Instructor: Claudia Engel-Rush

This class explores different techniques in jewelry making. Work with silver, copper or other raw materials to bring your ideas to life! You will be able to work with multiple techniques, some examples are: etching, lost wax casting, fabrication, stone setting and much more. Not everything can be covered in this session, but is available. This is open to ALL skill levels.

#### SESSION A

**Thursdays: June 6 - July 11 (no class July 4)**

**1pm - 4pm**

#### SESSION B

**Friday: June 6 - July 11 (no class July 4)**

**6pm - 9pm**

**Class Price: \$200**

**\*Member: \$175**

**Materials Fee: Materials to be purchased in class**

#### SESSION C

**Thursdays: July 18 - August 8**

**1pm - 4pm**

#### SESSION D

**Thursdays: July 18 - August 8**

**6pm - 9pm**

**Class Price: \$165**

**\*Member: \$140**

**Materials Fee: Materials to be purchased in class**



## CHAIN MAILLE - DODECHEDRON BALL

**Instructor:** Michele O'Reilly

Chain Maille is the craft of joining rings in a pattern to make an object or pattern. In this class we will learn 2 different Dodechedron Balls which can then be used as ornaments, ceiling fan pulls or decorations. Smaller versions can also be earrings.

**Saturday: August 3**

**10am - 2pm**

**Class Price: \$80**

**\*Member: \$55**

**Materials Fee: \$10**



## Enameling

### TORCH FIRED ENAMELING

**Instructor:** Robin Schoenburg

We're going to spend the day learning this fun art form. You will go home with a number of samples that you can use as charms. If you have your own jewelry tools, you are welcome to bring them but it is not required. All materials will be provided. We will be working with torches. Wear natural fiber clothing, closed-toe shoes and tie hair back. Bring a lunch.

**Friday: July 12**

**10am - 4pm**

**Class Price: \$105**

**\*Member: \$80**

**Materials Fee: \$35**



## Metal Clay

### METAL CLAY OPEN STUDIO

**Instructor:** Katherine

Here is your opportunity to work on projects you never finished, create something completely new, or just experiment. The instructor will not present any specific projects but will be available to assist with almost any project you may wish to attempt.

\*Additional clay and supplies will be available for order and purchase at the first class. PREVIOUS EXPERIENCE REQUIRED

**Wednesdays: June 19, 26, July 10, 17**

**6pm - 9pm**

**Class Price: \$160**

**\*Member: \$135**

**Materials Fee: \$35**



## Wood

### WOOD CARVING - BEGINNING TO INTERMEDIATE

**Instructor:** Ron Diller

Learn to carve relief and in the round (3 dimensional). In this class there is plenty of time available for one-on-one instruction. Choose from a variety of already designed projects or design a project especially for you. A project may take only one session but others may take more. Some rough outs/blanks will be available. Focus is on carving techniques in basswood but discussions/demos will include carving knives, painting styles, wood burning, various carving woods and other techniques used to accentuate and complete a carving.

#### SESSION A

**Saturday: June 8**

**10am - 2pm**

#### SESSION B

**Saturday: July 13**

**10am - 2pm**

#### SESSION C

**Saturday: August 10**

**10am - 2pm**

**Class Price: \$80**

**\*Member: \$55**

**Materials Fee: \$2**



## Pottery

### CERAMICS - BEGINNING AND INTERMEDIATE

Learn a strong foundation on throwing and hand building functional ware. We will talk about different artist and their techniques so we can put them into practice. This class is designed to provide the basics for a strong foundation in wheel thrown and hand built ceramic forms. Build your basic skills and enhance your existing skills through demonstrations and individual instruction. Wheel throwing will focus on centering, shaping and creating basic vessel forms such as cylinders, vases, bowls, mugs and plates. Hand building will focus on slab and coil work to create one of a kind unique ceramic forms. All levels are welcome to attend, but the focus will be the foundations of ceramics with guidance for the intermediate student to further explore personal expressions in ceramics.

#### SESSION A

**Instructor: Matt Brej**

**Mondays: June 3 - July 29**

**6pm - 9pm**

#### SESSION B

**Instructor: Jonathan Pacheco**

**Mondays: June 3 - July 29**

**9:30am - 12:30pm**

**Class Price: \$310**

**\*Member: \$285**

**Materials Fee: \$18**



### INTERMEDIATE CERAMICS

**Instructor: Jodi Younglove**

This class is designed for the intermediate or advanced student. Enhance your existing skills through demonstrations and individual instruction. Advanced handbuilding and throwing projects will be demonstrated.

**Tuesdays: June 4 - July 30**

**9:30am - 12:30pm**

**Class Price: \$310**

**\*Member: \$285**

**Materials Fee: \$18**



## BASIC WHEEL THROWING

**Instructor:** Matt Brey

In this introductory wheel throwing class, students will focus primarily on basic wheel throwing mechanics. They will learn how to wedge, center, throw, and trim clay involved with wheel thrown pottery. During the course, students will work towards completing cylinders, cups/mugs, and bowls in a collaborative communal studio atmosphere. By the end of the course, students will not only know their way around a ceramic studio, but they will be able show off their new found skills as wheel thrown potters.

**Tuesdays: June 4 - July 30**

**6pm - 9pm**

**Class Price: \$310**

**\*Member: \$285**

**Materials Fee: \$18**



## CERAMIC SCULPTURE AND SURFACES

**Instructor:** Jose Avalos

This course offers the student an opportunity to create functional and non-functional ceramic artwork through the techniques of pinching, slab building, coiling and molding. Emphasis will be placed on sculptural aesthetic and surface techniques.

**Wednesdays: June 5 - July 31**

**9:30am - 12:30pm**

**Class Price: \$310**

**\*Member: \$285**

**Materials Fee: \$18**



## CERAMICS AND SURFACES - BEGINNING AND INTERMEDIATE

**Instructor:** Matt Brey

In this class, students will gain a strong foundation on throwing and hand building ceramic vessels, while exploring techniques designed to personalize their basic pottery forms into unique works of art. Wheel throwing will focus on throwing mechanics, creating forms like vases, bowls, mugs, cylinders, and plates; Hand-building will focus on coil and slab construction to establish form. Secondary alteration will be strongly encouraged through various surface technique demonstrations like underglaze application, carving, and faceting.

All levels are welcome to attend.

**Wednesdays: June 5 - July 31**

**6pm - 9pm**

**Class Price: \$310**

**\*Member: \$285**

**Materials Fee: \$18**



## CERAMICS - INTERMEDIATE AND ADVANCED

This class is designed for the student with an established base of ceramic skills. The class will set goals and work toward those goals through demonstrations and guidance from the instructor. The class will focus on more complex ceramic forms, glazing and bringing your skills to the next level. Some areas that may be explored are combined forms, larger thrown/hand built forms, bottles, lidded forms, alternate firing techniques, glaze/surface decoration, as well as sculptural expressions. All levels are welcome but the main focus of the class will be taking your already established skills to the next level.

### SESSION A

**Instructor:** Jodi Younglove

**Thursdays: June 6 - August 8 (no class July 4)**

**9:30am - 12:30pm**

### SESSION B

**Instructor:** Jay Walsh

**Thursdays: June 6 - August 8**

**(no class July 4)**

**1pm - 4pm**

### SESSION C

**Instructor:** Jay Walsh

**Thursdays: June 6 - August 8 (no class July 4)**

**6pm - 9pm**

**Class Price: \$310**

**\*Member: \$285**

**Materials Fee: \$18**



# Class Registration & Cancellation Policies

## Classes taught by Fine Line faculty

To reserve a space in classes or workshops, you are required to pay for all tuition and material fees in full. Please register for classes at least 7 days prior to when that class meets. If you withdraw from a class 8 days prior to the beginning, you will receive a refund less a \$10 cancellation fee. If you withdraw from a class 7 days or less prior to the class, you will not receive a refund. If a class is canceled, you will receive a full refund.

## Guest Artist Workshops

Fine Line must commit to workshops well in advance.

You may either pay for the workshop in full or pay a nonrefundable deposit of \$50 to register for the class. If you cancel more than 45 days before the class you will

receive a refund minus a \$50 cancellation fee. If you must cancel after the 45 days, you will not receive a refund. Perhaps you can find someone to take your place so your payment is not totally lost. If you use the \$50 non-refundable deposit, your balance for the workshop is due 45 days before the workshop begins. If Fine Line must cancel a workshop, your money will be refunded.

## Ways to register:

Please visit us at: [fineline.org](http://fineline.org) to see our current listing of classes, sign-up and pay.

If you prefer you can call our shop during office hours: 10-5, M-Sat; 630-584-9443.

Or stop by the shop during office hours to register for your classes.

# Private Instruction

Days, dates and times must be arranged with the instructor. Cost is \$50 per hour (\$30 for members) unless otherwise indicated. *Materials fee additional*

## Blacksmithing

*Dan Caldwell*

## Ceramics

*Jay Walsh*

## Dyeing

*Dagmar Klos*

## Fine Metals

*Claudia Engel-Rush*

## Weaving, Spinning

**and Hand Knitting**

*Heather Winslow*

## Machine Knitting

*Connie Blieszner*

## Metal Clay

*Katherine Steinbring*

## Paper Making, Collage

*Carol Kazwick*

## Pastel Painting

*Carol Zack*

## Ply Split

*Michele O'Reilly*

## Thermofax

*Susan Infante*

## Sewing

*Robin Schoenburg*

## Watercolor

*Gale Trausch*

## Weaving, Spinning or

**PCW Fiberworks**

*Jennifer Chou*

## Woodcarving

*Ron Diller*

# Membership

<b>Individual:</b>	<b>Two People:</b>	<b>Student 1 year:</b>
<b>1 year \$40.00</b>	<b>1 year \$75.00</b>	<b>\$30.00</b>
<b>2 years \$75.00</b>	<b>2 years \$145.00</b>	<b>(18-25 with valid school i.d.)</b>

## Benefits:

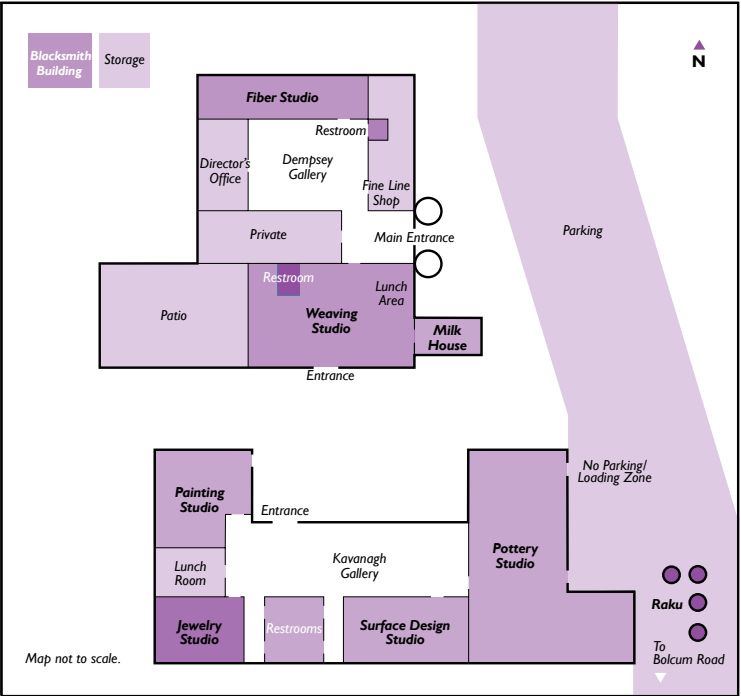
- All mailings including *Create. Communiqué.* (members newsletter) and invitations to all of our events.
- Discounts on classes and workshops
- Priority access for guest workshops
- Opportunity to jury into Dempsey Artisan Gallery and Artisan Gift Sale (Christmastime at Fine Line) which are member only shows.
- 10% discount on most items in the Fine Line Supply shop
- Summer member social

## Sustaining Memberships and Benefits: (one year)

<b>Ostewig Level</b>	\$200	Basic member benefits plus 2 concert tickets
<b>Dempsey Level</b>	\$500	Basic member benefits plus 2 concert tickets and 2 Uncommon Threads tickets with VIP seating.
<b>Kavanagh Level</b>	\$1,000	Basic member benefits plus 2 concert tickets, 2 Uncommon threads tickets with VIP seating and an exclusive preview to the Artisan Gift Sale (Christmastime at Fine Line)

**Become a member online at: [fineline.org](http://fineline.org) or by calling the shop**

# Facility & Location Map



*The lunch area in the Weaving Studio and lunch room in the Kavanagh Building both have a microwave, refrigerator and pop machine.*

## Fine Line Creative Arts Center

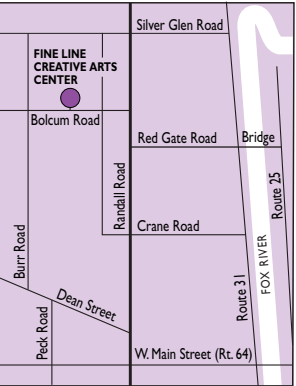
37w570 Bolcum Road  
St. Charles, IL 60175  
630.584.9443  
[info@fineline.org](mailto:info@fineline.org)  
[www.fineline.org](http://www.fineline.org)

## Here's How to Find Us

Coming West on I-90, exit at Randall Road. Go South (left) on to Randall. Go to Bolcum (approximately 8 miles). Turn West (right) onto Bolcum. Approximately 1 block past Crane Road is the new entrance to Fine Line. Across from the Primrose Soccer Fields.

Coming East on I-90, exit at Randall Road. Go South (right) on Randall to Bolcum Road. Follow above directions.

Coming East or West on I-88, exit at Orchard. Turn right and follow to Randall Road. Turn North (left) on to Randall Road. Go to Bolcum. (Bolcum is about 3 1/2 miles north of Route 64.) Turn West (left) on to Bolcum. Approximately 1 block past Crane Road is the new entrance to Fine Line. Across from the Primrose Soccer Fields.



FINE  
LINE

CREATIVE  
ARTS  
CENTER

37w570 Bolcum Rd.  
St. Charles, IL 60175



This program is partially  
funded by a grant from  
the Illinois Arts Council

