



create. yourself.

winter/spring 2020

FINE
LINE

CREATIVE
ARTS
CENTER



Basketry.....	17	Jewelry/Fine Metalwork.....	25
Blacksmithing.....	23	Knitting.....	13
Book Making.....	6	Lampwork.....	19
Braiding.....	10	Membership.....	33
Chain Maille.....	28	Metal Clay	28
Collage.....	6	Painting	7
Design A Class.....	3	Photography	8
Drawing.....	7	Polymer Clay	29
Dyeing.....	11	Pottery.....	30
Enameling.....	28	Private Instruction	32
Fabric and Surface Design	11	Registration	32
Facility Map.....	33	Special Classes	3
Felting.....	11	Stained Glass	22
Fusing.....	17	Upcoming Events.....	2
Glass Blowing.....	22	Weaving.....	15
Guest Artist Workshops.....	4		

Fine Line is for new and experienced adult art makers of all levels unless otherwise noted.

From Our Director

2020 here we come! This will be the start of a new decade – I hope you make it your decade for the arts. Reconnect with an artform from your past or try something new. This schedule is full of great opportunities to learn.

Our new glass blowing studio is in full swing – take a class or stop by when Alan is here to observe – it is fascinating to watch the molten glass being worked.

Also, our Glass & Metals studio expansion of the Kavanagh Building is complete and ready for more classes than ever before. We have new faculty with new ideas and techniques – ***Sign up now!***

Thank you to everyone who attended and/or volunteered for Uncommon Threads. It was such a great day and a huge success. I hope that you plan on attending next year!

We will end our year with Artisan Gift Sale ***Christmastime at Fine Line*** which will kick off on December 6th and run through December 14th.

Fine Line offers two **scholarships** per semester under the Pat Ostewig Memorial Scholarship Program. These scholarships are open to anyone interested in taking classes at Fine Line. Applications are on our website and are due December 1st for the winter/spring semester.

Please remember we will be closed for a semester break from December 22 - January 5. Class registration is always available online at www.fineline.org.

The Early Bird gets dollars off! That's right – register for a **Winter/Spring** class or workshop (paid in full) from now until December 1, 2019 at 5pm and mention Early Bird in the shop or use discount code **clm** for members and **eb** for non-members, in the shopping cart online, and receive the early bird special pricing. Register for your favorite classes and take advantage of this special pricing!

Looking forward to seeing you here!

create. yourself.




create. yourself.

Upcoming Events

January

- 6 Winter / Spring sessions begin
- 10 “Art 2020, It’s What We Create” gallery opening reception
- 11 Exploration Day

February

- 15 Dyllis Braithwaite textiles opening reception
- 28 Teacher Institute Day

March

- 27 “Reflections”- a glass and photography show opening reception

April

- 10 - 12 Closed for Easter
- 17 “Porcelain Pottery” Guest Artist Workshop
- 30 - May 2 “Basic Fit Workshop, A” Guest Artists Workshop

May

- 15 “Voices of the Midwest” Opening reception
- 14 - 16 “Basic Fit Workshop, B” Guest Artist Workshop
- 16 “Flowers and Edging in Turkish Lace” Guest Artist Workshop
- 23 - 25 Closed for Memorial Day

June

- 6 - 7 Fine Line Art Festival/ Fox River Arts Ramble



office, gallery & shop hours

Mon – Sat, 10am – 5pm

classes

Mon – Thurs, 9am – 9pm

Fri & Sat, 9am – 5pm

Closed Sundays & Holidays

create. yourself.

Design A Class!

Want to take a class with us? Can’t fit it into your schedule? Create your own class! Round up three or more friends that want to take the same class, come up with a short list of possible dates and times, and contact our Program Director, Jodi Younglove, jodi@fineline.org to discuss your options. Jodi will put together some options for you and before you know it, you will be in the classroom. Please note that we must have at least four students for this to run. Most classes can accommodate up to eight students.

Are you interested in a class that we offered in the past that’s not on our current class roster? Contact Jodi and she will make every attempt to make that happen as well.

So go ahead and let your inner creative juices flow! Gather your favorite friends, coworkers, or family members, and come enjoy a class that has been created just for you and your special group.

The Early Bird gets dollars off!

That’s right – register for a Winter/Spring class by December 1 and receive a discount.

In the shop – **Early Bird**

Online – use code during checkout

Member code (includes member and early bird discounts) – **clm**

Non-member code – **eb**

Special Classes

FINE LINE EXPLORATION DAY

Start your new year at Fine Line! Enjoy a “taste” of each class you choose. All materials and lunch are provided. Perfect for beginners wanting to try something new!

The classes we will be offering are: Handbuilding ceramics, Thermofax screen printing, Blacksmithing (Weather permitting), Felting, Chain Maille, Weaving on the floor looms, Cuff bracelet, Photography, Glass beadmaking and Glass blowing. Please go to the online class listing for full descriptions. Arrival is 9:00 to pick-up your class assignments. Your first class will begin at 9:30. Your last class ends at 3:40.




NEW CLASS SIGN-UP PROCEDURES

This year you will sign-up for your classes in advance.

Please go to the online class listing for full details.

Saturday: January 11; 9 am – 4 pm

Class Price: \$70



Guest Artist Workshops

PORCELAIN POTTERY WITH DELORES FORTUNA

Instructor: Delores Fortuna

Kavanagh Building
Griffith Ceramics Studio

Join Delores for a slide presentation on Friday evening followed by a combination of demo and hands on workshop Saturday. Don't miss the opportunity to see the wonderful ceramic artist in person. To learn more about Delores Fortuna, go here: www.fortunapottery.com.

Friday: March 20; 6 - 7:30 pm;

Saturday: March 21; 9am - 4pm

Class Price: \$145

***Member: \$120**



FLOWERS AND EDGING IN TURKISH LACE

Instructor: Victoria Ong

Kavanagh Building
Surface Design Studio

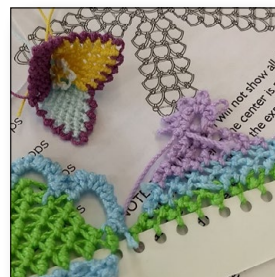
In this workshop, Victoria will teach beginners how to create edgings and a traditional scarf flower motif. Learning points: Knots and loops - the fundamental units in needle lace technique, increasing loops in a row, decreasing loops in a row, casting on new color or adding more thread, good practice with tail ends and undoing knots and mistakes, the effects of layering, the effects of outlining, the effects of linking petals. It is most important for participants to be comfortable with working with thread and needle, and have good vision, dexterity, and motor skills. All materials provided. Learn more about Victoria and see her work at: www.flowersinthreads.com.

Saturday: May 16; 9 am - 4 pm

Class Price: \$120

***Member: \$95**

Materials Fee: \$25



BASIC FIT WORKSHOP - PATTERN ALTERATION - SESSION B

Instructor: Nancy Snead

Kavanagh Building
Painting Studio


You have been sewing for years but now you seem to be spending endless hours trying to get your garments to fit properly! Don't give up! Through much trial and error, I have developed easy and foolproof ways to customize the fit of your garments. I start with the Palmer Pletsch method and from there show you some additional shortcuts that will allow you to customize the fit of all your commercial patterns. This process is logical and sequential and easy to follow. You will love knowing all your creations will fit you perfectly. The bodice is the hardest to fit and that is the focus of this class. No sewing machines needed for this workshop.

Class size is limited to 5 students to give you individual attention.

Thursday - Saturday: May 14 - 16; 9 am - 4 pm

Class Price: \$375

***Member: \$350**



OPENING THE REALM OF ABSTRACTION

Instructor: Marianne Mitchell

Kavanagh Building
Painting Studio

This course is for realist painters wanting to incorporate more abstract "looser" expression in their work and for abstract painters seeking guidance in developing their expression. The focus will be on understanding the four phases involved in creating an abstract painting that engages emotionally and intellectually through the artist's handling of their chosen medium. Discussions, demonstrations and exercises will emphasize the relationship between emotional expression, compositional skill and technical facility while each student is supported on their artistic journey throughout the workshop.




Marianne is proficient in oils, chalk and oil pastel, acrylic, watercolor, and welcomes all mediums in the workshop. Marianne's demos include sharing her methods developed to achieve luminous layers of colors in oil pastel and oil paint. Supply lists for using these mediums and technique available upon request.

See her work at: www.mariannemitchell.com

Friday - Sunday: June 12 - 14; 9:30 am - 4:30 pm

Class Price: \$475

***Member: \$450**



DRAWING ON METAL

Instructor: Deb Karash

Kavanagh Building
Jewelry Studio


Who doesn't want to add a little color to their jewelry, or maybe your own patterns and images? This class focuses on my technique for drawing on metal with colored pencils. Learn to add color and excitement to your work with my special technique. In this 3-day class you should finish at least one pendant and several sample pieces. Fabrication techniques will be covered as time allows. All levels welcome.

Learn more about Deb's work and read her bio here at: www.debkarash.com.

Friday - Sunday: June 19 - 21; 9:30 am - 4:30 pm

Class Price: \$525

***Member: \$500**



COLOR POWER - WITH TIM BOTTS

Instructor: Tim Botts


Kavanagh Building
Painting Studio

We will begin exploring color through black and white studies in value contrast and density. Exercises with colored paper and color mixing will help us understand hues and color schemes. We will also make responses to various types of music with experimental marks on paper. Opaque and transparent use of gouache, gradation through the letters, layering, and working dark and light on medium value paper will all be demonstrated along with opportunities to try each technique. A slide talk will illustrate color as a tool for a wide range of expressions. Knowledge of one writing style is recommended.

Saturday: November 7; 9 am - 4 pm

Class Price: \$145

***Member: \$120**



Classes

Book Making

HANDMADE JOURNALS AND SKETCHBOOKS

Instructor: Carol Kazwick
*Kavanagh Building
Surface Design Studio*

We will make two beautiful journals using beautiful hand screened Japanese papers and other wonderful papers. They will be constructed using hard board covers bound with a Japanese binding technique and make wonderful containers for your drawings and writings.

Saturday: April 4; 10 am - 2 pm

Class Price: \$85

***Member:** \$60

Materials Fee: \$25



Collage

NO-FAIL COLLAGE

Instructor: Carol Kazwick
*Kavanagh Building
Surface Design Studio*

Get surprising and wonderful results using Jonaton Talbot's method of creating collages. Learn this technique of masking edges and a unique way of adhering materials. Each collage is guaranteed to be an exciting success.

Fridays: January 24 - 31; 1 pm - 4 pm

Class Price: \$100

***Member:** \$75

Materials Fee: \$25



CRASH COURSE IN DESIGN

Instructor: Carol Kazwick
*Kavanagh Building
Surface Design Studio*

Knowing about design concepts, color and the elements of art can improve your work in whatever medium you choose. In this class we will review these important tools and learn how to use them all while creating several small finished 2-dimensional pieces.

Saturdays: February 8 - 22; 10 am - 1 pm

Class Price: \$120

***Member:** \$95

Materials Fee: \$25



ENCAUSTIC COLLAGE

Instructor: Carol Kazwick
*Kavanagh Building
Surface Design Studio*

Add encaustic wax to your collage repertoire. This ancient process will give your collages a wonderful and very unique surface. We will be using R & F encaustic wax as well as creating our own from beeswax and damar crystals.

Fridays: March 6 - 13; 1 pm - 4 pm

Class Price: \$100

***Member:** \$75

Materials Fee: \$35



ASSEMBLAGE WITH CORNELL

Instructor: Carol Kazwick
*Kavanagh Building
Surface Design Studio*

Joseph Cornell is considered to be one of the most important, prolific and influential artists of the 20th century. In this class we will learn about his life and his amazing assemblages. His work will inspire us as we create our own assemblages full of personal meaning.

Fridays: April 17 - May 1; 1 pm - 4 pm

Class Price: \$120

***Member:** \$95

Materials Fee: \$40



Drawing

COLOR PENCIL

Instructor: Kimberly Mullarkey
*The Barn
Milk House*

Try an exciting and versatile medium - colored pencil. It's a great tool to explore color and express your creativity. We will focus on color theory, composition, and drawing skills. Along with demonstrations, class critiques will be held and time for individual help. This class is great for the beginner and those ready to go beyond! Supply list will be provided.

Fridays: April 17 - May 15; 9:30 am - 12:30 pm

Class Price: \$170

***Member:** \$145



Painting

SECRETS OF PASTEL PAINTING

Instructor: Carol Zack
*Kavanagh Building
Painting Studio*

Explore the art of Pastel Painting! Bring your best soft or oil pastels and enjoy some quality time creating pastel paintings with instructor lead expertise. You will learn pastel painting techniques that include the use of an underpainting, multiple layering of pastel, mixing color, creating decisive color schemes, painting with values, along with instructor led critiques and best practices for presentation. A great class for beginners and advanced!

SESSION A

Mondays: January 6 - February 10; 1 pm - 4 pm

SESSION B

Mondays: February 24 - March 30; 1 pm - 4 pm

SESSION C

Mondays: April 13 - May 18; 1 pm - 4 pm

Class Price: \$200

***Member:** \$175



ARTISTIC EXPRESSION PAINTING WITH ACRYLICS

Instructor: Peggy Sue Seehafer
*Kavanagh Building
Painting Studio*

From ink thin to thick palette knife, acrylic medium offers a variety of ways to create artwork. We will explore many techniques so you are able to find your unique style. If you enjoy nature, realism or impressionism, join us for the exploration of what acrylics will lead you to create. Critiques, demos and lots of painting time. You will learn what stunning art you can achieve with acrylics.

SESSION A

Thursdays: January 9 - 30; 1 pm - 4 pm

SESSION B

Thursdays: March 5 - 26; 1 pm - 4 pm

Class Price: \$140

***Member:** \$115



ACRYLIC EXPERIMENTS

Instructor: Alyce Van Acker
**Kavanagh Building
Painting Studio**

Our class will hopefully promote a spirit of awareness, invention, improvisation, and discovery. Many methods of applying paint will be tried. We will be painting abstracts while enjoying techniques, surprises and materials.

Tuesdays: January 21 - February 25; 1 pm - 4 pm

Class Price: \$205

***Member: \$180**

Materials Fee: \$15



Photography

USEFUL CAMERA SETTINGS EVERY PHOTOGRAPHER SHOULD KNOW

Instructor: Gabriela Gubanovic
**Kavanagh Building
Painting Studio**

Understanding how your camera works is one of the key elements to make beautiful images. This interactive, hands-on digital photography class will help you take control of your camera with ease and to achieve desired results.

SESSION A

Monday: January 13; 6 pm - 9 pm

SESSION B

Saturday: January 18; 9:30 am - 12:30 pm

Class Price: \$70

***Member: \$45**



PHOTO CRITIQUE

Instructor: Gabriela Gubanovic
**The Barn
2nd Floor Meeting Room**

Show your 5 best photographs! Come in to showcase your images, receive feedback and get constructive ideas to improve your photography. Presenting, reviewing and analyzing photographs will help you sharpen your photographic eye and improve your photo judgment skills. This workshop will assist you to gain confidence, shoot better photos and also become a more insightful self-critic of your own work! This is an excellent opportunity to get feedback on specific skills learned in previous workshops, and your development as a photographer.

Saturdays: Jan 25, Feb 22, Mar 28, Apr 25, May 30;

9:30 am - 12:30 pm

Class Price: \$170

***Member: \$145**



HOW TO TAKE SHARP IMAGES

Instructor: Gabriela Gubanovic
**Kavanagh Building
Painting Studio**

Getting your photographs perfectly sharp is something that most photographers want – however, truly sharp images can be difficult to achieve. This workshop is created to help you improve sharpness in your images.

SESSION A

Monday: February 3; 6 pm - 9 pm

SESSION B

Saturday: February 8; 9:30 am - 12:30 pm

Class Price: \$70

***Member: \$45**



TAKE YOUR BEST SHOT

Instructor: Gabriela Gubanovic
**Kavanagh Building
Painting Studio**

During this workshop, we will map out the key factors of exposure that will guide your decision making process so that you always know what to do and how. It will help you master photography and creatively select the best setting for making the photograph you want.

SESSION A

Monday: February 10; 6 pm - 9 pm

SESSION B

Saturday: February 15; 9:30 am - 12:30 pm

Class Price: \$70

***Member: \$45**



WHAT EVERYONE SHOULD KNOW ABOUT CAMERA LENSES

Instructor: Gabriela Gubanovic
**Kavanagh Building
Surface Design Studio**

There is always a lot of emphasis on camera megapixels, sensors, and automation, but the most critical component is the most often overlooked: the lens. In this class you will learn everything you need to know about all different kinds of camera lenses!

SESSION A

Monday: March 9; 6 pm - 9 pm

SESSION B

Saturday: March 14; 9:30 am - 12:30 pm

Class Price: \$70

***Member: \$45**



LEARNING TO SEE CREATIVELY

Instructor: Gabriela Gubanovic
**Kavanagh Building
Painting Studio**

In this creative photography course you will explore the concepts of composition and examine the elements of design. Through different exercises you will develop your artistic way of seeing and use your creative energy to make amazing images.

SESSION A


**Monday: March 16;
6 pm - 9 pm**

SESSION B

**Saturday: March 21;
9:30 am - 12:30 pm**

Class Price: \$70

***Member: \$45**



PORTRAIT PHOTOGRAPHY WORKSHOP


Instructor: Gabriela Gubanovic
**Kavanagh Building
Painting Studio**

Come and learn how to pose your subjects, choose pleasing backgrounds and avoid harsh shadows. A model will be present and a wide variety of photography situations will be set up to illustrate how to read light, pose the models and come away with quality images you can be proud of. Instructor will guide you step by step through the process and teach you how to bring out the best in your natural light portrait photos. All skill levels and camera systems are welcome.

Saturday: April 18; 9:30 am - 12:30 pm

Class Price: \$70

***Member: \$45**



SMARTPHONE PHOTOGRAPHY

Instructor: Gabriela Gusanovic
Kavanagh Building
Painting Studio

Smartphones give us the ability to capture and share photos with a camera that we carry with us, every day of our lives. During this course you will gain the skills and knowledge to produce high quality, creative images that will take your photographs to a whole new level.

SESSION A


Monday: May 4; 6 pm - 9 pm

SESSION B

Saturday: May 9; 9:30 am - 12:30 pm

Class Price: \$70

***Member: \$45**



LANDSCAPE PHOTOGRAPHY NATURE WALK

Instructor: Gabriela Gusanovic
Leroy Oaks Park, St. Charles

Beautiful landscapes are all around us – they are a joy to experience, but a challenge to capture inside a classroom! Join the instructor at Leroy Oaks Park at St Charles and you'll learn the essential tools and techniques for taking photographs that reflect the beauty of landscapes and the captivating details of nature right outside in nature! You'll learn how to plan for ideal light and composition, you will master exposure and focus so you get a better shot in camera and improve your skills while walking in nature with other photographers. All skill levels and camera systems are welcome.

Saturday: May 16; 8 am - 11 pm

Class Price: \$65

***Member: \$40**



Braiding

INTRO TO MACRAME'

Instructor: Lela Luetger
The Barn
Fiber Studio

Learn, or relearn, classic macrame', the art of using simple knotting techniques to create beautiful works of art. Class covers basic knots, mounting, creating patterns, changing direction, and finishing. This class is a lead-in to micro macrame', macrame jewelry, and Cavendoli Knotting.

Saturday: February 8; 10 am - 4 pm

Class Price: \$100

***Member: \$75**

Materials Fee: \$10



ADVANCED MACRAME'

Instructor: Lela Luetger
The Barn
Fiber Studio

Expand on your knowledge of classic macrame', the art of using simple knotting techniques to create beautiful works of art. Go beyond the basics to develop patterns, manipulate colors, plot a design, and learn to use decorative knots effectively.

Saturday: February 22;

10 am - 4 pm

Class Price: \$100

***Member: \$75**

Materials Fee: \$15



Fabric and Surface Design

OPEN WORKSHOP THERMOFAX SCREEN PRINTING

Instructor: Susan Infante
Kavanagh Building
Surface Design Studio

Open workshop for the curious, inexperienced, or practiced thermofax student. You'll learn proper printing techniques using thermofax screens and textile paints. We will discuss designs from clipart, script, and your own original black/white artwork. Designs are burned onto screens in seconds and prepared to print within a few minutes. You take home the samples you make in class, one squeegee, one half frame, and two screens burned with your choice of artwork. Other frame sizes and screens are available for purchase.

SESSION A

Saturday: February 1; 10 am - 1 pm

SESSION B

Saturday: February 29; 10 am - 1 pm

SESSION C

Saturday: March 21; 10 am - 1 pm

SESSION D

Saturday: April 25; 10 am - 1 pm

Class Price: \$70

***Member: \$45**

Materials Fee: \$10



Dyeing

INDIGO

Instructor: Dagmar Klos
Kavanagh Building
Surface Design Studio


Indigo is an ancient dye that has been used by many cultures throughout the world. There is much lore and ritual surrounding indigo. It is a dye that never ceases to amaze. It's like magic – white yarn or cloth comes out of the indigo vat yellow, but quickly turns blue as it reacts with the oxygen in the air. Join us as we explore the exciting and sometimes elusive world of indigo. This class is open to all levels.

Saturday: March 7; 10:30 am - 1:30 pm

Class Price: \$70

***Member: \$45**

Materials Fee: \$10



Felting

FUNDAMENTALLY FELTING - WET FELTING IN 3 DIMENSIONS

Instructor: Lela Luetger
Kavanagh Building
Surface Design Studio

Fundamentally Felting is a series of process oriented classes designed for beginning through intermediate felters. With the student working at his/her own level, learn the basics or enhance your skills. This class will cover 3-dimensional wet felting techniques. Explore methods of creating vessels, relief, and sculpture. Create at least three or more samples/examples.

Saturday: March 14; 10 am - 4 pm

Class Price: \$100

***Member: \$75**

Materials Fee: \$15



FUNDAMENTALLY FELTING - WET FELT IN 2 DIMENSIONS

Instructor: Lela Luetger
*Kavanagh Building
Surface Design Studio*

Fundamentally Felting is a series of process oriented classes designed for beginning through intermediate felters. With the student working at his/her own level, learn the basics or enhance your skills. This class will cover two-dimensional wet felting techniques, exploring methods for creating "flat" felt, which can be pictorial, textile, decorative, or even sculptural. Create at least three or more samples/examples.

Saturday: March 28; 10 am - 4 pm

Class Price: \$100

***Member: \$75**

Materials Fee: \$15



FELTED BIRD SCULPTURE

Instructor: Lela Luetger
*The Barn
Fiber Studio*

Create realistic 3D bird sculptures in felt. Create a basic needle felted body shape, cover with colored wool roving to simulate feather patterns, then add all the details that give life to your avian friend.

Open to all levels of experience.

Saturday: April 25; 10 am - 4 pm

Class Price: \$100

***Member: \$75**

Materials Fee: \$10



FELTED JEWELRY

Instructor: Lela Luetger
*The Barn
Fiber Studio*

Create one-of-a-kind jewelry in felt. Make beads and bangles, cuffs and neck-pieces. Learn techniques in both wet and needle felting. Combine your felt work with traditional jewelry materials for a truly unique piece.

Saturday: May 16;

10 am - 4 pm

Class Price: \$100

***Member: \$75**

Materials Fee: \$10



SHIBORI AND NUNO FELTED SCARF

Instructor: Cynthia Boudreau
*Kavanagh Building
Surface Design Studio*

This is an exciting 2 for 1 class in fiber arts! In the morning you will dye your own large silk chiffon scarf 22 x 90 inches with hand rolled finished edges. We will discuss simple shibori techniques to accomplish this. Following a lunch break, we will lay out wool and silk and then nuno felt to finish a beautiful one of a kind shawl. Nuno is the process of creating a totally new fabric by laminating wool and silk together with agitation and soap and water. Class open to all levels, but I will provide all materials.

Thursday: May 14; 10 am - 5 pm

Class Price: \$100

***Member: \$75**

Materials Fee: \$35



FELTED VESSEL

Instructor: Cynthia Boudreau
*Kavanagh Building
Surface Design Studio*

Learn basic dry and wet felting techniques as you create your own felted vessel. You will begin by layering various wool and silk fibers onto a foam base by needle felting. You will then wet felt and shape your work onto a glass vase shape of your choice with various folds to create an organic shape that can be used with the vase for flowers or plants or a stand alone sculpture.

Saturday: May 30; 10 am - 5 pm

Class Price: \$100

***Member: \$75**

Materials Fee: \$40



Knitting

HAND KNITTING HELP


Instructor: Heather Winslow
*The Barn
Milk House*

Do you have an unending list of knitting projects you would like to try but perhaps you don't have the expertise to follow through by yourself? This class is designed for the knitter (advanced beginner & up) who wishes to pursue more advanced patterns in a group setting with an instructor for individual help. Various knitting techniques will be presented as the class.

Thursdays: January 9, 23; February 6, 20; 10 am - 12 pm

Class Price: \$105

***Member: \$70**



BEGINNING MACHINE KNITTING

Instructor: Connie Blieszner
*The Barn
Fiber Studio*

This is a beginning class designed for those who want to learn to use a knitting machine. No previous knitting experience is required. Knitters will learn how the machine works and techniques needed to knit fabric and garments. These techniques include casting on, binding off, measuring and using gauge, and shaping methods. There will be time to practice during class and students will knit a project, incorporating the techniques.

Tuesdays: January 14 - February 18; 10 am - 1 pm

Class Price: \$200

***Member: \$175**

Materials Fee: \$2



MACHINE KNITTING - ABOVE AND BEYOND

Instructor: Connie Blieszner

The Barn

Fiber Studio

This class is for intermediate/advanced machine knitters who want to expand their skills. Students should bring to class a project on which they want instructor assistance. Students will have access to knitting machines in class, including standard, mid and bulky gauge knitting machines with manual, punch card and electronic patterning capability.

SESSION A

Thursdays: January 23; February 6, 20; March 5, 19;
10 am - 12 pm

Class Price: \$120

***Member: \$95**

SESSION B

Thursdays: April; 9, 23; May 7, 21; 10 am - 12 pm

Class Price: \$105

***Member: \$80**



KNITTING BRIOCHE ON A KNITTING BOARD

Instructor: Connie Blieszner

The Barn

Fiber Studio

Brioche stitch is a popular stitch structure, usually knit on needles. The knitting board, or rectangular loom, is ideally suited to knitting plain brioche. In this class, students will learn to knit 2 color brioche on a knitting board and make scarves with different colors on each side. No previous knitting board experience is necessary; previous knitting experience is helpful. The month between classes is time for knitting. If there are questions on equipment and materials needed, please e-mail the instructor at knittingmachines@fineline.org.

SESSION A

Mondays: February 17, March 16; 10 am - 1 pm

SESSION B

Wednesdays: April 8, May 6; 10 am - 1 pm

Class Price: \$95

***Member: \$70**

Materials Fee: \$3



Weaving

BEYOND BEGINNING WEAVING

Instructor: Robin Schoenburg

The Barn

Weaving Studio

This class is for weavers who have taken a beginning weaving class where they have wound a warp and dressed a loom and are ready to learn more. Each class will have a 15 to 20 minute lecture or demonstration on different topics addressed in weaving. The first class each student will plan a project and choose suitable materials which they will then purchase. The following classes, the students will work on their individual projects. Students must have completed Introduction to Weaving or Beginning Weaving, the Lengthened Approach.

Tuesday, Thursday: January 14 - 30, February 4 - 6;
6 pm - 9 pm

Class Price: \$245

***Member: \$220**



EXPLORE DOBBY LOOM WEAVING - WEDNESDAYS

Instructor: Jennifer Chou

The Barn


Weaving Studio

Are you curious about weaving on a Dobby loom but don't know where to start? This class will briefly explain the difference between treadle loom and Dobby loom. Students will weave a yard of fabric on a Louet 32 shaft Electronic Dobby loom. Instructor will pre-warp the loom using 8/2 cotton. There are plenty of designs to choose from. This class is offered on every Wednesday during Fine Line's open hour (10am-5pm). Please specify the date/time that you'll prefer to take the class and also allows 4 hours of the day to weave. Class fee includes material for Warp & Weft.

Any Wednesday: January 16 - May 1; Time/Date TBD

Class Price: \$45

***Member: \$45**



WEAVING I - INTRO TO WEAVING

Instructor: Michele O'Reilly

The Barn

Weaving Studio

Try your hand at Weaving by completing your first project of a Scarf in just 2 full days. You will choose your fiber of Wool, Cotton or Bamboo; then wind the warp, dress the loom, and weave your scarf. This class will give you a complete taste of the weaving process.

Prerequisite: None.

Next suggested Class: Log Cabin / Beginning Weaving / Beyond Beginning Weaving / Weaving Fundamentals II- Twills.

SESSION A

Saturdays: January 25 - February 1; 9 am - 5 pm

SESSION B

Saturdays: March 14, 21; 9 am - 5 pm

Class Price: \$185

***Member: \$160**

Materials Fee: \$28



RIDGID HEDDLE WEAVING

Instructor: Robin Schoenburg

The Barn

Weaving Studio

Weave a one of a kind scarf while learning to weave on the user friendly rigid heddle loom. You will learn how to thread the loom, weave and finish your handwoven scarf. The first class session we will determine what yarn from your collection of leftovers and odd skeins will work best for your scarf or I can help you select appropriate yarns from our shop. Smoother sport weight to worsted weight yarn is best. Bring to class, scissors, tape measure, smooth medium weight yarn.

SESSION A

Tuesday - Thursday: January 14 - 16; 1 pm - 4 pm

SESSION B

Tuesday - Thursday: May 12 - 14; 6 pm - 9 pm

Class Price: \$115

***Member: \$90**



MORE RIGID HEDDLE WEAVING

Instructor: Robin Schoenburg
The Barn Weaving Studio

Explore more than plain weave with your rigid heddle loom. We will check out hand-manipulated lace, pick-up and using a second heddle for even more pattern possibilities. We are going wild.

Tuesdays: February 11 - 25; 1 pm - 4 pm

Class Price: \$115

***Member:** \$90



TWILL - QUEEN OF WEAVES

Instructor: Heather Winslow
The Barn Weaving Studio

Twills are the second most common weave structure and should be the second (after plain weave - the king) interlacement learned. Twills are incredibly diverse and versatile and could be woven for the rest of the weaver's career. This class is an introduction to the building blocks of twill so you can analyze existing twills and begin to consider designing your own. This is a good class to take after Introduction to Weaving or as a refresher if you haven't woven for awhile. Pre-requisite - have set up a loom at least once.

Saturdays: February 8, 15; 9 am - 5 pm

Class Price: \$180

***Member:** \$155



HANDWOVEN SWEATERS

Instructor: Heather Winslow
Kavanagh Building Surface Design Studio

You love sweaters but you don't knit? Borrow a garment style that has traditionally been hand knit and design it using handwoven fabric. There are a number of sweater styles, sleeve variations, and recommended yarns to choose from. You will weave your fabric at home and bring it to class ready to fit your "muslin" sweater, construct your handwoven sweater, and add those innovative finishing details that make it a one-of-a-kind treasure. If you missed the introduction in October, contact Heather at Fine Line for information.

Wednesday - Friday: February 12 - 14; 9 am - 4 pm

Class Price: \$215

***Member:** \$190

Materials Fee: \$10



SIMPLE RAG RUGS

Instructor: Robin Schoenburg
The Barn Weaving Studio

A small rag rug will be completed in this class. We will cover designing, different ways to cut your fabric strips and calculating yardage for your project as well as types of fabric that work well for rag rugs.

This is a great beginner project for those who are new to weaving.

Tuesdays and Thursdays: March 17 - April 2; 1 pm - 4 pm

Class Price: \$200

***Member:** \$175



Basketry

WICKER FRUIT BASKET

Instructor: Ellen Phillips
Kavanagh Building Surface Design Studio

Twining with round reed and seagrass to create this practical basket for storing fruit. Finish with a rolled braided rim.

Saturday: January 18; 10 am - 4 pm

Class Price: \$100

***Member:** \$75

Materials Fee: \$5



WALL BASKET

Instructor: Ellen Phillips
Kavanagh Building Painting Studio

Rectangular basket with a D handle incorporated at the back of the basket to create a flat back to hang on a wall door handle or side of your loom. Basic layout with lashed rim.

Saturday: February 15; 10 am - 4 pm

Class Price: \$100

***Member:** \$75

Materials Fee: \$10



GARLIC BASKET

Instructor: Ellen Phillips
The Barn Milk House

A nice basket for your kitchen or to give as a gift. Twine with round reed and create a plump garlic shaped basket. A beautiful rolled braided rim finishes this cutie. There is time to make two.

Saturday: March 7; 10 am - 2 pm

Class Price: \$85

***Member:** \$60

Materials Fee: \$3



ARROWS TWILL BASKET

Instructor: Ellen Phillips
Kavanagh Building Surface Design Studio

Here's to a challenge that is easily accomplished. Try this twill base and twill arrow weave structure. We'll use contrasting color for a big statement.

Saturday: May 2;

10 am - 4 pm

Class Price: \$100

***Member:** \$75

Materials Fee: \$15



Fusing

FUSED GLASS BEGINNING AND BEYOND

Instructor: Amy Simpson
Kavanagh Building Glass Studio

Open to the beginning and intermediate fuser, a good foundation in glass fusing is essential. Basic fusing concepts such as cutting and construction, how glass behaves at different temperatures, and firing schedules are among the topics to be covered. Beginning students will make test tiles and a panel requiring multiple firings. Additional projects will be made as time and materials allow. Experienced students may work at their own pace, choosing to participate in the weekly demonstrations and projects, or to work as though this class were an extended open lab.

Mondays: January 6 - February 3; 1 pm - 4 pm

Class Price: \$205

***Member:** \$180

Materials Fee: \$70



IRIDIZED EFFECTS IN FUSED GLASS

Instructor: Amy Simpson
**Kavanagh Building
Glass Studio**

Create two shimmering plates or bowls using iridized glass. Your custom sheets of patterned glass will then be used to make vessels of your choosing. Careful cutting and composition can take this technique to a whole other level and students will explore several ways to use their sandblasted images in subsequent work. While prior glass cutting and fusing experience would be beneficial, it is not required as this technique is accessible to the beginner and accomplished alike!

Thursdays: January 16 - 23; 6 pm - 9 pm

Class Price: \$115

***Member: \$90**

Materials Fee: \$45



DICHROIC LANDSCAPE PANORAMAS

Instructor: Amy Simpson
**Kavanagh Building
Glass Studio**

Create two multi-layered panoramic panels while learning about methods in layering of glass that result in very few bubbles. Add depth and interest to your work with iridized and dichroic sparkling glasses. While small in scale, these pieces pack a punch of color to brighten any space. This process can be applied to jewelry and larger pieces alike; noexperience in fused glass in necessary to learn a broad range of techniques and to learn to use coldworking equipment.

Wednesdays: February 5; 6 - 9 pm;

February 12; 6 - 8 pm; February 19; 6 - 9 pm

Class Price: \$140

***Member: \$115**

Materials Fee: \$45



OPEN LAB SUPER-SIZED

Instructor: Amy Simpson
**Kavanagh Building
Glass Studio**

Looking to finish off accumulated projects? Need the assistance of an experienced fused glass instructor to facilitate special projects? This lengthy open lab is access to the glass room! You may also choose what new project you wish to work on and the instructor will help guide you through its process for an individualized, mini-class. The small materials fee allows the student access to the Fine Line's collection of scrap glass, frits, and equipment. Materials for custom projects to be provided by the individual student.

Mondays: February 10 - March 16; 10 am - 2 pm

Class Price: \$305

***Member: \$280**

Materials Fee: \$20



SPRING FLOWER FUSION

Instructor: Amy Simpson
**Kavanagh Building
Glass Studio**

Have fun with this easy method of blending glass powders. Learn how to utilize multiple sizes of frits in combination with your custom mixtures to create a set of three garden stakes and one bowl. This process is highly addicting and easy enough for anyone to enjoy. No fusing or glass cutting experience is required. Open to children 6+ though adults 100+.

SESSION A

Saturdays: March 14 - 21; 10 pm - 1 pm

SESSION B

Wednesdays: April 8 - 15; 6 pm - 9 pm

Class Price: \$110

***Member: \$85**

Materials Fee: \$30



FUSED GLASS: DEALER'S CHOICE

Instructor: Amy Simpson
**Kavanagh Building
Glass Studio**

Open to the beginning and intermediate fuser, this class is a collection of individual techniques designed to get you excited about fused glass. Shhh...

each technique is a surprise until the beginning of class! Do expect a tantalizing array of subjects such as woven glass and sparkling iridized glass combinations. Each technique will be accessible to all skill levels, so those without any fusing experience are welcome to a good time. Those with experience will be challenged and intrigued at discovering another facet of fused glass intrigue.

Mondays: March 23 - April 20; 10 am - 1:30 pm

Class Price: \$235

***Member: \$210**

Materials Fee: \$70



CREATING FUSED GLASS PATTERNS: FORM AND FLOW

Instructor: Amy Simpson
**Kavanagh Building
Glass Studio**

Create complex designs in kiln formed glass with the integration of pattern bars. Explore glass flow and learn how to harness it. In addition to learning how to cut their bars, students will learn construction options and kiln preparation and damming. After creating several types of pattern bars, students will be able to assemble and fire a unique piece. Additional projects may be made as time and materials allow. While prior glass cutting and fusing experience would be beneficial, it is not required.

Tuesdays: April 28 - May 26; 10 am - 1:30 pm

Class Price: \$205

***Member: \$180**

Materials Fee: \$75



Lampwork

INTRODUCTION TO LAMPWORK GLASS BEADMaking - THE "3 HOUR TOUR"

Instructor: Victoria Belz
**Kavanagh Building
Glass Studio**

Experience your first step with this exciting medium and you might just get hooked! This is an introductory "tour" of lampwork beadmaking.

You will learn to make lampworked glass beads using the Venetian technique of layering molten glass on a steel rod to form a glass bead. There will be a brief discussion on safety, tools and technique followed

by a demonstration. Students will have time to explore manipulating the glass to create one of a kind handmade glass beads with the guidance of the instructor.

SESSION A

Thursday: January 9; 9:30 am - 12:30 pm

SESSION B

Saturday: January 18; 1 pm - 4 pm

SESSION C

Saturday: March 7; 1 pm - 4 pm

SESSION D

Saturday: April 18; 1 pm - 4 pm

SESSION E

Thursday: April 30; 6 pm - 9 pm

Class Price: \$70

***Member: \$45**

Materials Fee: \$15



BASICS AND BEYOND: LAMPWORK GLASS BEADMAKING, THE NEXT STEP

Instructor: Victoria Belz
**Kavanagh Building
Glass Studio**

Take a deeper exploration into molten glass. In this six-segment class, you will learn to make lampworked glass beads using the Venetian technique of layering molten glass on a rod. We will learn the basic skills used to manipulate glass and concentrate on cultivating a mastery of those skills. Students will learn basic bead shapes, layering of glass, dots, basic flower designs, frit (the use and making of), stringer pulling and how to make and pull twisty canes. It is recommended that students attend Intro to Glass Beadmaking class, but it is not a requirement. This class can be repeated.

SESSION A

Tuesdays: January 21 - March 3 (no class Feb 4); 6 pm - 9 pm

SESSION B

Thursdays: March 12 - April 23 (no class April 2); 6 pm - 9 pm

SESSION C

Tuesdays: April 28 - June 9 (no class May 5); 6 pm - 9 pm

SESSION D

**Thursdays: March 12 - April 23 (no class April 2);
9:30 am - 12:30 pm**

Class Price: \$220

***Member: \$195**

Materials Fee: \$30



GLASS HEART PENDANTS AND BEADS

Instructor: Victoria Belz
**Kavanagh Building
Glass Studio**

“Wear your heart on your sleeve” or anywhere else you like. In this class geared for the intermediate to advanced lampwork beadmaking student, we will explore all things heart shaped. We will use heat and gravity as well as a variety of hot glass carving tools to manipulate our “hearts”. Torch and basic lampworking supplies will be provided.

SESSION A

Saturday: February 8; 1 pm - 4 pm


SESSION B

Monday: February 10; 6 pm - 9 pm

Class Price: \$70

***Member: \$45**

Materials Fee: \$15



TROUBLE SHOOTING

Instructor: Tara Wisniewski
**Kavanagh Building
Glass Studio**

Is there that odd lampwork bead technique you just can't quite master? Confused why things aren't turning out quite the way you thought they would?

Let's take two weeks to work on different skills you have wanted to master or skills you just wanted to learn for the sake of learning. (Advanced Beginner to Intermediate lampworking skills recommended for this class).

Mondays: March 2, 9; 6 pm - 9 pm

Class Price: \$105

***Member: \$80**

Materials Fee: \$15



MAKING JEWELRY WITH YOUR HANDMADE GLASS BEADS

Instructor: Allison Johnson
**Kavanagh Building
Glass Studio**

You love to make glass beads at the torch and have accumulated a nice collection of these colorful and decorative objects. Now what will you do with your lovely beads? Join this workshop and learn several basic techniques to transform your glass beads into jewelry that you wear. Design a fully beaded necklace and bracelet with accent beads and a secure and functional clasp. Create a pair of earrings with a matching set of beads. Turn your favorite glass bead into a pendant that suspends from a delicate chain necklace. Learn to use crimps, headpins, jump rings, and simple wire working techniques to complete your jewelry designs in functional and well-crafted way. High quality findings including sterling silver wires and earring hooks will be used in each jewelry design.

SESSION A

Wednesday: March 11; 6 pm - 9 pm

SESSION B

Wednesday: May 6; 6 pm - 9 pm

Class Price: \$70

***Member: \$45**

Materials Fee: \$30



LAMPWORK SCULPTURAL FLOWERS

Instructor: Tara Wisniewski
**Kavanagh Building
Glass Studio**

Spring will be here soon!! In this two week class we will work on techniques for making sculptural flower beads. We will work off mandrel to make sculptural flowers on wire and directly on the glass rods. Hone your skills at controlling the heat of the flame to create different styles and varieties of flowers and beads. Prior lampworking experience required.

(Advanced beginner to Intermediate Skill).

Mondays: April 20, 27; 6 pm - 9 pm

Class Price: \$105

***Member: \$80**

Materials Fee: \$15



MAKING HOLLOW GLASS BEADS

Instructor: Allison Johnson
**Kavanagh Building
Glass Studio**

Spend a few hours focusing on making hollow glass beads. During this workshop, students will learn the technique of layering glass onto a mandrel properly and using heat and air to puff up a hollow bead. Once the method is practiced a few times, decorative techniques such as stringer designs and color changes may be added to the beads. The instructor will guide you in the direction of your interests, so bring your ideas for hollow beads or come to class ready to go with the flow.

Wednesday: April 29; 6 pm - 9 pm

Class Price: \$70

***Member: \$45**

Materials Fee: \$15



GLASS SUNFLOWER BEAD WORKSHOP

Instructor: Victioria Belz

**Kavanagh Building
Glass Studio**

Celebrate this Summer staple! Learn to make a detailed Sunflower on the surface of your glass bead. We will learn to pull filigrana stringers, apply 24K gold leaf and create twisted canes to apply the vines and leaves for our flowers. This class is designed for the intermediate to advanced beadmaker. Students should feel comfortable working with a dual-fuel torch, manipulating molten glass and maintaining a consistent heat while observing standard safety procedures.

Saturday: May 30; 9:30 am - 3:30 pm

Class Price: \$105

***Member: \$80**

Materials Fee: \$40



Stained Glass

STAINED GLASS

Instructor: Mary Merges

**Kavanagh Building
Glass Studio**

This is a 2-day class for beginners and intermediate with little or no experience working in stained glass. You will learn to pattern, cut, solder and refine pieces for hanging. A project will be completed in the class. You will receive a box of instruments needed for this class, this is \$55 included in your materials fee. If you have your equipment, please bring them with you. For those with previous experience with cutting glass, you may want to bring in a pattern of your own to create or finish. Patterns will be available to choose from. This is a copper foil method class.

Friday and Saturday: April 3, 4; 9:30 am - 3:30 pm

Class Price: \$155

***Member: \$130**

Materials Fee: \$55



Glass Blowing

INTRODUCTION TO GLASSBLOWING

Instructor: Alan Shontz

**The Barn Outdoor
Glass Blowing Studio**

In each session students will learn about the glass studio, its equipment, the tools used and the basics of glassblowing. Each student will have the opportunity to create their own piece of glass art with the assistance of the instructor from one of the following forms: a paperweight, a small vase, a stemless wine glass or a rocks glass. Pieces will be available for pickup a minimum of 48 hours following completion of the class. This is a 2-hour class. Two students max.

Please call shop for available dates and times

Class Price: \$115

***Member: \$90**

Materials Fee: \$15



FURTHER EXPLORATIONS IN GLASSBLOWING

Instructor: Alan Shontz

**The Barn Outdoor
Glass Blowing Studio**

The purpose of this class is to provide you a complete hands-on immersion into the tools, studio equipment and basic techniques so you can make an informed decision BEFORE you move onto advanced instruction. Areas to be covered include use of: tweezers, jacks, shears, diamond shears and blocks as well as gathering, marvering and blowing. This is a 9-hour class over three Saturday afternoons. Two students max.

SESSION A

Saturdays: February 1 - 15; 1 pm - 4 pm

SESSION B

Saturdays: March 14 - 28; 1 pm - 4 pm

SESSION C


Saturdays: April 18 - May 2; 1 pm - 4 pm

Class ID: 220135140

Class Price: \$605

***Member: \$580**

Materials Fee: \$15



ADVANCED GLASSBLOWING INSTRUCTION

Instructor: Alan Shontz


**The Barn Outdoor
Glass Blowing Studio**

The goal of advanced instruction is to teach you the skills required to make your own art glass. Advanced instruction is tailored to each student. Each session builds on your experience to hone and refine skills and focus on advanced techniques such as adding lip wraps, trailing color, creating overlays, pulling necks, making incalmo pieces, pulling and incorporating cane, creating and incorporating murrine. Most importantly it will focus on working hotter and thinner. (3-hour time slot)

Arrange with instructor

Class Price: \$330

***Member: \$270**



Blacksmithing

LEATHER SHEATH MAKING FOR A KNIFE

Instructor: Dan Caldwell

**Kavanagh Building
Surface Design Studio**

In this class you will learn the skills of how to make a nice and professional looking sheath for your fixed blade knife that you can be proud of. We will concentrate on the form, layout as well as tooling designs, stitching, dyeing and finishing of the leather. Tools, snaps and heavy leather will be provided for a knife with up to a 7" blade.

Tuesday, Wednesday:

January 21, 22; 6 pm - 9 pm

Class Price: \$105

***Member: \$80**

Materials Fee: \$35



VIKING LOCK MAKING

Instructor: Dan Caldwell

Blacksmithing Studio

The padlock was important to the Vikings to help protect valuables and plunder. In this class learn how to make a 10th century style Viking lock. You will learn the historical techniques of forging and fine finishing steel to produce a lock. We will be working with files, chisels, saws as well as hammers, using the same process as the Vikings would have used.

Note: class is limited to 4 students. We will meet in the blacksmith studio for the first 2 classes, and the jewelry studio for the last 2 classes.

Prerequisites: At least 2 Blacksmithing classes or instructors consent. This class requires good hand, arm and shoulder strength. You will be standing for long periods so good leg mobility is required.

Bring to class: Safety Glasses, All leather gloves, leather shoes or work boots, cotton, shirt and jeans, (no synthetics). Optional leather apron.

Wednesday - Saturday: February 12 - 15; 10 am - 5 pm

Class Price: \$320

***Member: \$295**

Materials Fee: \$25



BASIC IRON FORGING AND BLACKSMITHING

Instructor: Dan Caldwell

Blacksmithing Studio

Learn the fine art of forge welding and techniques of blacksmithing. This workshop will explore different types of metal-working processes used to produce decorative and functional items in iron. Work will focus on organic shapes in iron and copper. Some possible projects will include S hooks, metal punches or letter opener.

NOTE: This class is a prerequisite for all other blacksmithing and knife making classes. This is a 1-day class. All other sessions are the same class offered at different times.

SESSION A

Saturday: March 7; 9 am - 5 pm

SESSION B

Wednesday: March 11; 9 am - 5 pm

SESSION C

Saturday: March 14; 9 am - 5 pm

SESSION D

Wednesday: March 18; 9 am - 5 pm

Class Price: \$120

***Member: \$95**

Materials Fee: \$25



BLACKSMITH TOOL MAKING & FORGING

Instructor: Dan Caldwell
Blacksmithing Studio

Learn to make and forge your own tools, as well as heat-treating processes and tool steels. In this workshop, we will explore different forging processes used to produce functional tools. This class requires hammering and other vigorous physical activity. Only adults with good wrist, arm, shoulder, leg and hand/eye function should attend. Very long hair should be braided or worn back in a ponytail. Must have taken Beginning Blacksmithing before signing up for this class.

Friday, Saturday: April 3, 4; 9 am - 5 pm

Class Price: \$205

***Member: \$180**

Materials Fee: \$45



VIKING AXE FORGING

Instructor: Dan Caldwell
Blacksmithing Studio

Come make a Viking Belt Ax with a decorative functional wood handle. We will forge weld the ax blade and study traditional forging/heat treatment. This class is designed to be challenging to the intermediate and advanced blacksmith/bladesmith. Learn the basic tools and techniques used in AX forging and handle work in this two day class. Some attention will be given to various Viking carving motifs used to decorate the wood handle. We will explore different types of processes used to produce functional historic axes such as the pole, tomahawk/throwing and boarding ax. Prerequisites: Prior blacksmithing, knife/metal forging classes or the instructor's consent. Must be 18 years or older. This class requires physical activity. Only people with good wrist, arm and leg function should attend. Note: If your forging skills are rusty or it's been a while since your last blacksmithing class or practice, I recommend you take one of the forging classes prior to this class

Fridays, Saturday: May 1, 2; 9 am - 5 pm

Class Price: \$205

***Member: \$180**

Materials Fee: \$35



WELDING FOR THE ARTIST OR HOBBYIST

Instructor: Dan Caldwell
Blacksmithing Studio

Learn the basic tools and techniques of welding and torch cutting, using MIG, Stick and OX Propane torches. In this two day class we will explore different types of fastening processes used to produce decorative and functional items. We will focus on learning the processes of welding-brazing, silver solder and riveting. This class requires some physical activity. Only people with good wrist, arm and leg function should attend.

Friday, Saturday: May 8, 9; 9 am - 4 pm

Class Price: \$180

***Member: \$155**

Materials Fee: \$25



Jewelry / Fine Metalwork

METALSMITHING AND JEWELRY DESIGN

Instructor: Neil Anderson
**Kavanagh Building
Jewelry Studio**

This six-week session is for first time and returning students. You will incorporate various basic and advanced metals techniques to create original wearable or sculptural projects using non-ferrous metals, stones, found objects, and other materials. Emphasis will be on design and function. Beginning students will create a fabricated silver ring and a copper or brass etched bracelet or book mark. Advanced students will receive instruction for their metal smithing goals. Materials will be purchased in class.

SESSION A

Tuesdays: January 7 - February 11; 6 pm - 9 pm

Class Price: \$235

***Member: \$210**

SESSION B

Tuesdays: February 18 - March 17; 6 pm - 9 pm

Class Price: \$200

***Member: \$175**

SESSION C

Tuesdays: March 24 - April 21; 6 pm - 9 pm

Class Price: \$200

***Member: \$175**

SESSION D

Tuesdays: April 28 - June 2 (no class May 19); 6 pm - 9 pm

Class Price: \$200

***Member: \$175**



EARRING AND PENDANT

Instructor: Nancy Krahn
**Kavanagh Building
Jewelry Studio**

This class explores some basic hand fabricating jewelry techniques. No previous experience needed. Learn to make the pair of earrings (including earwires) and matching pendant pictured (chain not included). Tools you will use includes jewelers saw, disc cutter, hammers, dapping die, files, sand paper, flex shaft and torch. Please wear practical clothing (no flowing sleeves, or loose clothing) and tie long hair back.

SESSION A

Wednesdays: January 8 - 29; 1 pm - 4 pm

SESSION B

Wednesdays: February 5 - 26; 6 pm - 9 pm

Class Price: \$165

***Member: \$140**

Materials Fee: \$38



STACKING RINGS

Instructor: Nancy Krahn
**Kavanagh Building
Jewelry Studio**

In this introductory class you will make a series of Sterling Silver stacking rings. You will explore some basic hand fabrication techniques. Techniques including soldering, texturing with hammers, sawing, disc cutting, forming with dapping block, filing sanding and polishing. Materials fee includes enough silver to complete 5-7 rings. Additional materials may be purchased if needed. Please wear practical clothing (no flowing sleeves, or loose clothing) and tie long hair back. No previous experience required. New students welcome.

SESSION A

Wednesdays: January 8 - 29; 6 pm - 9 pm

SESSION B

Wednesdays: February 5 - 26; 1 pm - 4 pm

Class Price: \$165

***Member: \$140**

Materials Fee: \$30



MAKING LOOP-IN-LOOP CHAINS

Instructor: Claudia Engel-Rush
**Kavanagh Building
Jewelry Studio**

This class will entail the making of a double loop-in-loop chain, also called Roman or Etruscan chains. These chains have a history of dating back more than 5,000 years from Mediterranean and Near Eastern cultures. Each link is fused and then woven into an impressive necklace, a twice wrap around bracelet or two separate bracelets using fine silver wire. End caps will be made and clasps can be made or ordered.

Thursdays: January 9 - February 13; 10am - 1pm

Class Price: \$235

***Member: \$210**

Materials Fee: \$55



DESIGN AND BUILD IT - JEWELRY!

Instructor: Claudia Engel-Rush
**Kavanagh Building
Jewelry Studio**

This class explores different techniques in jewelry making. Work with silver, copper or other raw materials to bring your ideas to life! You will be able to work with multiple techniques, some examples are: etching, lost wax casting, fabrication, stone setting and much more. Not everything can be covered in this session, but is available. This is open to ALL skill levels. Materials will be paid for in class.

SESSION A

Thursdays: January 9 - February 13; 1:30 pm - 4:30 pm

Class Price: \$235

***Member: \$210**

SESSION B

Thursdays: January 9 - February 13; 6 pm - 9 pm

Class Price: \$235

***Member: \$210**

SESSION C

Thursdays: February 20 - April 2; 1:30 pm - 4:30 pm

Class Price: \$260

***Member: \$235**

SESSION D

Thursdays: February 20 - April 2; 6 pm - 9 pm

Class Price: \$260

***Member: \$235**

SESSION E

Thursdays: April 9 - June 4 (no class May 14, 21);

1:30 pm - 4:30 pm

Class Price: \$260

***Member: \$235**

SESSION F

Thursdays: April 9 - June 4 (no class May 14, 21);

6 pm - 9 pm

Class Price: \$260

***Member: \$235**



MAKING JEWELRY PIECES WITH KEUM BOO

Instructor: Claudia Engel-Rush
**Kavanagh Building
Jewelry Studio**

Keum Boo is a Japanese art fusing 24k gold foil to fine silver. Jewelry pieces will be designed and made in fine silver and then Keum Boo will be applied by fusing the gold foil to the fine silver piece. Previous experience with metal-smithing is required.

Thursdays: February 27 - April 2; 10 am - 1 pm

Class Price: \$200

***Member: \$175**

Materials Fee: \$70



STERLING SILVER WIRE EARRINGS

Instructor: Nancy Krahm
**Kavanagh Building
Jewelry Studio**

In this introductory class you will make earrings using Sterling Silver wire. You will learn how to make ear wires, make loops, and dangles. Techniques will include soldering, forging, forming, filing, sanding and polishing. The earring pictured will be the first project, after that you can choose to design your own, or work from designs I will have examples of. Material fee includes enough silver to make 3 pair of earrings.

Additional materials may be purchased if needed. Please wear practical clothing (no flowing sleeves or loose clothing, tie long hair back). No previous experience required.

SESSION A

Wednesdays: March 4 - 18; 1 pm - 4 pm

SESSION B

Wednesdays: March 25 - April 8; 6 pm - 9 pm

Class Price: \$135

***Member: \$110**

Materials Fee: \$30



KINETIC AND COIL EARRINGS

Instructor: Nancy Krahm
**Kavanagh Building
Jewelry Studio**

Learn to work with tempered wire to create these springy earwire designs. Incorporating a coil into the earring allows it to be "sprung" opened and closed, which avoids creating a stress/breaking point break. The components of the kinetic earring will involve making loops, disc cutting, drilling, forging, forming, sanding filing and polishing. Some small hand tool experience, and or patience is helpful.

SESSION A

Wednesdays: March 4 - 18; 6 pm - 9 pm

SESSION B

Wednesdays: March 25 - April 8; 1 pm - 4 pm

Class Price: \$135

***Member: \$110**

Materials Fee: \$35



FINISHING THOSE JEWELRY PROJECTS!

Instructor: Claudia Engel-Rush
**Kavanagh Building
Jewelry Studio**

Do you have unstrung beads, stones that remain unset, or jewelry projects that have a few ends to finish up? Then this is the class that can help you with all of those remaining steps.

Thursdays:

April 16 - May 7;

10 am - 1 pm

Class Price: \$165

***Member: \$140**



Chain Maille

CHAIN MAILLE - BYZANTINE BRACELET OR KEY FOB

Instructor: Michele O'Reilly
*Kavanagh Building
Painting Studio*

Chain Maille is the craft of joining rings in a pattern to make an object or pattern. This class will work with the Byzantine Pattern and make a bracelet or Keychain Fob. This class is open to all levels of experience - beginners welcome.

Saturday: February 22;
10 am - 2 pm
Class Price: \$80
***Member: \$55**
Materials Fee: \$10



Enameling

TORCH FIRED ENAMEL

Instructor: Robin Schoenburg
*Kavanagh Building
Jewelry Studio*

We're going to spend the day learning this fun art form. You will go home with a number of samples that you can use as charms. If you have your own jewelry tools, you are welcome to bring them but it is not required. All materials will be provided. We will be working with torches. Wear natural fiber clothing, closed-toe shoes and tie hair back. Bring a lunch.

SESSION A

Saturday: February 8; 10 am - 4 pm

SESSION B

Monday: May 4; 10 am - 4 pm
Class Price: \$105
***Member: \$80**
Materials Fee: \$15



FURTHER ENAMELING EXPLORATIONS

Instructor: Robin Schoenburg
*Kavanagh Building
Jewelry Studio*

We will explore and experiment with enameling techniques beyond basic sifting.

SESSION A

**Fridays: January 10 -
February 21 (no class Feb 14);
12 pm - 4 pm**

SESSION B

**Wednesdays: March 16 -
April 27 (no class April 20);
5 pm - 9 pm**
Class Price: \$290
***Member: \$265**
Materials Fee: \$20



Metal Clay

METAL CLAY OPEN STUDIO

Instructor: Katherine Steinbring
*Kavanagh Building
Jewelry Studio*

Here is your opportunity to work on projects you never finished, create something completely new, or just experiment. The instructor will not present any specific projects but will be available to assist with almost any project you may wish to attempt. *Additional clay and supplies will be available for order and purchase at the first class.

PREVIOUS EXPERIENCE REQUIRED.

SESSION A

Tuesdays: February 4 - 25; 10 am - 1 pm

SESSION B

Fridays: April 17 - May 8; 10 am - 1 pm
Class Price: \$155
***Member: \$130**
Materials Fee: \$30



INTRO TO METAL CLAY

Instructor: Katherine Steinbring
*Kavanagh Building
Jewelry Studio*

Create your own silver jewelry without sawing sheet metal or soldering! Using metal clay, you will create one or more pieces of original jewelry, usually a pendant, charms, or earrings. Your pieces will be fired while we break for lunch, and you will polish them and add patina after they are fired. You can go home wearing your very own silver creation! NOTE: You will need to provide your own chain, cord, earring findings, etc.

SESSION A

Saturday: February 22; 10 am - 4 pm

SESSION B

Monday: March 30; 10 am - 4 pm
Class Price: \$105
***Member: \$80**
Materials Fee: \$40



METAL CLAY HOLLOW BEADS

Instructor: Katherine Steinbring
*Kavanagh Building
Jewelry Studio*

Using PMC FLEX clay and special, precision templates, armatures, and tools, create one to three hollow beads in geometric forms. Then embellish the forms with uniformly stamped decorative elements. You can add a bail for hanging a bead as a pendant or leave holes for stringing multiple beads. After refining and firing the metal clay forms, you will add patina and polish them. STUDENTS MUST HAVE COMPLETED AT LEAST ONE METAL CLAY CLASS.

Wednesday:

March 4 - 18; 9:30 am - 12:30 pm
Class Price: \$130
***Member: \$105**
Materials Fee: \$60



Polymer Clay

BEGINNING POLYMER CLAY

Instructor: Linda Bingle
*Kavanagh Building
Painting Studio*

Learn to work with the endlessly versatile medium of polymer clay. We will cover conditioning, proper curing, caning, surface treatments, color blends, transfers, textures, and more. This is primarily a process-oriented class. You will leave with several samples of techniques and lots of ideas, and you may finish a small piece if time allows.

Saturday: March 7; 9 am - 1 pm
Class Price: \$85
***Member: \$60**
Materials Fee: \$18



WATERCOLOR BRACELET IN POLYMER CLAY

Instructor: Linda Bingle
*Kavanagh Building
Painting Studio*

You will learn how to form a polymer clay bracelet over a mold and cover it with a veneer. The gently domed surface of this cuff bracelet is formed, then covered with powders and translucent clay. There will be enough veneer left over to make earrings if time allows, or even a second bracelet at home. Materials list available at sign-up.

**Saturday: April 4;
9 am - 1 pm**
Class Price: \$85
***Member: \$60**
Materials Fee: \$18



Pottery

CERAMICS - BEGINNING AND INTERMEDIATE Kavanagh Building Griffith Ceramics Studio

Learn a strong foundation on throwing and hand building functional ware. We will talk about different artist and their techniques so we can put them into practice. This class is designed to provide the basics for a strong foundation in wheel thrown and hand built ceramic forms. Build your basic skills and enhance your existing skills through demonstrations and individual instruction. Wheel throwing will focus on centering, shaping and creating basic vessel forms such as cylinders, vases, bowls, mugs and plates. Hand building will focus on slab and coil work to create one of a kind ceramic forms. All levels are welcome to attend, but the focus will be the foundations of ceramics with guidance for the intermediate student to further explore personal expressions in ceramics.



SESSION A

Instructor: Jonathan Pacheco

Mondays: January 6 - March 9; 9:30 am - 12:30 pm

SESSION B

Instructor: Jonathan Pacheco

Mondays: : March 23 - June 1 (no class May 25);
9:30 am - 12:30 pm

SESSION C

Instructor: Matt Brej

Mondays: January 6 - March 9; 6 pm - 9 pm

SESSION D

Instructor: Matt Brej

Mondays: March 23 - June 1 (no class May 25);
6 pm - 9 pm
Class Price: \$325
***Member:** \$300
Materials Fee: \$25

INTERMEDIATE CERAMICS

Instructor: Jodi Younglove

**Kavanagh Building
Griffith Ceramics Studio**

This class is designed for the intermediate or advanced student. Enhance your existing skills through demonstrations and individual instruction. Advanced handbuilding and throwing projects will be demonstrated.

SESSION A

Tuesdays: January 7 - March 10; 9:30 am - 12:30 pm

SESSION B

Tuesdays: March 24 - May 26; 9:30 am - 12:30 pm

Class Price: \$325

***Member:** \$300

Materials Fee: \$25



BASIC WHEEL THROWING

Instructor: Matt Brej

**Kavanagh Building
Griffith Ceramics Studio**

This course will focus on building a solid foundation in wheel throwing skill, while emphasizing correct usage of basic techniques. More specifically, students will learn how to correctly throw the following forms: cylinder, bowl, and bottle. Once the students can throw these three basic forms, they will use them as building blocks for concept, form, or function. Students will be taught in a collaborative learning atmosphere, where all questions and comments are welcome. The class objectives will be challenging for students who have never used the wheel; however, the class is geared toward beginners.



SESSION A

Tuesdays: January 7 - March 10; 6 pm - 9 pm

SESSION B

Tuesdays: March 24 - May 26; 6 pm - 9 pm

Class Price: \$325

***Member:** \$300

Materials Fee: \$25

CERAMIC SCULPTURE AND SURFACES

Instructor: Jose Avalos

**Kavanagh Building
Griffith Ceramics Studio**

This course offers the student an opportunity to create functional and non-functional ceramic artwork through the techniques of pinching, slab building, coiling and molding. Emphasis will be placed on sculptural aesthetic and surface techniques.

SESSION A

Fridays: January 10 - March 20 (no class February 28);
9:30 am - 12:30 pm

SESSION B

Wednesdays: March 27 - May 29 (no class April 10,
will make-up on a Wednesday TBD); 9:30 am - 12:30 pm

Class Price: \$325

***Member:** \$300

Materials Fee: \$25



CERAMICS AND SURFACES - BEGINNING AND INTERMEDIATE

Instructor: Matt Brej

**Kavanagh Building
Griffith Ceramics Studio**

In this class, students will gain a strong foundation on throwing and hand building ceramic vessels, while exploring techniques designed to personalize their basic pottery forms into unique works of art. Wheel throwing will focus on throwing mechanics, creating forms like vases, bowls, mugs, cylinders, and plates; Hand-building will focus on coil and slab construction to establish form. Secondary alteration will be strongly encouraged through various surface technique demonstrations like underglaze application, carving, and faceting. All levels are welcome to attend.



SESSION A

Wednesdays: January 8 - March 11; 6 pm - 9 pm

SESSION B

Wednesdays: March 25 - May 27; 6 pm - 9 pm

Class Price: \$325

***Member:** \$300

Materials Fee: \$25

CERAMICS - INTERMEDIATE AND ADVANCED

Kavanagh Building

Griffith Ceramics Studio

This class is designed for the student with an established base of ceramic skills. The class will set goals and work toward those goals through demonstrations and guidance from the instructor. The class will focus on more complex ceramic forms, glazing and bringing your skills to the next level. Some areas that may be explored are combined forms, larger thrown/hand built forms, bottles, lidded forms, alternate firing techniques, glaze/surface decoration, as well as sculptural expressions. All levels are welcome but the main focus of the class will be taking your already established skills to the next level.



SESSION A

Instructor: Jodi Younglove

Thursdays: January 9 - March 12; 9:30 am - 12:30 pm

SESSION B

Instructor: Jodi Younglove

Thursdays: : March 26 - May 28; 9:30 am - 12:30 pm

Class ID: 220152490

SESSION C

Instructor: Jay Walsh

Thursdays: January 9 - March 12; 6 pm - 9 pm

SESSION D

Instructor: Jay Walsh

Thursdays: March 26 - May 28; 6 pm - 9 pm

Class Price: \$325

***Member:** \$300

Materials Fee: \$25

Private Instruction

Days, dates and times must be arranged with the instructor. Cost is \$60 per hour (\$40 for members) unless otherwise indicated. *Materials fee additional*

Blacksmithing
Dan Caldwell

Ceramics
Jay Walsh

Dyeing
Dagmar Klos

Fine Metals
Claudia Engel-Rush

Glassblowing
Cost: \$110 per hour
Members: \$90 per hour
Alan Schontz

Machine Knitting
Connie Blieszner

Metal Clay
Katherine Steinbring

Paper Making, Collage
Carol Kazwick

Pastel Painting
Carol Zack

Ply Split
Michele O'Reilly

Sewing
Robin Schoenburg

Thermofax
Susan Infante

Watercolor
Gale Trausch

Weaving, Spinning and Hand Knitting
Heather Winslow

Weaving, Spinning or PCW Fiberworks
Jennifer Chou

Woodcarving
Ron Diller

Class Registration & Cancellation Policies

Classes taught by Fine Line faculty

To reserve a space in classes or workshops, you are required to pay for all tuition and material fees in full. Please register for classes at least 7 days prior to when that class meets. If you withdraw from a class 8 days prior to the beginning, you will receive a refund less a \$10 cancellation fee. If you withdraw from a class 7 days or less prior to the class, you will not receive a refund. If a class is canceled, you will receive a full refund.

Guest Artist Workshops

Fine Line must commit to workshops well in advance. You may either pay for the workshop in full or pay a nonrefundable deposit of \$50 to register for the class. If you cancel more than 45 days before the class you will receive a refund minus a \$50 cancellation fee. If you must

cancel after the 45 days, you will not receive a refund. Perhaps you can find someone to take your place so your payment is not totally lost. If you use the \$50 non-refundable deposit, your balance for the workshop is due 45 days before the workshop begins. If Fine Line must cancel a workshop, your money will be refunded.

Ways to register:

Please visit us at: fineline.org to see our current listing of classes, sign-up and pay.

If you prefer you can call our shop during office hours: 10-5, M-Sat; 630-584-9443.

Or stop by the shop during office hours to register for your classes.

Membership

Individual:

1 year \$40.00

2 years \$75.00

Two People:

1 year \$75.00

2 years \$145.00

Student (18-25):

1 year \$30.00

(with valid school i.d.)

Veteran:

1 year \$30.00

(with valid i.d.)

Benefits:

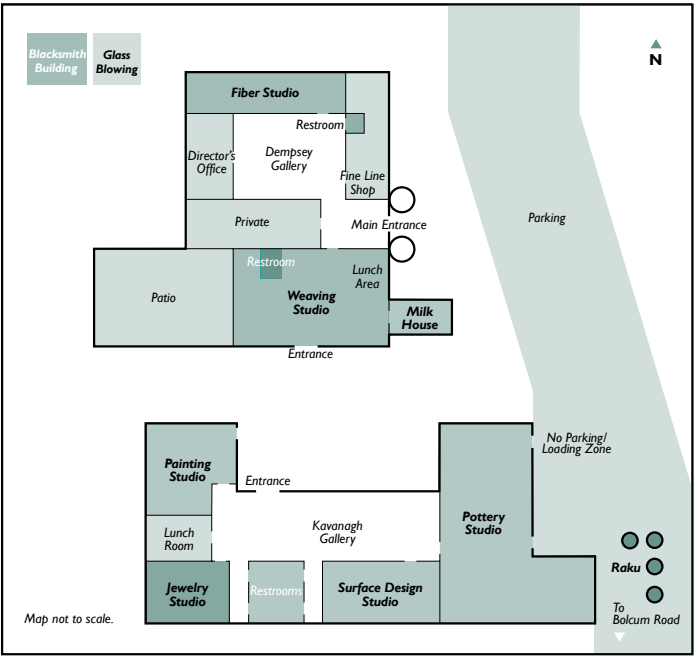
- All mailings including *Create. Communiqué.* (members newsletter) and invitations to all of our events.
- Discounts on classes and workshops
- Priority access for guest workshops
- Opportunity to jury into Dempsey Artisan Gallery and Artisan Gift Sale (Christmastime at Fine Line) which are member only shows.
- 10% discount on most items in the Fine Line Supply shop
- Summer member social

Sustaining Memberships & Benefits: (one year)

Ostewig Level	\$200	Basic member benefits plus 2 concert tickets
Dempsey Level	\$500	Basic member benefits plus 2 concert tickets and 2 Uncommon Threads tickets with VIP seating
Kavanagh Level	\$1,000	Basic member benefits plus 2 concert tickets, 2 Uncommon Threads tickets with VIP seating and an exclusive preview to the Artisan Gift Sale (Christmastime at Fine Line)

Become a member online at: fineline.org or by calling the shop

Facility & Location Map

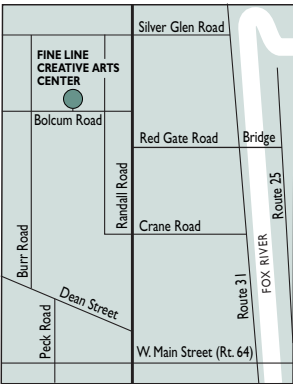


Here's How to Find Us

Coming West on I-90, exit at Randall Road. Go South (left) on to Randall. Go to Bolcum (approximately 8 miles). Turn West (right) onto Bolcum. Approximately 1 block past Crane Road is the new entrance to Fine Line. Across from the Primrose Soccer Fields.

Coming East on I-90, exit at Randall Road. Go South (right) on Randall to Bolcum Road. Follow above directions.

Coming East or West on I-88, exit at Orchard. Turn right and follow to Randall Road. Turn North (left) on to Randall Road. Go to Bolcum. (Bolcum is about 3 1/2 miles north of Route 64.) Turn West (left) on to Bolcum. Approximately 1 block past Crane Road is the new entrance to Fine Line. Across from the Primrose Soccer Fields.



The lunch is in the Weaving Studio and lunch room in the Kavanagh Building both have a microwave, refrigerator and pop machine.


FINE
LINE

CREATIVE
ARTS
CENTER

37w570 Bolcum Rd.
St. Charles, IL 60175

And The Fiddle Selection

JEROME KERN



ILLINOIS
ARTS
COUNCIL
AGENCY

This program is partially
funded by a grant from
the Illinois Arts Council