

Universal

Freshwater Pressure Pump Range

Delivers smooth constant water flow
runs dry without damage



This product is protected by the following granted patents: United States Patent No. US 6,840,745; Canadian Patent No. 2 380 465; United Kingdom Patent No. GB 1 222 392; French Patent No. FR 1 222 392; German Patent No. DE 60018089.1 (EP(DE) 1 222 392); and Italian Patent No. IT 1 222 392.

Features and Benefits

WHY Universal?

- Runs dry without damage
- Self-priming up to 3 m (10 ft)
- Smooth constant flow
- Quiet operation
- Extra protection and safety with wires and pressure switch housed internally
- Universal mounting arrangement fits any existing installation
- Suitable for use with saltwater and freshwater
- Easy installation - suitable for 15 mm Quick Connect plumbing direct connection

2 Year Warranty

Awards and Accreditations

- EMC compliant
- CE marked
- ISO8846

COMPLETE YOUR SYSTEM

Freshwater system accessories such as water filters, surge dampers and pipework connections

YOU MAY ALSO LIKE

- Whale water filters
- Fresh IC freshwater power shower pump with intelligent control built in
- Whale Quick Connect plumbing - Pipework and fittings

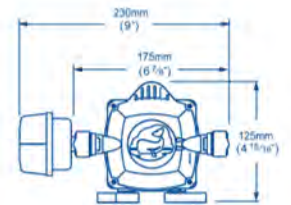
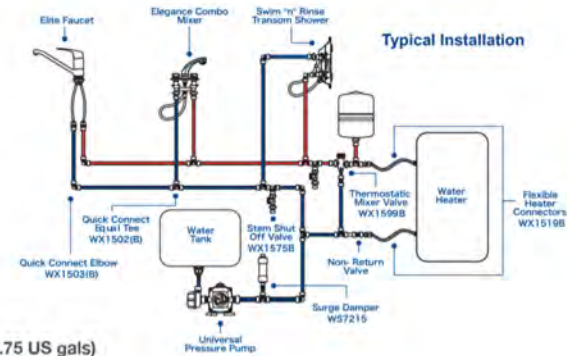
Product Information

Model Specifications

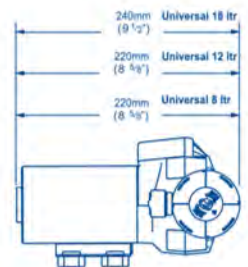
Model	8 ltrs (2.2 US gals) Model		12 ltrs (3.2 US gals) Model			18 ltrs (4.75 US gals) Model		
	UF0812	UF0815	UF1212	UF1214	UF1215	UF1225	UF1815	UF1825
Open Flow Rate per Minute	8 ltrs (2.2 US gals)		12 ltrs (3.2 US gals)			18 ltrs (4.75 US gals)		
Voltage	12 V d.c.					24 V d.c.	12 V d.c.	24 V d.c.
Recommended Fuse Size	5 amp		8 amp	8 amp	4 amp	12 amp	8 amp	
Weight	2.4 kg (5.3 lbs)					2.9 kg (6.4 lbs)		
Hose Connections	Whale Quick Connect 15 mm Female For 1/2" Flexible Hose Use WX1584 (supplied with pump) For 3/8" Flexible Hose Use WU1215 + WU1280 (not supplied with pump)					3/4" Male Threaded Connections		
Connection to Quick Connect 15 mm Plumbing	NO ADAPTOR REQUIRED For Other Systems - Contact Whale					For Whale Quick Connect 15 mm Use WX1542 (not supplied with pump)		
Additional Fittings	1/2" BSP Male Adaptors WX1587 x 2 (supplied with pump) 1/2" Flexible Hose Adaptors WX1584 x 2 (supplied with pump)					3/4" Flexible Hose Adaptors x 2 (supplied with pump)		
Minimum Wire Size	2.5 mm ² (13 AWG)							
Cut Out Pressure	1 bar (15 psi)	3 bar (45 psi)	1 bar (15 psi)	2 bar (30 psi)	2 bar (30 psi)	3 bar (45 psi)		
Materials	Pump Body: Glass-filled Polypropylene, Motor Casing: Aluminium, Power-coated Steel Diaphragm, Valves, Feet: Monprene®, Seals: Nitrile®, Fasteners: Stainless Steel							
Materials in Contact With Fluid	Glass-filled Polypropylene, Monprene®, Nitrile®, Stainless Steel							
Service Kits	AK1316 - Replacement Head AK1317 - Microswitch AK1319 (Freshwater) / AK1329 (Saltwater) - Replacement Strainer							
Maximum Suction Lift	3 m (10 ft)							
Maximum Discharge Head	10 m (33 ft)	30 m (98 ft)	10 m (33 ft)	20 m (66 ft)	20 m (66 ft)	30 m (98 ft)		

Note: These specifications are retail items only.

For details of our bulk pack range for boat builders and wholesalers - contact Whale Support.



Front View



Side View