



SPARTHERM<sup>®</sup>  
The Fire Company

**Premium**Edition



2  
3

I have always been fascinated by the warmth, comfort and cosiness evoked by a crackling fireplace. My personal passion is to create this feeling by providing excellent fireplace technology at top quality with sophisticated innovations. We know that the glowing flames of a fireplace are the emotional centre of your home, so we attach great importance to exquisite design to create unique fireplace architecture just for you.

Combining the fascination of fire with the needs of a modern living environment - that has been the passion that fires us up at Spartherm for over 30 years.

Have my warmest greetings

Gerhard Manfred Rokossa  
Founder and executive company member



# Contents

▣	FLAT PANE	8
▣	TUNNEL	12
▣	L-SHAPED PANE	16
▣	U-SHAPED PANE	28
▣	TECHNOLOGY	38

# Innovative and full of life - an architectural ensemble

Make your dreams of a dynamic fire come true. Day after day, you will be greeted by a unique fire framed by an appealing design and will know that you are the proud owner of a masterpiece of engineering. Turn your home into an oasis of wellness and look forward to blissful relaxation, every day.



Premium V-1V-87h

4  
5



Premium V-FD-87h



Premium V-2L-55h



Premium V-2L-68h



Premium V-2L-80h



Premium A-U-50h



Premium A-U-70h



Premium A-3RL-60h



Premium A-3RL-80h

FUNCTION AND DESIGN IN PERFECTION

# What makes our Premium models so special?

There is no room for compromises if you want to meet even the most discerning demands. Driven by our desire for perfection, we have been developing and producing fireplace inserts for a unique fireplace architecture for over 30 years.

So what makes our fireplaces so special?  
That's simple! They are designed with love, made with traditional craftsmanship and perfected down to the tiniest detail.

<b>Product advantages</b>	→ <b>Customer benefits</b>
Fireplace insert with recessed door profile when the door is closed	→ • <i>Clear view of the fire without a visible frame</i>
Invisible door handle installed flush with the surface	→ • <i>Clear view of the fire without obstruction by a handle</i> • <i>Minimalist design</i>
New glass ceramics with greater transparency and reduced reflectiveness	→ • <i>Clearer view of the fire with fewer reflections</i> • <i>Easier to clean</i> • <i>Less dirt</i>
Patented opening for door cleaning	→ • <i>Easy glass cleaning</i>
Optimised combustion air flow	→ • <i>Improved combustion for a more beautiful flame pattern</i> • <i>Less dirt on the glass</i> • <i>Optimised emission values</i>
Additional primary air on the door sill	→ • <i>Clean burning and visually imposing fire bed</i>
Guard plate on the rear of the fireplace insert	→ • <i>Flat installation to save space</i>
Integrated attached unit	→ • <i>Greater efficiency, thereby decreasing wood consumption and ensuring clean burning</i> • <i>Clean combustion due to higher temperatures</i>
Sturdy, optimised and patented push-up system for sealed doors	→ • <i>Smooth-glide sliding mechanism for easier refuelling and a beautiful fire without leak air</i>
Sturdy, all-round 6 mm steel cover (optionally available in stainless steel)	→ • <i>Strong materials for a sturdy appearance</i> • <i>Supports a minimalist design</i>
Re-adjustment of the cover possible without additional assembly work	→ • <i>Perfect adaptation to the local situation</i>
New varnish system with greater scratch resistance	→ • <i>Jet-black, scratch-proof varnish for durable and beautiful framing of the fire</i>
Double air shutter for ideal distribution of combustion air (on almost all models)	→ • <i>Clean combustion through ideal air distribution</i>

## Optional accessories

<b>Product advantages</b>	→ <b>Customer benefits</b>
An integrated draught controller ensures even chimney draught, a calm flame pattern and clean combustion	→ • <i>No fluctuations in the flame pattern, as the draught is always ideal, ensuring cleaner combustion</i> • <i>Clean windows</i>
S-ESAM 3.0: remote-controlled door opening Causes the door to be pushed up automatically	→ • <i>Convenient refuelling with wood at the highest quality level</i>
S-Thermatik NEO: the ultimate combustion control for an optimised combustion process	→ • <i>No manual combustion air adjustment, but an automatic, incredibly user-friendly combustion control via an APP or display</i> • <i>Less wood consumption</i> • <i>Impressive flame pattern thanks to ideal air supply</i>
Also available with black chamotte	→ • <i>Striking flame pattern thanks to contrasting dark background</i>

FLAT PANE

# Straight lines. No rough edges.

Different dimensions, with or without a frame: The choice is yours! You are completely free to design your personal fireplace. The clear design language of straight-lined fireplaces exudes a fascinating elegance.

8

9

Premium V-1V-87h

10







*"It's exactly our style,  
now we enjoy our home  
even more."*

# Premium V-1V-87h

The Premium V-1V-87h with its generously dimensioned window is deliberately designed to fade into the background and ensure that the fire itself takes centre stage.

10  
11

## Optional comfort accessories

- The S-Kamatik creates a calm flame pattern
- S-ESAM 3.0 - the remote-controlled automatic door opening function permits convenient refuelling with wood
- S-Thermatik NEO - the ultimate combustion control for amazing user-friendliness via an app
- S-USI II - the room underpressure guard controls the parallel operation of a house ventilation system and a room-air dependent fireplace inserts




**TECHNICAL DATA**

**Nominal output:** 9.5 kW · **Door function:** push-up · **Energy efficiency class:** A+

DIBt-tested · Technical details, see page 50

**Installation  
dimensions:**



501

888

## TUNNEL

# For room dividing walls and other impressive architectural features.

The best tunnel wood fires are inspirational choices for home heating, design and construction. They are unique room dividing devices that provide warmth, comfort and visual appeal to two rooms simultaneously. And they are an energy efficient way of heating the home. When combined with special Spartherm features such as vertically sliding doors and the ability to heat the domestic water supply, they represent the ultimate in wood fire luxury.

12

13

Premium V-FD-87h

14





*"I design my fireplace inserts  
with attention to every detail."*

# Premium V-FD-87h

Pure transparent elegance. This room divider combines excellent design, superior technology and attention to detail.

14  
15

## Optional comfort accessories

- S-ESAM 3.0 - the remote-controlled automatic door opening function permits convenient refuelling with wood
- S-Thermetik NEO - the ultimate combustion control for amazing user-friendliness via an app
- S-USI II - the room underpressure guard controls the parallel operation of a house ventilation system and a room-air dependent fireplace inserts





TECHNICAL DATA

Nominal output: 10,6 kW · Door function: push-up · Energy efficiency class: A+  
DIBt-tested · Technical details, see page 50

Installation  
dimensions:



501

888 front  
889 back

## L-SHAPED PANE

# A corner solution for a view from two sides.

An unobstructed view of the combustion chamber from two sides, high-quality innovative technology and an excellent design will make this fireplace a perfect eye-catcher for your living room.

16

17

Premium V-2L-55h	18
Premium V-2L-68h	20
Premium V-2R-68h	22
Premium V-2L-80h	24
Premium V-2R-80h	26







*"We love spending our evenings snuggled up in a cosy atmosphere in front of our fireplace."*



18

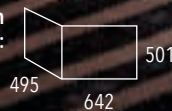
19

**TECHNICAL DATA**

**Nominal output:** 7,9 kW · **Door function:** push-up · **Energy efficiency class:** A+

DIBt-tested · Technical details, see page 50

**Installation  
dimensions:**





# Premium V-2L-55h

The perfect solution for enjoying a beautiful fire in very small spaces. These compact corner units have a low installation depth but all the advantages of the premium models.

## Optional comfort accessories

- The S-Kamatik creates a calm flame pattern
- S-ESAM 3.0 - the remote-controlled automatic door opening function permits convenient refuelling with wood
- S-Thermetik NEO - the ultimate combustion control for amazing user-friendliness via an app
- S-USI II - the room underpressure guard controls the parallel operation of a house ventilation system and a room-air dependent fireplace inserts

# Premium V-2L-68h

An elegant fireplace insert with compact dimensions ensures a clear view of the combustion compartment from an ample area within a large living space.

20

21

## Optional comfort accessories

- The S-Kamatik creates a calm flame pattern
- S-ESAM 3.0 - the remote-controlled automatic door opening function permits convenient refuelling with wood
- S-Thermatik NEO - the ultimate combustion control for amazing user-friendliness via an app
- S-USI II - the room underpressure guard controls the parallel operation of a house ventilation system and a room-air dependent fireplace inserts



**TECHNICAL DATA**

Nominal output: 9.6 kW · Door function: push-up · Energy efficiency class: A+

Technical details, see page 50

Installation  
dimensions:



# Premium V-2R-68h

A premium corner fireplace always opens up an unobstructed view of the beautiful flickering flames from two perspectives.

22

23

## Optional comfort accessories

- The S-Kamatik creates a calm flame pattern
- S-ESAM 3.0 - the remote-controlled automatic door opening function permits convenient refuelling with wood
- S-Thermatik NEO - the ultimate combustion control for amazing user-friendliness via an app
- S-USI II - the room underpressure guard controls the parallel operation of a house ventilation system and a room-air dependent fireplace inserts



**TECHNICAL DATA**

**Nominal output:** 9.6 kW · **Door function:** push-up · **Energy efficiency class:** A+

Technical details, see page 50

**Installation  
dimensions:**



24  
25



TECHNICAL DATA

Nominal output: 10.5 kW · Door function: push-up · Energy efficiency class: A+

Technical details, see page 51

Installation  
dimensions:

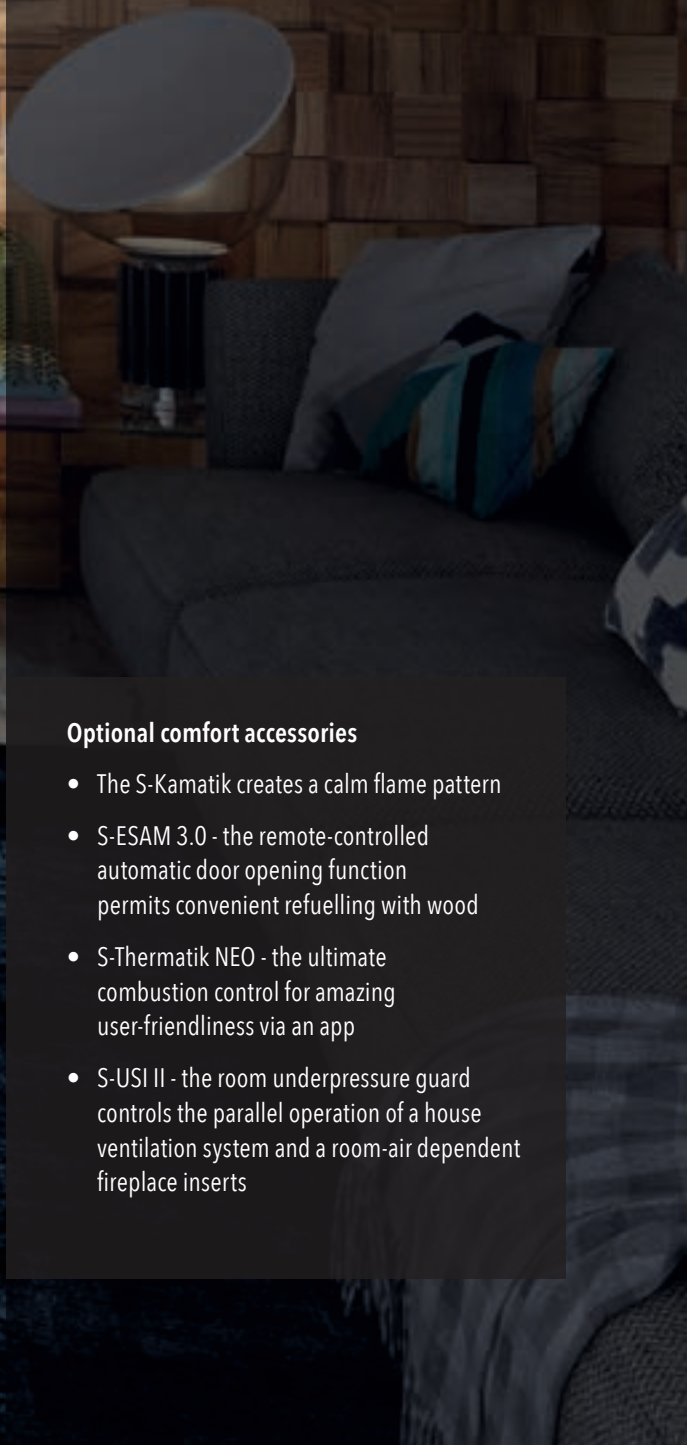






# Premium V-2L-80h

The Premium V-2L-80h leaves nothing to be desired. It is the perfect corner fireplace for a cosy living atmosphere and long evenings in front of a roaring fire.



## Optional comfort accessories

- The S-Kamatik creates a calm flame pattern
- S-ESAM 3.0 - the remote-controlled automatic door opening function permits convenient refuelling with wood
- S-Thermatik NEO - the ultimate combustion control for amazing user-friendliness via an app
- S-USI II - the room underpressure guard controls the parallel operation of a house ventilation system and a room-air dependent fireplace inserts

26


27

TECHNICAL DATA

Nominal output: 10.5 kW · Door function: push-up · Energy efficiency class: A+

Technical details, see page 51

Installation  
dimensions:





# Premium V-2R-80h

The Premium V-2R-80h is sure to improve your sense of well-being. Our state-of-the-art, two-sided fireplace insert provides an ample corner view of the combustion chamber.

The new door mechanism makes refuelling with wood incredibly convenient.

## Optional comfort accessories

- The S-Kamatik creates a calm flame pattern
- S-ESAM 3.0 - the remote-controlled automatic door opening function permits convenient refuelling with wood
- S-Thermatik NEO - the ultimate combustion control for amazing user-friendliness via an app
- S-USI II - the room underpressure guard controls the parallel operation of a house ventilation system and a room-air dependent fireplace inserts

## U-SHAPED PANE

# A panoramic view. The perfect stage for your fireplace.

These designs are perfect for rooms where the magic of a generous fireplace takes centre stage. Fireplaces with a U-shaped window provide a grand panoramic view and optimised heating, even in large rooms. Different sizes are available - these models make the flames the star of the show, be it in small environments or generously dimensioned, representative spaces.

28

29

Premium A-U-50h	30
Premium A-U-70h	32
Premium A-3RL-60h	34
Premium A-3RL-80h	36





*"I love to relax and enjoy the warmth of the flames."*

30

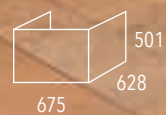
31

TECHNICAL DATA

Nominal output: 9.3 kW · Door function: push-up · Energy efficiency class: A+

Technical details, see page 51

Installation  
dimensions:





# Premium A-U-50h

Even in large spaces, the compact Premium A-U-50h can still impress with its inner qualities. This is technological innovation in perfection.

## Optional comfort accessories

- The S-Kamatik creates a calm flame pattern
- S-ESAM 3.0 - the remote-controlled automatic door opening function permits convenient refuelling with wood
- S-Thermatik NEO - the ultimate combustion control for amazing user-friendliness via an app
- S-USI II - the room underpressure guard controls the parallel operation of a house ventilation system and a room-air dependent fireplace inserts



32

33

TECHNICAL DATA

Nominal output: 11.4 kW · Door function: push-up · Energy efficiency class: A+

Technical details, see page 51

Installation  
dimensions:







# Premium A-U-70h

The Premium A-U-70h turns the fireplace experience into a unique spectacle. Its flame pattern creates a pleasant atmosphere from any angle and can turn any room into a lifestyle oasis.

This model is particularly suitable for putting the emphasis on room functions in generously dimensioned living rooms, or as an elegant room divider.

## Optional comfort accessories

- The S-Kamatik creates a calm flame pattern
- S-ESAM 3.0 - the remote-controlled automatic door opening function permits convenient refuelling with wood
- S-Thermatik NEO - the ultimate combustion control for amazing user-friendliness via an app
- S-USI II - the room underpressure guard controls the parallel operation of a house ventilation system and a room-air dependent fireplace inserts

# Premium A-3RL-60h

Our Premium A-3RL-60h model is defined by its innovative technology, ecological approach, exceptional function, unique design and simple control concept. It opens up a view of the glamorous flame pattern from three sides. This model is a true highlight among our Premium range and will turn your living space into a haven of well-being.

34

35

## Optional comfort accessories

- The S-Kamatik creates a calm flame pattern
- S-ESAM 3.0 - the remote-controlled automatic door opening function permits convenient refuelling with wood
- S-Thermatik NEO - the ultimate combustion control for amazing user-friendliness via an app
- S-USI II - the room underpressure guard controls the parallel operation of a house ventilation system and a room-air dependent fireplace inserts



TECHNICAL DATA

Nominal output: 10 kW · Door function: push-up · Energy efficiency class: A+

Technical details, see page 51

Installation  
dimensions:



36

37



TECHNICAL DATA

Nominal output: 11.4 kW · Door function: push-up · Energy efficiency class: A+

Technical details, see page 51

Installation  
dimensions:





# Premium A-3RL-80h

With our Premium A-3RL-80h model, any room can have a unique design feature permitting an unlimited view of the combustion compartment from three sides. The slim design features convincing technical details and offers cosy warmth and an efficient flame pattern.

## Optional comfort accessories

- The S-Kamatik creates a calm flame pattern
- S-ESAM 3.0 - the remote-controlled automatic door opening function permits convenient refuelling with wood
- S-Thermetik NEO - the ultimate combustion control for amazing user-friendliness via an app
- S-USI II - the room underpressure guard controls the parallel operation of a house ventilation system and a room-air dependent fireplace inserts

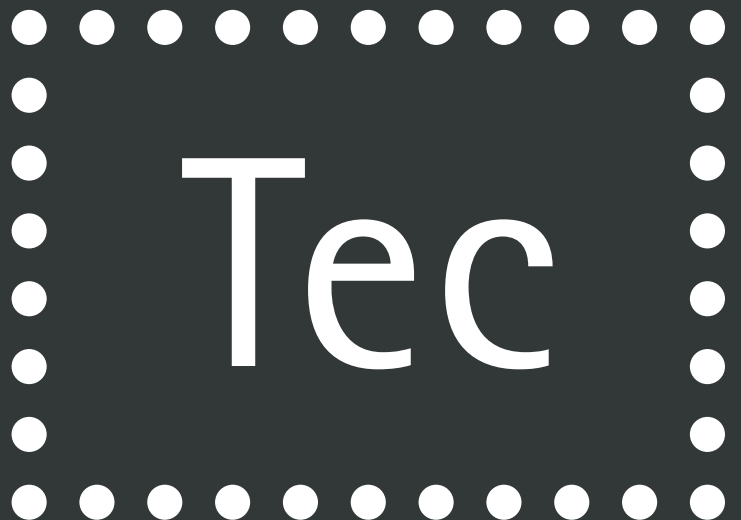
# Made by Spartherm. Quality that amazes.

Top materials, high-quality workmanship, great function and a long product life – that is the kind of quality we represent and you can rely on. State-of-the-art technology, great efficiency and optimised energy usage – various innovations allow us to meet all demands made of modern fireplace inserts.

38

39


Design. Quality. Function. Craftsmanship.	34
Innovation. Transparency. Efficiency.	36
Fireplace inserts	38
Accessories	40
Service	42
Technical details	44





# Design. Quality. Function. Craftsmanship.

Our fireplace inserts are the heart of appealing fireplace aesthetics. A special feature of these premium fireplace inserts is their reduced design putting the focus on the essence of a fireplace: the fire itself. After all, the experience of flames and function is what we value most.



40  
41

## Craftsmanship

Numerous steps are required to create an excellent fireplace insert. The great quality Spartherm is known for is guaranteed by plenty of craftsmanship, experience and our no-compromise attitude which does not tolerate mediocrity.

## Design


The recessed handle impresses with an elegant design and is completely flush with the surface. It permits easy operation and opening of the door.





### Function

For a great example of amazing function and appealing design down to the smallest detail look no further than air control lever for optimised fire control. Its design has been reduced down to basics making it unobtrusive when integrated in an appliance.



### Quality

Made in Germany, made by Spartherm. The best materials, high-quality workmanship and a consistent premium approach are what makes the great function and long life of our products possible.

### Easy handling

When the window is opened, the cover is automatically lowered to catch the glass ceramics. The glass connections are custom-fit and therefore barely noticeable. The windows are easy to open, permitting convenient cleaning.

# Innovation. Transparency. Efficiency.

Spartherm fireplace inserts are an amazing eye catcher in any space or interior design concept - and offer a wide variety of advantages.



42

43

## **Innovation**

No edges, no flanges, completely flush with the surface.  
Optionally also available with black chamotte.

**A clear view**

Divided glass windows made of dimensionally stable glass ceramics let you enjoy the fire without any obstructions. It is the technical innovations in the design of viewing windows that have enabled Germany's market leader Spartherm to turn a fireplace insert into an impressive, fire-based piece of art.

**Efficiency**

High efficiency, thanks to advanced technology – Spartherm's powerful fireplace inserts ensure particularly efficient operation as well as optimised use of energy. In a nutshell: Spartherm's Premium fireplace inserts are designed for sustainable use, protecting the environment and your wallet.

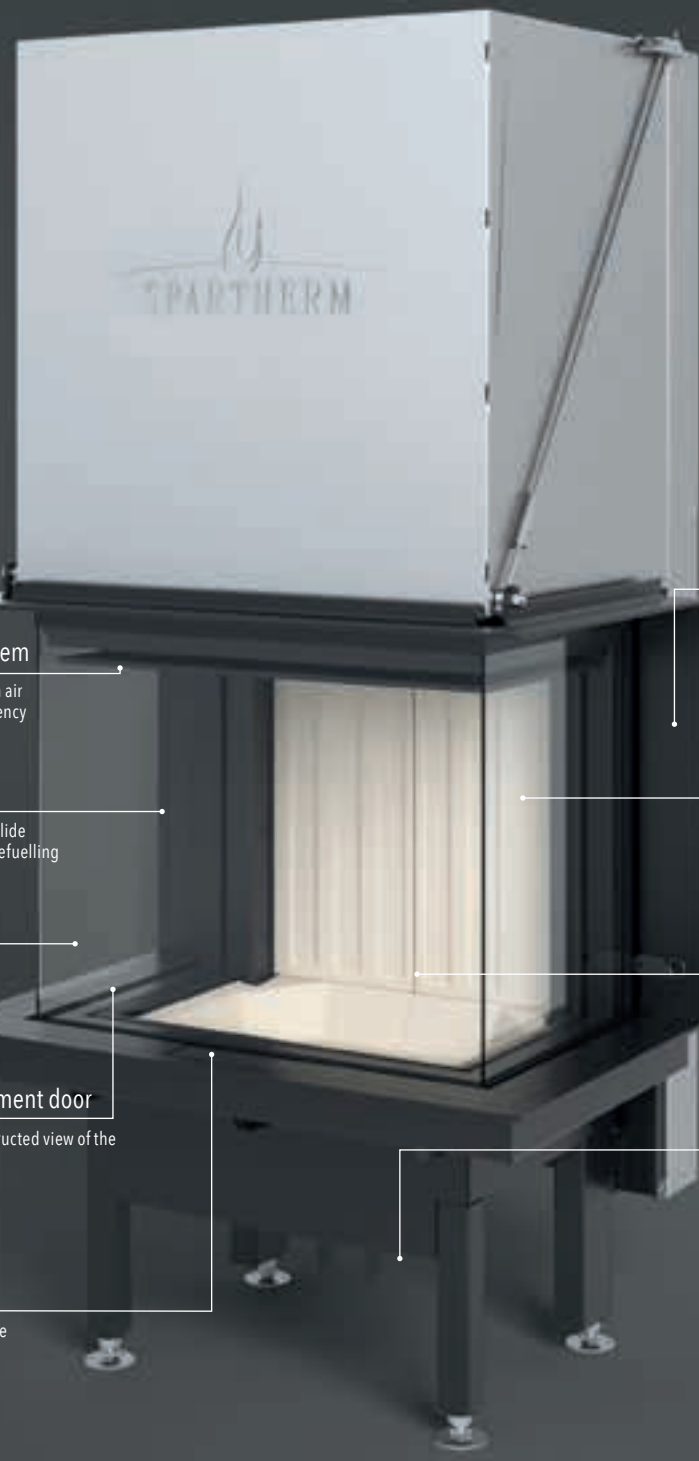
# A world of their own. Minimalist design, innovative accessories.

Our **Premium**Edition does not just combine our complete range of basic fireplace insert equipment with exquisite design. Premium also means that we provide a generous range of additional accessories.

We use a paint system that produces a deep black surface that is scratch-free, providing a beautiful, long lasting finish. The polished glass windows have a particularly high level of transparency, making them reflection proof and resistant to soot pollution. The PremiumEdition glass doors are recessed into the fire assembly giving them a frameless profile with a seamless view of the flames, while the door handle is flush-mounted and barely visible. The surrounding cover is available in stainless steel, providing a clean and understated appearance.

Even the most discerning technical demands are met by the sophisticated push-up system, which simplifies refuelling with firewood through a genius mechanism, as well as the double air shutter, which permits ideal distribution of the combustion air.

The result is an exceptionally beautiful flame pattern and an exquisite fireplace experience.



**Steel cover**

Optionally available in stainless steel, minimalist design, simple re-adjustment

**Window cleaning system**

Highly pre-heated combustion air for long, unhindered transparency

**Push-up mechanism**

Practically noiseless smooth-glide sliding mechanism for easier refuelling

**Frame-less view**

A direct view of the fire without a visible frame or handle

**Combustion compartment door**

Recessed door profile, unobstructed view of the fire without visible frame

**Door handle**

Flush with the surface, invisible

**Varnish system**

Highly scratch-proof, jet-black, long-lived beautiful varnish

**Door cleaning opening**

Convenient window cleaning mechanism, patented

**Polished glass ceramics**

High transparency, low reflection

**Double air shutter**

Model-specific. Ideal distribution of combustion air

**Accessories for ideal combustion**

- S-Thermatik NEO (autom. combustion control),
- S-Kamatik (draught control),
- S-ESAM 3.0 (remote-controlled window lift),
- S-USI II (vacuum monitoring system for operation independent from the room air)

# A practical and intelligent solution for your fireplace

Our accessories are perfectly adapted to the Spartherm fire systems and offer added value through helpful system expansions.

These include electronic control modules to increase the efficiency of the fireplace even further and permit sustainable combustion.

The vacuum switch interface makes operation of your fireplace even safer. Its fully automatic function provides effective protection during simultaneous use of the ventilation system and the fireplace. A permanent monitoring system ensures that the automatic room ventilation system is deactivated if the pressure conditions between the fireplace and installation space become unfavourable.

46

47

Our S-Kamatik 2 offers great user-friendliness and reduces glass fogging and emissions.



## S-Thermatik NEO

An intelligent app

Take the most recent development in combustion control into your own hands! You can now experience innovative technology for modern operating comfort right in your living room. This concept is based on an interactive control system via display, smartphone or tablet. The S-Thermatik NEO ensures that all three factors – fuel, temperature and air supply – are optimally adapted to each other during heating.

The S-Thermatik NEO is a truly smart system: The electronic control system provides all the data required by the app, which permits intuitive use through simple menu navigation. The electronic assistant provides information on capacity and operating condition, room and stove temperature.

These are your advantages:

- Menu navigation in nine languages: DE, GB, NL, FR, IT, ES, CZ, PL, S
- Combustion progress display on the main screen
- Visual and acoustic signal for adding fire wood
- Automatic positioning of the air control lever in the event of power failure, manual continuation of heating possible
- Coupling with automatic window lift (S-ESAM 3.0) possible
- Bluetooth connection to mobile devices. Free app (Android and iOS) for operating the S-Thermatik NEO via smartphone or tablet



## S-USI II

### Vacuum switch interface

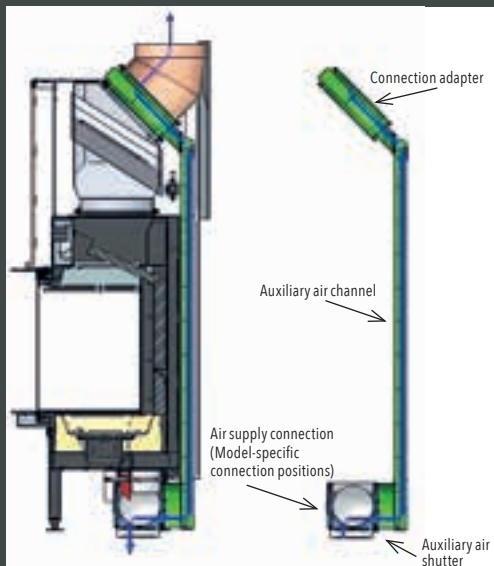
The fully automatic function provides safety during simultaneous operation of ventilation systems and fireplaces and has been inspected and approved by the DIBt construction authority. It automatically monitors the ambient conditions. In the event of a malfunction, the ventilation systems are automatically shut down.



## S-Kamatik 2

### Giving you full control

This draught control feature guarantees high operating comfort and ideal burning. It reduces soot generation and emissions.



## S-ESAM 3.0

### Electric glass lift

This system is perfection combined with modern and innovative technology, small details and intelligent individual components, which increase user-friendliness and enjoyment of your fireplace experience at the same time. You no longer need to open the combustion chamber door by hand, if you equip your fireplace with the electric glass lift S-ESAM 3.0. Spartherm puts customised solutions front and centre, which is why you can also control the electric glass lift with an external switch or with a remote control. This means the choice is all yours and you can set up and control the fireplace just as you wish.

The remote control is designed to mimic modern car keys and is therefore very small and compact. If your home is equipped with a BUS smart home system, the electric glass lift S-ESAM 3.0 can be connected to it, allowing all of its functions to be used centrally through the BUS system.



## For the love of detail

Accessories that have been specifically adapted to your fireplace will make your fascinating fireplace even more beautiful.

We offer various system expansions for our Premium fireplace inserts to make your living space even warmer and cosier. These include electronic control modules to significantly increase efficiency, permit sustainable combustion and offer additional comfort. With the right covers, your specialist retail partner can help you turn your Spartherm fireplace into a unique piece of fire-based art.

# Excellence from a single source

As a market leader in premium fireplace inserts, we focus on more than just convincing technology and excellent design. We also select our partners based on top consulting quality, installation perfection, dedication and a feeling for the details that make all the difference.

To ensure that your Spartherm fireplace insert will become a unique fireplace, we only work with partners that can meet our stringent quality demands and offer you perfect service from a single source. Our partners will be glad to support you in each step, from consulting through planning to final installation, and will, of course, also coordinate with the responsible district head chimney sweep, so you don't have to. Our partners will help you find enjoyment in your new living space feature, from the very start.

48

49





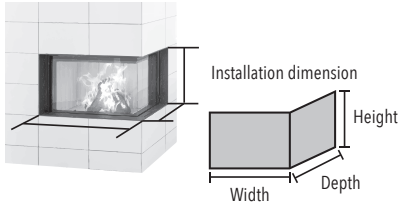


# Technical data

## Presentation of

### installation dimension:






The installation dimensions is the outer dimension of the visible fireplace insert area when installed



Fireplace insert			Premium V-1V-87h	Premium V-FD-87h	Premium V-2L-55h Premium V-2R-55h	Premium V-2L-68h / Premium V-2R-68h	
<b>Dimensions</b>	Installation dimension height	mm	501	501	501	501	
	Installation dimension width	mm	888	888 v   889 h	642	772	
	Installation dimension depth	mm	-	-	495	495	
	Overall height	mm	1018	1021	708	847	
	Overall depth	mm	564	640	597	597	
	Connection height	mm	1522   1498	1570	1561	1522   1498	
	Flue gas connection $\varnothing$	mm	250   200	200	180   200	250   200	
<b>Operating performance</b>	Standard	Energy efficiency class	A+	A+	A+	A+	
		Nominal output	kW	9.5	10.6	7.9	9.6
		Thermal output range	kW	6.7 - 12.4	7.4 - 13.8	5.5 - 10.3	6.7 - 12.5
		Efficiency	%	> 80	> 80	> 80	> 80
		Flue gas temperature	°C	275	275	263	276
	with NSHF	Energy efficiency class	A+	A+	A+	A+	
		Nominal output	kW	10.9	11.1	10.9	10.9
		Thermal output range	kW	7.6 - 14.2	7.8 - 14.4	7.6 - 14.2	7.6 - 14.2
		Efficiency	%	> 85	> 85	> 80	> 80
		Flue gas temperature	°C	296 / 180 <sup>1)</sup>	275	370 / 191 <sup>1)</sup>	370 / 191 <sup>1)</sup>
		Min. supply pressure	Pa	12	12	12	12
		CO <sub>2</sub> -emission	mg/Nm <sup>3</sup>	< 1250	< 1250	< 1250	< 1250
		Dust emission	mg/Nm <sup>3</sup>	< 40	< 40	< 40	< 40
<b>Tests</b>	Operation with open fire door	-	-	-	-		
	2nd level BlmSchV	✓	✓	✓	✓		
	15a BVG	✓	✓	✓	✓		
<b>Info</b>	Door function		elevating	elevating	elevating	elevating	
	Weight	kg	350	297	265	310	
	Glazing		single	single	single	single	

50

51

				
Premium V-2L-80h / Premium V-2R-80h	Premium A-U-50h	Premium A-U-70h	Premium A-3RL-60h	Premium A-3RL-80h
501	501	501	501	501
895	675	675	772	972
495	628	829	477	506
993	675	675	772	972
594	773	978	625	655
1521   1498	1369   1344	1369   1344	1522   1498	1522   1498
250   200	250   200	250   200	250   200	250   200
A+	A+	A+	A+	A+
10.5	9.3	11.4	10.0	11.4
7.4 - 13.7	6.5 - 12.1	8.0 - 14.8	7.0 - 13.0	8.0 - 14.8
80	> 80	> 80	> 80	80
272	311	296	270	275
-	-	-	-	-
-	-	-	-	-
-	-	-	-	-
-	-	-	-	-
-	-	-	-	-
12	12	12	12	12
< 1250	< 1250	< 1250	< 1250	< 1250
< 40	< 40	< 40	< 40	< 40
-	-	-	-	-
✓	✓	✓	✓	✓
✓	✓	✓	✓	✓
elevating	elevating	elevating	elevating	elevating
350	235	357	279	337
single	single	single	single	single

52

53

A fire starts with a single spark. Bring more life to your living space and feel the power of fire. Be inspired by the comfort and warmth that even a single spark can create.

Discover the new minimalist Premium range by Spartherm and watch our video here:



Since early 2019 we have been working closely with **ofenfindAR**. The aim of this collaboration is to give you the ability to visualise a fireplace installation in your own living room.

**Everybody knows the problem** You simply can't imagine the dimensions of a stove in your own home? The height, the width, the overall size? What it will look like with filler applied? Or with plaster? And what if the plaster is red? And what will it look like in the afternoon light? **ofenfindAR** offers a lightning-fast solution!

**Or is your new home still being planned?** That's no problem for the **ofenfindAR** "scaling function", which lets you position

your dream stove to scale on any building plan and then edit, modify, replace or view it as usual.

A wide variety of pre-integrated fireplace installations allow you to visually integrate a finished stove in your living space. This will make your decision easier and will help you adapt your specific plans even more successfully to your own ideas and desires.








Your specialist dealer



Spartherm Feuerungstechnik GmbH

Maschweg 38 · 49324 Melle · Germany  
info@spartherm.com · www.spartherm.com



 [www.facebook.com/sparthermfeuerungstechnik](https://www.facebook.com/sparthermfeuerungstechnik)  [www.instagram.com/sparthermfeuerungstechnik](https://www.instagram.com/sparthermfeuerungstechnik)  
 [www.youtube.com/sparthermgermany](https://www.youtube.com/sparthermgermany)

NOTE: The images shown above are for reference only, the actual product may differ.  
Other image contents are not part of our scope of delivery. Deviations in the colour of varnish or natural stone in this brochure may occur due to printing-related factors. Subject to technological and colour modifications. Errors excepted.