

CONTEMPORARY STOVES

ACR 
STOVES

CONTEMPORARY MULTIFUEL STOVE RANGE



STOVES YOU CAN REALLY ENJOY

C O N T E N T S

03 | Introduction

04 | Essential stove information

06 | Stoves and the environment

08-19 | Contemporary Stove range



20-21 | Stove specifications and dimensions

22 | Stove installation information

23 | Stove accessories and warranty information



CONTEMPORARY MULTIFUEL STOVE RANGE



With over twenty five years experience designing some of the world's finest woodburning and multifuel stoves, we are pleased to introduce our range of multifuel premium quality contemporary stoves. Designed and engineered from the ground up to meet the needs of modern room heating.

We construct our contemporary stoves from premium grade, heavy gauge steel. We use a heavier gauge steel than most stoves to ensure many years of service and reliability, which is why we are able to offer a 10 year warranty.

The Trinity is the more compact stove in our range, having its own unique style with a choice of single or triple glass panels and the Novus, with it's sleek black ceramic top and black glass front creates its own sense of occasion.

Options within the Neo range include a choice of cupboard base, pedestal base, legs or wall hanging option.

These are all further enhanced by being available with either a single glass door panel or with additional side glass panels, allowing you to choose the perfect combination for your home.

Neo stoves are supplied with a cast iron door and a cast iron top plate. All stoves are supplied with a cast iron flue collar and cast iron grate.

All of our contemporary stoves are finished in black stove paint and feature a powerful airwash system to sweep the door glass panel clear of combustion deposits, so you will enjoy a stunning view of the fire.

Cleanburn technology and a lined firebox ensure that you get the maximum efficiency from your fuel supplies - whether you choose to burn wood or solid fuel. The entire range is 'Smoke Exempt' which means that you can even use our stoves to burn wood in smoke controlled zones.

Essential stove information

STOVE CONSTRUCTION

Our contemporary range features stove bodies made from premium grade heavy gauge steel with a solid cast iron flue collar and grate. All our Neo stoves also feature a solid cast iron door and top plate. We use a heavier gauge of steel than most stoves to ensure many years of service and reliability.

OUTPUTS

ACR Stoves produce varying degrees of heat. In order to calculate whether an appliance will be suitable for your room please consult your local dealer for advice. As a general rule of thumb you will need approximately 1 Kw of heat for every 14 cubic metres of room-space (based on an outdoor temperature of 0°C). Measure your room's height, width and depth to obtain a total cubic metres figure and divide by 14. This calculation can be influenced by other factors such as levels of insulation and number of windows, so treat your final figure as a guideline only.

Your dealer will be happy to provide you with a more accurate calculation.

SMOKE EXEMPT

Smoke Exempt means that you can now burn wood in designated smoke controlled zones. All the stoves in this brochure are fully approved as Smoke Exempt by DEFRA, this requires that the stove is used in accordance with the users manual. Visit www.defra.gov.uk for further information.



CE CERTIFICATION

In line with current building regulations your installer will need to check that the appliance he is installing is CE approved. All of our stoves are fully CE approved and the appropriate certification is available to your installer by calling ACR Stoves on 0121 706 8266.

DIRECT AIR SUPPLY

All of our contemporary stoves can be connected to a direct air supply. This allows combustion air to be drawn into the stove directly from outside your home. Our direct air kit is designed for optimum performance with our stoves and is available from your local ACR dealer.



Optional direct air supply kit.



NEO 1, 3 and Trinity models



NEO Novus



All our contemporary stoves feature straightforward air controls for simple and precise operation of the stove.



All NEO stoves feature a discreet ashpan mechanism. Simply slide out the drawer, fit the lid in place and remove the ashpan with minimum mess.



All of our stoves are designed with a range of sophisticated features and a traditional black stove paint finish.

Please see page 23 for ten year warranty information.

Sophisticated on the outside... sophisticated on the inside...

1 UK FRIENDLY INSTALLATION

Most ACR stoves are supplied as standard with a UK friendly 125mm (5") flue collar – please note the Novus is supplied with a 150mm (6") flue collar.

2 SOLID CONSTRUCTION

Our stoves embody 25 years of design experience and are manufactured only from premium grade materials to withstand the high combustion temperatures and for many years of enjoyable dependability.

3 AIRWASH SYSTEM

Combustion can produce deposits that build up on the inside of your stove, causing the glass door panel to become obscured. Our airwash system is designed to sweep away these deposits leaving a clear view of the fire.

4 CLEANBURN TECHNOLOGY

Our highly efficient cleanburn combustion means more heat to your room and less harmful emissions to the atmosphere.

5 LINED FIREBOX

More heat is retained for keeping you warm and our lining system also helps to keep the stove clean on the inside.

6 LIDDED ASHPAN SYSTEM

Our Neo and Trinity stoves incorporate our user friendly ashpan removal system complete with lid for minimal unwanted mess when cleaning out your stove.

7 STRAIGHTFORWARD CONTROL SYSTEM

Simple to use front mounted controls make an easy task of lighting your stove and maintaining consistent outputs.

8 EASY TO MAINTAIN

Our stove paint finish can be wiped down when cool with a soft lint free cloth. A specialist ACR stove paint is available should you need to restore your stoves finish.

1

2

3

4

5

6

7

8



Stoves and the environment



Woodburning is a highly efficient way of heating your home. Wood is environmentally friendly as it consumes more carbon dioxide whilst growing as it emits when burning. Throughout the world people are committed to reducing Co² emissions, and by choosing an ACR Stove you can make a difference too. Wood is also one of the few fuels which is renewable in our lifetime.

SEASONING & STORING LOGS

We recommend that our customers select seasoned wood purchased from a sustainable forest management scheme, to ensure that the wood you use will be replaced using reliable methods. For more information please visit www.acrstoves.com.

Trees contain a lot of water, freshly cut logs will contain about 50% water and will be difficult to burn and may cause excessive tar deposits on glass panels, stove components and the flue pipe. We recommend that logs should be cut to the required lengths and stored outside in a manner that allows air to circulate, but under cover so they are protected from rain. If possible, it is always best to season the wood for two years before burning reducing water content to less than 20%.

SOLID FUEL

We do not recommend the use of house coal or solid fuels with a petroleum content of more than 20% as these could cause damage to your stove and invalidate your warranty. You are advised to check the compatibility of the fuel you intend to use with your chosen stove prior to committing to buy.

For independent advice on all fuel types, please contact the Solid Fuel Association on 01773 835400.



“ We all have an obligation to protect the environment and preserve its future. Making informed energy decisions now will reflect in the environment around us in the years to come. ”



TRINITY 1 / 3

5kw

The Trinity 1 and 3 are the compact models in our contemporary stove range, featuring distinct square styling that makes a striking focal point in any home.

The large glass door panel is swept clean by a powerful airwash system to give excellent views of the flames. The Trinity is available with optional side glasses for a truly panoramic view of the fire.

Being Smoke Exempt means that you can burn wood in smoke controlled areas, allowing you to enjoy a real stove whether in the town or country. The Trinity can also be used with a variety of smokeless fuels (please see page 6 for more details).

FEATURES AT A GLANCE

- High quality steel construction with cast iron grate
- Smoke Exempt - you can now burn wood in smoke controlled areas
- Multifuel - can be used with wood and smokeless fuel (please see page 6 for more details)
- 5kw nominal output
- 125mm (5") flue collar for straightforward installation
- No additional room air requirement*
- High efficiency lined firebox
- Large glass window for a relaxing view of the flames with single or three panel glass options
- Very powerful airwash to help keep the door glass clean
- Finished in matt black stove paint
- Brushed steel handle
- Easy to operate - front mounted calibrated air control dial
- Convenient ash removal system with anti-spill lid
- Chimney can be swept through the stove
- Suitable for use on a 12mm hearth
- Optional direct air supply kit available (100mm)
- 10 year warranty



Easy to use calibrated air control dial for simple and precise operation of the stove.



Discreet ashpan mechanism - simply slide out the drawer, fit the lid in place and remove the ashpan with minimum mess.

*Depending on the age and type of property and should be confirmed with your installer.



NOVUS

5kw

With its black glass front and gloss black ceramic top panel beautifully offset by the traditional black side panels, the Novus creates a striking focal point in any home. The Novus also features a convenient storage area below the door - ideal for keeping logs to hand.

The large glass door is swept clear of deposits by a powerful airwash to give an excellent view of the flames.

With multifuel capability the Novus can burn wood and a range of smokeless fuels (please see page 6 for more details). Plus being Smoke Exempt means that you can burn wood in smoke controlled areas, allowing you to enjoy a real stove whether in the town or country.

FEATURES AT A GLANCE

- High quality steel construction with glass door with a steel frame and ceramic top plate
- Smoke Exempt - you can now burn wood in smoke controlled areas
- Multifuel - can be used with wood and smokeless fuel (please see page 6 for more details)
- 5kw nominal output
- 150mm (6") flue collar
- No additional room air requirement*
- High efficiency lined firebox
- Large glass window for a relaxing view of the fire
- Very powerful airwash to help keep the glass panel free of deposits
- Finished in matt black stove paint
- Brushed steel handle
- Suitable for use on a 12mm hearth
- Easy to operate, front mounted slider air controls
- Optional direct air supply kit available (100mm spigot)
- 10 Year warranty




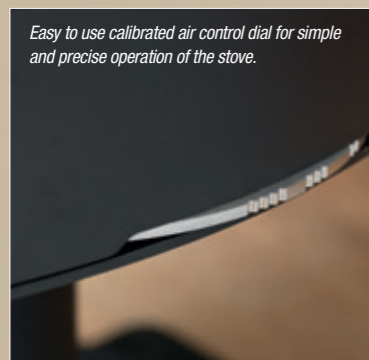
Attention to detail creates a stunning and dependable room heating solution.



Easy to use air control sliders for simple and precise operation of the stove.

*Depending on the age and type of property and should be confirmed with your installer.

Easy to use calibrated air control dial for simple and precise operation of the stove.



An optional kit is available for the NEO 1C/3C to convert the cupboard into an integral open fronted log store.

NEO 1C / 3C

5kw

The NEO 1C /3C is everything you would expect from a fully featured, contemporary stove. Being Smoke Exempt means you can now burn wood in smoke controlled areas. All NEO stoves are also suitable for use with a range of smokeless fuels (please see page 6 for more details).

The NEO 1C /3C has a discreet cupboard base, ideal for convenient storing of logs and kindling.

With a large glass door equipped with a powerful airwash to keep it clean, the NEO1C will give excellent views of the fire. The NEO3C has the benefit of additional side panel glass to give a more panoramic view of the flames.

FEATURES AT A GLANCE


- High quality steel construction with cast iron door and top casting for strength and efficient heat transfer
- Smoke Exempt - you can now burn wood in smoke controlled areas
- Multifuel - can be used with wood and smokeless fuel (please see page 6 for more details)
- 5kw nominal output
- 125mm (5") flue collar for straightforward installation
- No additional room air requirement*
- High efficiency lined firebox
- Large glass window for a relaxing view of the flames with single or three panel glass options
- Very powerful airwash to help keep the glass panel free of deposits
- Discreet storage cupboard base with optional kit to convert the cupboard into an integral open fronted log store
- Finished in matt black stove paint
- Brushed steel handle
- Easy to operate, front mounted calibrated air control dial
- Convenient ash removal system with anti-spill lid
- Chimney can be swept through the stove
- Suitable for use on a 12mm hearth
- Optional direct air supply kit available (100mm spigot)
- 10 Year warranty



The NEO1C/3C features a convenient storage cupboard, ideal for keeping logs and kindling close to hand.

*Depending on the age and type of property and should be confirmed with your installer.

Easy to use calibrated air control dial for simple and precise operation of the stove.



NEO 1P / 3P

5kw

With its striking pedestal base the NEO 1P/3P is everything you would expect from a fully featured, contemporary stove - creating a real sense of occasion in any room.

The large glass door panel is swept clean by a powerful airwash system so the NEO1P offers excellent views of the fire. The NEO3P has the benefit of side panel glass in addition to the front glass to give a more panoramic view of the flames.

Being Smoke Exempt means that you can burn wood in smoke controlled areas, allowing you to enjoy a real stove whether in the town or country. All NEO stoves are also suitable for use with a range of smokeless fuels (please see page 6 for more details).

FEATURES AT A GLANCE


- High quality steel construction with cast iron door and top casting for strength and efficient heat transfer
- Smoke Exempt - you can now burn wood in smoke controlled areas
- Multifuel - can be used with wood and smokeless fuel (please see page 6 for more details)
- 5kw nominal output
- 125mm (5") flue collar for straightforward installation
- No additional room air requirement*
- High efficiency lined firebox
- Large glass window for a relaxing view of the flames with single or three panel glass options
- Very powerful airwash to help keep the glass panel free of deposits
- Single pedestal base
- Finished in matt black stove paint
- Brushed steel handle
- Easy to operate, front mounted calibrated air control dial
- Convenient ash removal system with anti-spill lid
- Chimney can be swept through the stove
- Suitable for use on a 12mm hearth
- Optional direct air supply kit available (100mm spigot)
- 10 Year warranty



Stabilising brackets are available as an option for the NEO1P/3P for installations that, for example, have a slightly uneven hearth. The brackets secure the base of the stove body to the wall and can be adjusted to the required length.

*Depending on the age and type of property and should be confirmed with your installer.

Easy to use calibrated air control dial for simple and precise operation of the stove.



NEO 1F / 3F

5kw

The NEO 1F/3F is fitted with four short cylindrical legs, making this variant ideal for installing into a fireplace recess. Also perfect for freestanding applications with a distinctly different look to the pedestal or cupboard models.

Swept clean by a powerful airwash system, the glass panel of the NEO1F offers excellent views of the fire. The NEO3F has the benefit of side glass panels in addition to the front glass for an expansive view of the flames.

Being Smoke Exempt means that you can burn wood in smoke controlled areas, allowing you to enjoy a real stove whether in the town or country. All NEO stoves are also suitable for use with a range of smokeless fuels (please see page 6 for more details).

FEATURES AT A GLANCE

- High quality steel construction with cast iron door and top casting for strength and efficient heat transfer
- Smoke Exempt - you can now burn wood in smoke controlled areas
- Multifuel - can be used with wood and smokeless fuel (please see page 6 for more details)
- 5kw nominal output
- 125mm (5") flue collar for straightforward installation
- No additional room air requirement*
- High efficiency lined firebox
- Large glass window for a relaxing view of the flames with single or three panel glass options
- Very powerful airwash to help keep the glass panel free of deposits
- Short legs for installation into a recess or floor-standing
- Finished in matt black stove paint
- Brushed steel handle
- Easy to operate, front mounted calibrated air control dial
- Convenient ash removal system with anti-spill lid
- Chimney can be swept through the stove
- Suitable for use on a 12mm hearth
- Optional direct air supply kit available (100mm spigot)
- 10 Year warranty



All NEO stoves feature a discreet ashpan mechanism. Simply slide out the drawer, fit the lid in place and remove the ashpan with minimum mess.

*Depending on the age and type of property and should be confirmed with your installer.



NEO 1W / 3W 5kw



The NEO 1W/3W stoves have both been designed for wall mounting - bringing a new dimension to contemporary real fire heating. They both retain all the defining features of the NEO range including the clever ash removal system and air control dial.

The large glass door panel is swept clean by a powerful airwash system offering excellent views of the fire. The NEO3W has additional side glass panels to give a panoramic view of the flames.

Being Smoke Exempt means that you can burn wood in smoke controlled areas, allowing you to enjoy a real stove whether in the town or country. All NEO stoves are also suitable for use with a range of smokeless fuels (please see page 6 for more details).

FEATURES AT A GLANCE

- High quality steel construction with cast iron door and top casting for strength and efficient heat transfer
- Smoke Exempt - you can now burn wood in smoke controlled areas
- Multifuel - can be used with wood and smokeless fuel (please see page 6 for more details)
- 5kw nominal output
- 125mm (5") flue collar for straightforward installation
- No additional room air requirement*
- High efficiency lined firebox
- Large glass window for a relaxing view of the flames with single or three panel glass options
- Very powerful airwash to help keep the glass panel free of deposits
- Designed for wall-mounting
- Finished in matt black stove paint
- Brushed steel handle
- Easy to operate, front mounted calibrated air control dial
- Convenient ash removal system with anti-spill lid
- Chimney can be swept through the stove
- Suitable for use in conjunction with a 12mm hearth
- Optional direct air supply kit available (100mm spigot)
- 10 Year warranty



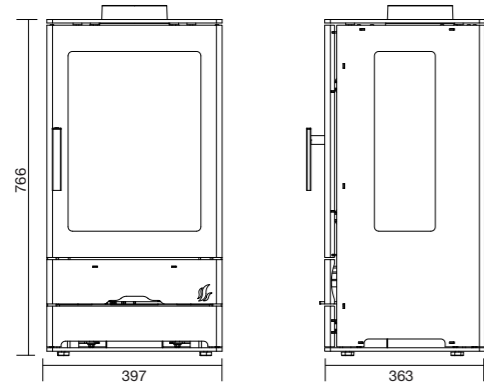
Easy to use calibrated air control dial for simple and precise operation of the stove.

*Depending on the age and type of property and should be confirmed with your installer.

Technical specifications

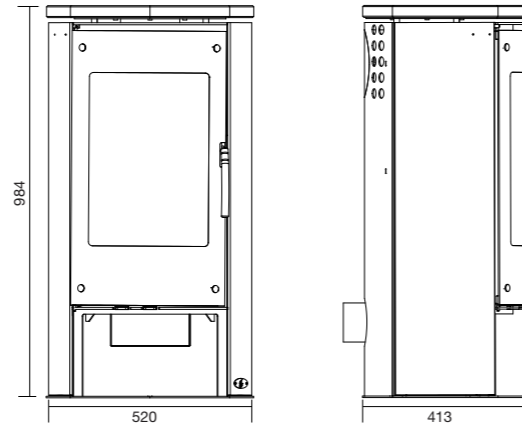
All dimensions are quoted in mm unless stated otherwise.

Trinity 1 / 3



Fuel	Wood and Solid Fuel
Nominal Output	5 kw
Net Efficiency	81.8%
Gross Efficiency	74.4%
Max Hearth Temp	Less than 100°C
Weight	90 kg
Max Log Size	40 cm
Flue Diameter	125 mm (inside dia)
Flue Location	Top or Rear
Floor to centre of rear flue outlet	635 mm
Rear of stove to centre top flue outlet	150 mm
Construction	Steel

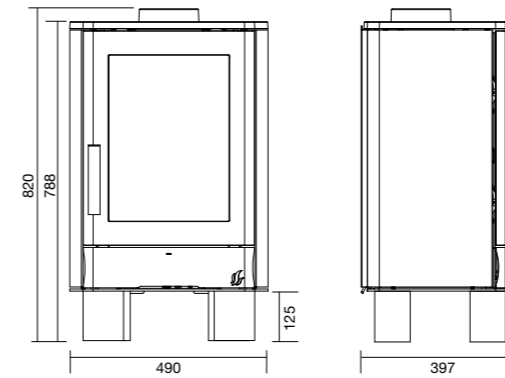
Novus



Fuel	Wood and Solid Fuel
Nominal Output	5 kw
Net Efficiency	80.5%
Gross Efficiency	73.25%
Max Hearth Temp	Less than 100°C
Weight	110 kg
Max Log Size	40 cm
Flue Diameter	150 mm (inside dia)
Flue Location	Top or Rear
Floor to centre of rear flue outlet	839 mm
Rear of stove to centre top flue outlet	157 mm
Construction	Steel and Ceramic

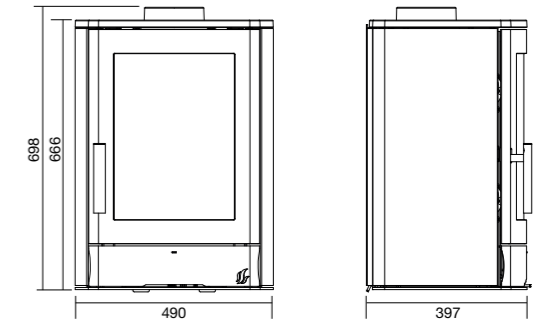
Please note: It is not possible to sweep the chimney through the Novus.

NEO 1F / 3F



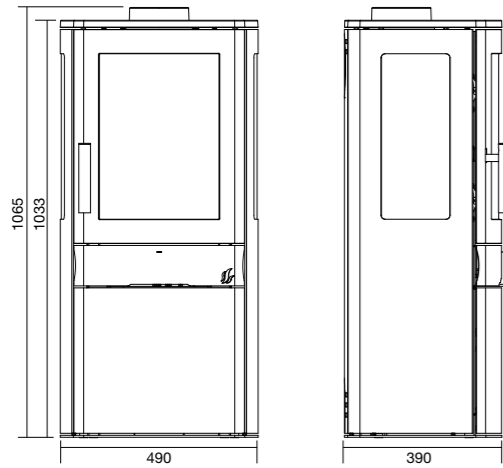
Fuel	Wood and Solid Fuel
Nominal Output	5 kw
Net Efficiency	81.8%
Gross Efficiency	74.4%
Max Hearth Temp	Less than 100°C
Weight	90 kg
Max Log Size	40 cm
Flue Diameter	125 mm (inside dia)
Flue Location	Top or Rear
Floor to centre of rear flue outlet	675 mm
Rear of stove to centre top flue outlet	145 mm
Construction	Cast Iron and Steel

NEO 1W / 3W



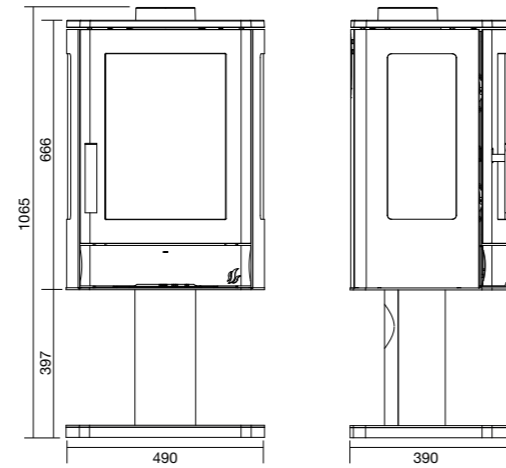
Fuel	Wood and Solid Fuel
Nominal Output	5 kw
Net Efficiency	81.8%
Gross Efficiency	74.4%
Max Hearth Temp	Less than 100°C
Weight	90 kg
Max Log Size	40 cm
Flue Diameter	125 mm (inside dia)
Flue Location	Top or Rear
Base of stove to centre of rear flue outlet	556 mm
Rear of stove to centre top flue outlet	145 mm
Construction	Cast Iron and Steel

NEO 1C / 3C



Fuel	Wood and Solid Fuel
Nominal Output	5 kw
Net Efficiency	81.8%
Gross Efficiency	74.4%
Max Hearth Temp	Less than 100°C
Weight	110 kg
Max Log Size	40 cm
Flue Diameter	125 mm (inside dia)
Flue Location	Top or Rear
Floor to centre of rear flue outlet	920 mm
Rear of stove to centre top flue outlet	145 mm
Construction	Cast Iron and Steel

NEO 1P / 3P



Fuel	Wood and Solid Fuel
Nominal Output	5 kw
Net Efficiency	81.8%
Gross Efficiency	74.4%
Max Hearth Temp	Less than 100°C
Weight	105 kg
Max Log Size	40 cm
Flue Diameter	125 mm (inside dia)
Flue Location	Top or Rear
Floor to centre of rear flue outlet	920 mm
Rear of stove to centre top flue outlet	145 mm
Construction	Cast Iron and Steel





Stove installation

The installation must be carried out by a competent person registered with a Government approved competent persons scheme. For example, HETAS Ltd operate a competent person scheme - please visit www.hetas.co.uk to learn more and to find a qualified installer.

Alternatively, the installation can be carried out under Local Authority Building Control approval.

Stove warranty information

10 YEAR WARRANTY



All ACR Stoves are covered by a 10 year warranty which covers all stove body castings / stove body steel panels. It does not include consumable items such as glass, door seals and ashpan runners. This 10 year warranty is only applicable when the stove is purchased from one of our recommended retailers. If a stove from any of our brands is purchased from a non-recommended retailer then only a 12 month warranty will be applicable as outlined below.

All stoves are covered by a 1 year warranty when purchased through a non-recommended retailer. The warranty covers the stove body castings only and does not include consumable items such as grates, firebricks, vermiculite panels, baffles, log guards, door rope and glass.

Any warranty claims should be addressed to your original supplier and accompanied with the date of purchase and serial number of the appliance.



Stove accessory range

KEEPING YOUR STOVE IN TIP-TOP CONDITION

Our stoves are carefully engineered for many years of trouble free service. To keep your stove looking its best and working efficiently we offer a range of products and consumable spare parts specifically designed for maintaining your stove.



ACR TRADITIONAL STOVE PAINT

A premium quality temperature resistant paint designed for keeping the appearance of all stove paint finish stoves looking as-new. The environmentally friendly spray makes application to your stove straightforward and with a heat resistant rating up to 650°C you can be assured of a long lasting quality finish on your stove.

ACR GLASSBRIGHT DOOR GLASS CLEANER

Specially formulated to make cleaning your stoves glass as easy as possible. Unsightly deposits can build up from burning unseasoned wood or non-recommended solid fuels, spoiling the view of the fire. Regular cleaning with Glassbright will assist by dissolving away these stubborn deposits and make cleaning much easier.



DOOR SEALS

It is important that door seals are maintained to ensure your stove is operating at maximum efficiency. Your supplying stove dealer will stock new door rope seals for your ACR stove. We recommend that you replace the seal if the current one is showing excessive signs of wear and tear, or damage.



SPARE PARTS

A wide range of spare parts are available from stock for your ACR stove. Should you encounter a problem and require parts, please contact your supplying dealer.



Your local ACR dealer:

Issue 6 / September 2016

ACR
STOVES

ACR Heat Products Limited, Unit 1, Weston Works,
Weston Lane, Tyseley Birmingham B11 3RP, England.

- Tel: 0121 706 8266
- E-mail: enquiries@acrheatproducts.co.uk

- Fax: 0121 706 9182
- www.acrstoves.com



Scan code with your mobile device for more information



All installations shown in this brochure are for illustrative purposes only. All actual installations must comply with the latest building regulations and ACR Heat Products Ltd installation manuals. Please note that due to limitations of the printing process, colour reproduction of the stoves may vary slightly from those shown. Please consult your dealer for more accurate colour matching. ACR Heat Products Ltd reserves the right to amend any specifications herein or to make any product design changes. The specifications, dimensions and information shown within our brochures are provided for information purposes only and are not binding. With the aim of constantly improving our equipment, all modifications considered necessary may be made without notice.