



KT-LED15T8-48GC-840-S

T8 LED LAMP

DESCRIPTION

15W T8 LED | 4000K | >80 CRI | High Efficiency | Ballast Compatible



LAMP TYPE: Linear
BULB TYPE: T8 LED
BASE TYPE: G13 (Medium Bi-Pin)
WATTAGE: 15W
COLOR TEMPERATURE: 4000K
COLOR RENDERING INDEX (CRI): >80
WARRANTY: 5 Years



PRODUCT FEATURES

- Compatible with Most Instant and Program Start Electronic T8 Ballasts, Contact Keystone for Ballast Compatibility List
- Direct Replacement for the Following Fluorescent Lamps: F32T8/32W, F32T8/30W, F32T8/28W, F32T8/25W
- UL Listed; Listed on DLC Qualified Product List
- 50,000+ Hour Lifetime
- Environmentally Friendly: No Mercury Used
- Instant Startup
- Frosted Lens Eliminates Pixelation
- Operating Temperature: -20°C/-4°F to 45°C/113°F
- 110+ Lumens per Watt (Bare Lamp Efficacy)
- Suitable for Dry and Damp Locations
- Improved Lamp Durability with Shatterproof Coated Glass
- NSF Listed: NSF/ANSI Standard 2 - Food Equipment

OPERATING SPECIFICATIONS

ELECTRICAL AND PERFORMANCE CHARACTERISTICS

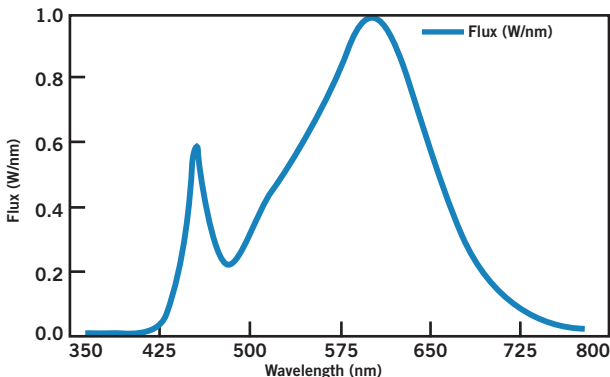
Input Voltage	CRI	Bare Lamp Wattage	Nominal Lamp Lumens	System Wattage*			Initial Lumens*			Visible Light Area	Nominal Bare Lamp Efficacy	Power Factor	Max. THD
				0.78BF	0.88BF	1.18BF	0.78BF	0.88BF	1.18BF				
Ballast Dependent	>80	15W	2200 lm	15.8W	17.5W	24.1W	1965 lm	2185 lm	2825 lm	325°	147	>0.9	20%

* Nominal values. Actual values may vary depending on electronic ballast used.

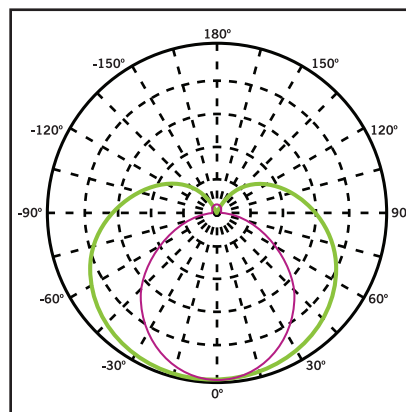
RATED LIFE

L70 (Hours)	50,000
-------------	--------

SPECTRAL DISTRIBUTION



POLAR CANDELA DISTRIBUTION



Maximum Candela = 1248.55
 Located at Horizontal Angle = 0,
 Vertical Angle 0

1. Violet Vertical Plane through Horizontal Angles (90-270)
2. Green Vertical Plane through Horizontal Angles (0-180)

Beam Angle: 220°

Visible Light Area: 325°



KT-LED15T8-48GC-840-S

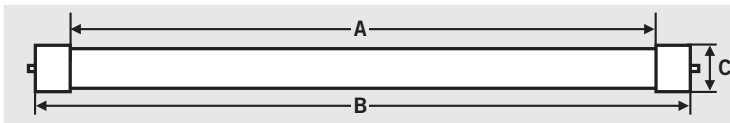
T8 LED LAMP

WIRING

Plug and Play: Simply replace the existing fluorescent lamp with Keystone Smart Drive LED lamp. No changes to the existing fluorescent ballast wiring needed. For ballast compatibility questions, please contact Keystone.

PHYSICAL CHARACTERISTICS

LAMP DIMENSIONS



A (Illuminated Length)	44.70"
B (Body Length)	47.15"
C (Diameter)	1.00"

NOMINAL LENGTH: 48" **BASE TYPE:** G13 (Medium Bi-Pin)

ORDERING INFORMATION

ORDER CODE	PACKAGING STYLE	PACK QTY.	ITEM STATUS
KT-LED15T8-48GC-840-S-CP	Carton Pack (Egg Crate Packaging)	25	Quick Ship
KT-LED15T8-48GC-840-S-DP	Distributor Pack (Individual Cartons)	20	Quick Ship

CATALOG NUMBER BREAKDOWN

KT-LED15T8-48GC-840-S-CP

