



CareCaller LTE FallAlert™ Guide



How it Works

What is FallAlert™ and How Does it Work?

Overview

The CareCaller LTE FallAlert™ is designed to detect falls when they happen and alert all contacts immediately. From the moment a fall occurs, the FallAlert™ will:

1. Announce 3 times that the fall alert has been activated, and to click the SOS button to cancel
2. Send a text alert to all contacts indicating a fall has occurred
3. Announce that the device is calling contact number one
4. Call all contacts in sequence until an answer



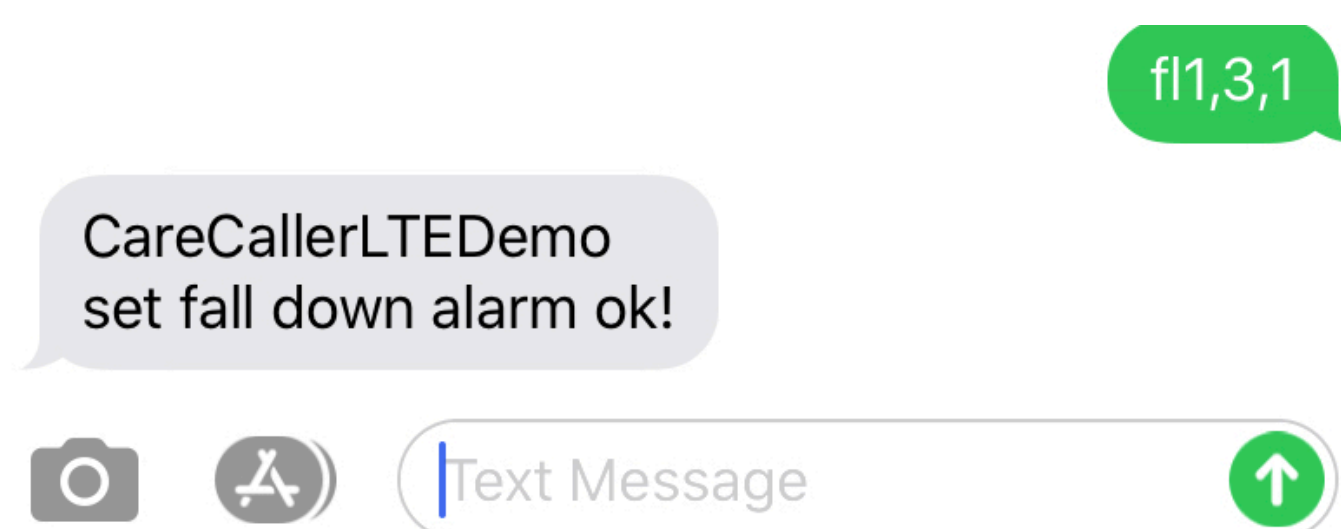
Adjusting Sensitivity

All CareCaller LTE FallAlert™ devices come standard with our fall alert technology. But depending on the wearer and the daily activities that he/she engages in, it may be necessary to adjust the sensitivity of the fall detection. To increase or decrease the sensitivity of the FallAlert™, text fl1,*number 1-9*,1.

Example: fl1,8,1

fl1,3,1

Note: Level 1 is the least sensitive, while level 9 is the most.



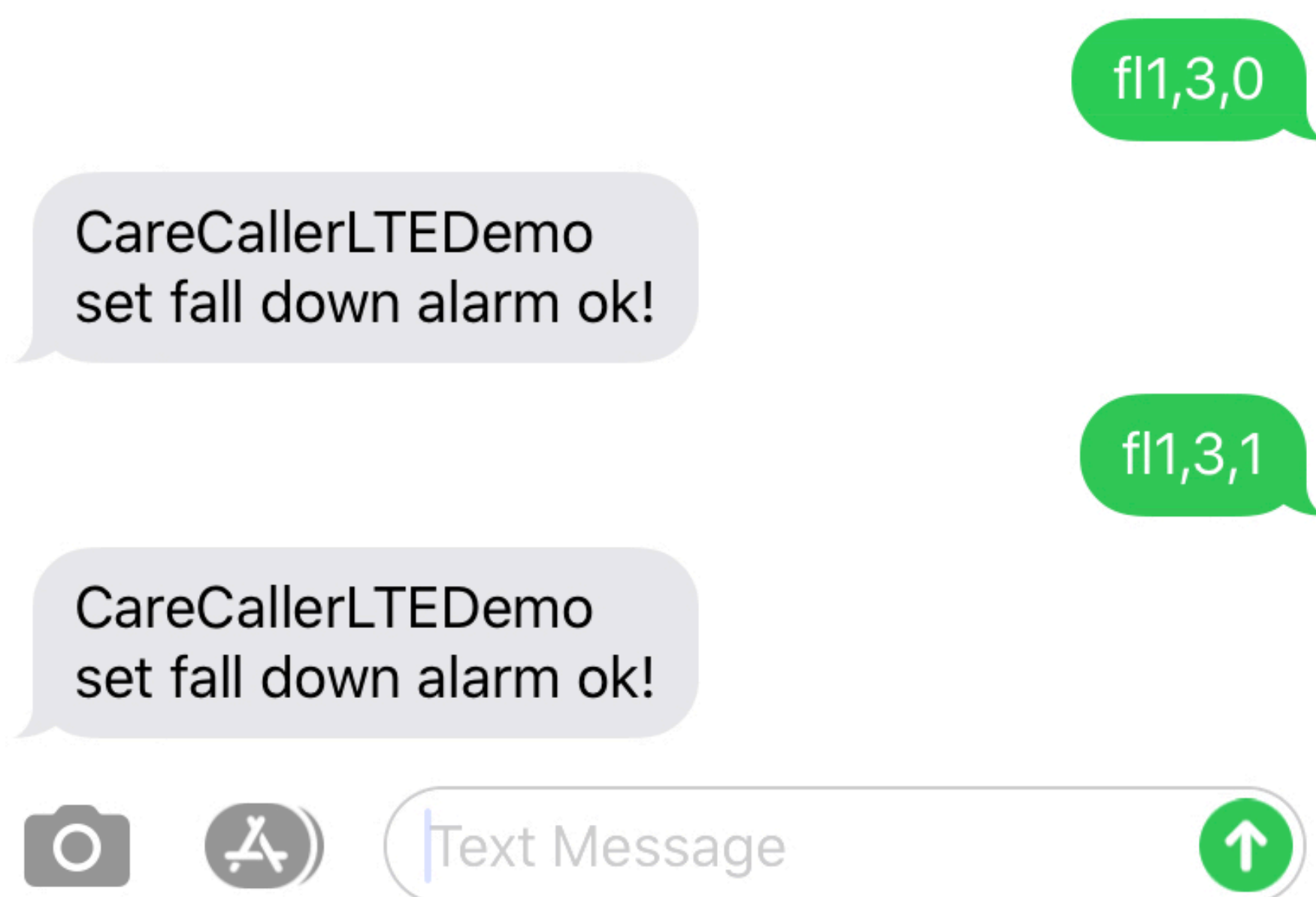
Enabling/Disabling Calls

When a fall is detected, the FallAlert™ will automatically send text alerts, and then call contacts individually until an answer. To disable the calling option and have contacts only receive text alerts, text fl1,fallsensitivity,0. To enable calls to contacts, text fl1,fallsensitivity,1.

Example: fl1,8,0

fl1,3,1

Note: 0=Off, 1=On



What's in a Text Alert?

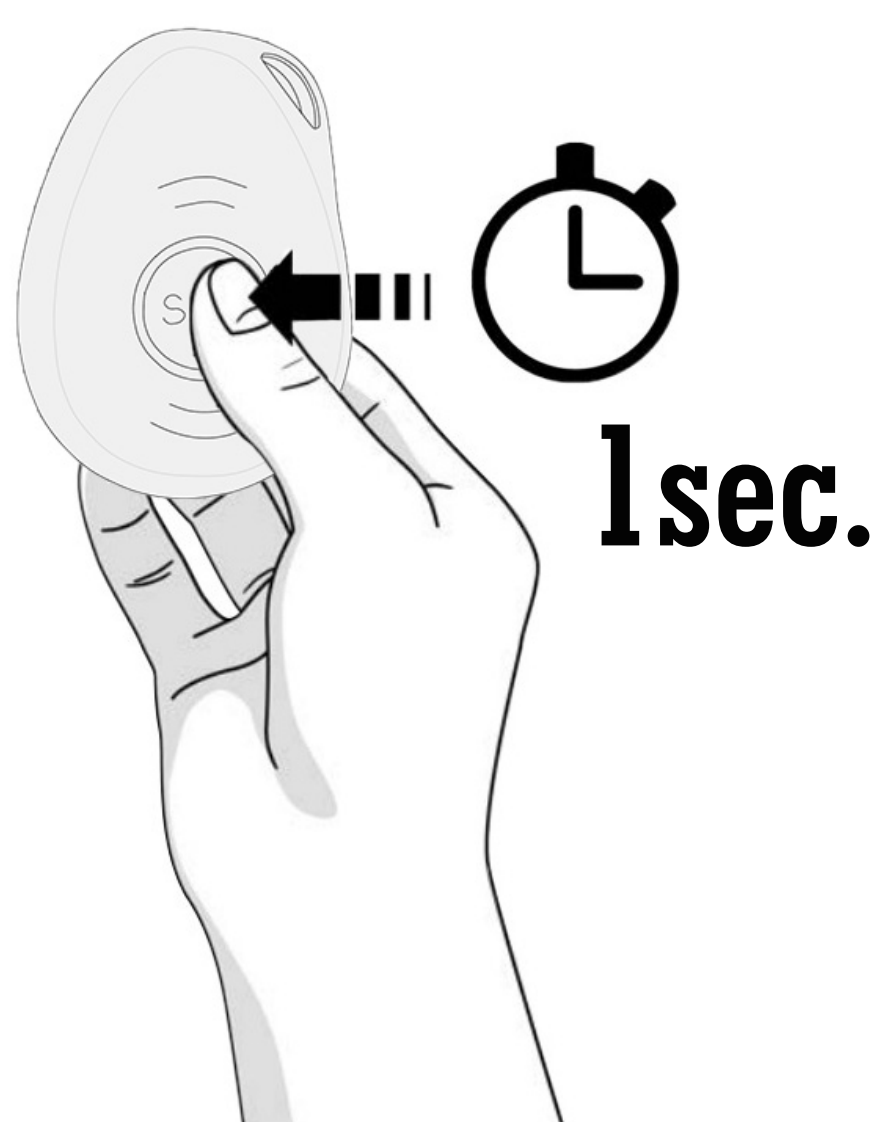
Below is an example of a typical text alert:

CareCallerLTEDemo ← Device Username
Fall Down Alarm ← Fall Indicator
WIFI-Loc:
Date:29/10/2019 ← Date of Fall
Loc Time:13:42:53 ← Time of GPS Fix
Alarm Time:13:42:37 ← Time of SOS Button Press
Battery:8% ← Current Battery Level
smart-locator.com/web/geolocation/wi/uYSpPi3_NL-IrUPXF_i6AmueHkGRvZKtQ9cX-MKerUPXF_jBjq1D1xf4uR5RpBfOf8YsfoGu5M7HPn6BruTOwZatQ9cX-L3c62IKuG-83OtpSrhwwNzraUq4dLzc62IKuHK1DIGkF85_ ← Real-Time Google Maps GPS Link

Cancelling a Fall Alert

In the event of false alarm, fall alerts can be cancelled before an alert is sent out to contacts.

While the voice prompts are announcing the fall detection, press and hold the SOS button for 1 second. This will cancel the alert and stop the announcement.





SafeGuardianTM
Protecting All That You Love

Contact us:
Monday-Friday 8a.m. - 4 p.m. EST
800-378-2957
service@SafeGuardian.com