

# DATA SHEET SWISSCAVE WL120F


## Technical Data

Exterior	
Casing	Any colour coated steel
Door glazing	Fully glazed UV-resistant, gas-filled, with low energy panes equipped glass door (double glazed)
Door lock	Yes
Door hinge	Right
Door hinge convertible as option (right to left)	Yes
Product dimensions without door handle (H/W/D)	831 x 540 x 550 mm
Packaging dimensions (H/W/D)	870 x 590 x 590 mm
Interior	
Temperature zones	1
Lighting	Blue ceiling lighting
Lighting on/off switch	Yes
Number of shelves total	6
Number of bottle levels max.	6
Shelf material	Beech wood
Telescopic shelves on extendable steel ball bearings	Yes
Inside casing	Black PUR
Scope of functions	
Optimal usage	Tempering and storing
User interface	
Active carbon filters (ensuring optimal air quality)	No
Compressor	JP-STD
Coolant	R600a (environment friendly)
Vibrationfree implementation	Yes
Cooling system	Combined fan and convection cooling
Defrost function	Automatic
Temperatur Memory Function (Power failure)	Yes
Condensation water container	Yes
Heating	Yes (integrated powerful winter function)
Acoustic temperature alarm	Yes
Acoustic door alarm	Yes
Tilt protection	Yes
Feet adjustable to compensate uneven floors	Yes


Performance data	
Bottle capacity (Bordeaux shape, part of shelves removed)	41
Bottle capacity (Bordeaux shape, all shelves inserted)	37
Space for oversized bottles (Magnum, 3lt.)	Yes (by removing 1 shelf)
Humidity	Recommendation 50-70%
Climate classification	SN-T
Volume	118 l
Noise level	39 dB(A) <b>sound-absorbing recommendation</b>
Temperature range	5 °C - 20 °C

General Information	
Cooler shape	Freestanding
Maintenance contract (warranty extension)	<b>Recommended</b>
Transport weight	35 kg
Net weight	31 kg
Power consumption per day	0,427 kWh (ca.)
Voltage	220 V / 50 Hz
Cable length	2 m







SWISSCAVE WL120F



156 kWh/annum



41



39dB  
ABCD

2019/2018