


Customer Service Information



Savio Engineering, Inc.
Albuquerque, New Mexico USA
<http://www.savio.cc> • email: support@savio.cc

Innovative, precision engineered solutions
Advanced water gardening products for healthy, clean living ponds.




Skimmerfilters®



Livingponds® Filters



Pond Packages™



Uvinex™ system




Water Master Pumps™




Waterfall Well™



Springflo Filter Media™



FilterWeirs™



Radiance™ Lighting



Black Foam



Pond Free™ Packages

SAVIO Black Foam Gun

For use with Black Foam Cartridges (BF500)



07-SV-084

Read entire instructions prior to assembly and operation.

This Savio Black Foam Gun Applicator is designed specifically for use with Savio Black Foam cartridges. This applicator provides more control and precision for the application of Black Foam. It also creates significantly less waste and is more cost effective than disposable products.


SAFETY WARNING



This gun must never be aimed at one's self, or other people. Observe the safety instructions printed on the product can.



To attach cartridge, remove cap and screw cartridge onto adapter clockwise. This step must be performed quickly to prevent leaks.



Use the knob on the back of the gun to regulate the flow of foam.



To use, mist water into the area to be sealed. Gently squeeze trigger to dispense foam.



Always leave the cartridge on the gun between uses, otherwise foam will cure inside the gun and ruin the mechanism.

Savio Gun Cleaner (sold separately) is an acetone-based solvent that can be applied when the gun becomes clogged, or a decrease in flow is noticed. Use this product sparingly as it will shorten the life of the gun over time.

CLEANING



Use syringe applicator (included with gun cleaner) to clean adapter.



Attach gun cleaner to applicator and squeeze the trigger a few times to clear the nozzle.

ACCESSORIES



Savio Black Foam Cartridges BF500



Savio Gun Cleaner BF520

STORAGE

In general, it's best to leave a cartridge on the gun between jobs. Clean the gun carefully if you do not expect to use it again for some time.