

HIGH FEELS



# *Sandals & Shoes*

**SIZE GUIDE**

35-43

*We recommend to order our boots  
and closed shoes one size bigger  
than our sandals.*

**SANDALS:** Place a pen with the tip  
on the dot and adjust your foot on  
the sheet. The pen goes between  
your big toe and second toe.  
If this outline fits you well,  
we recommend to

***Order size***

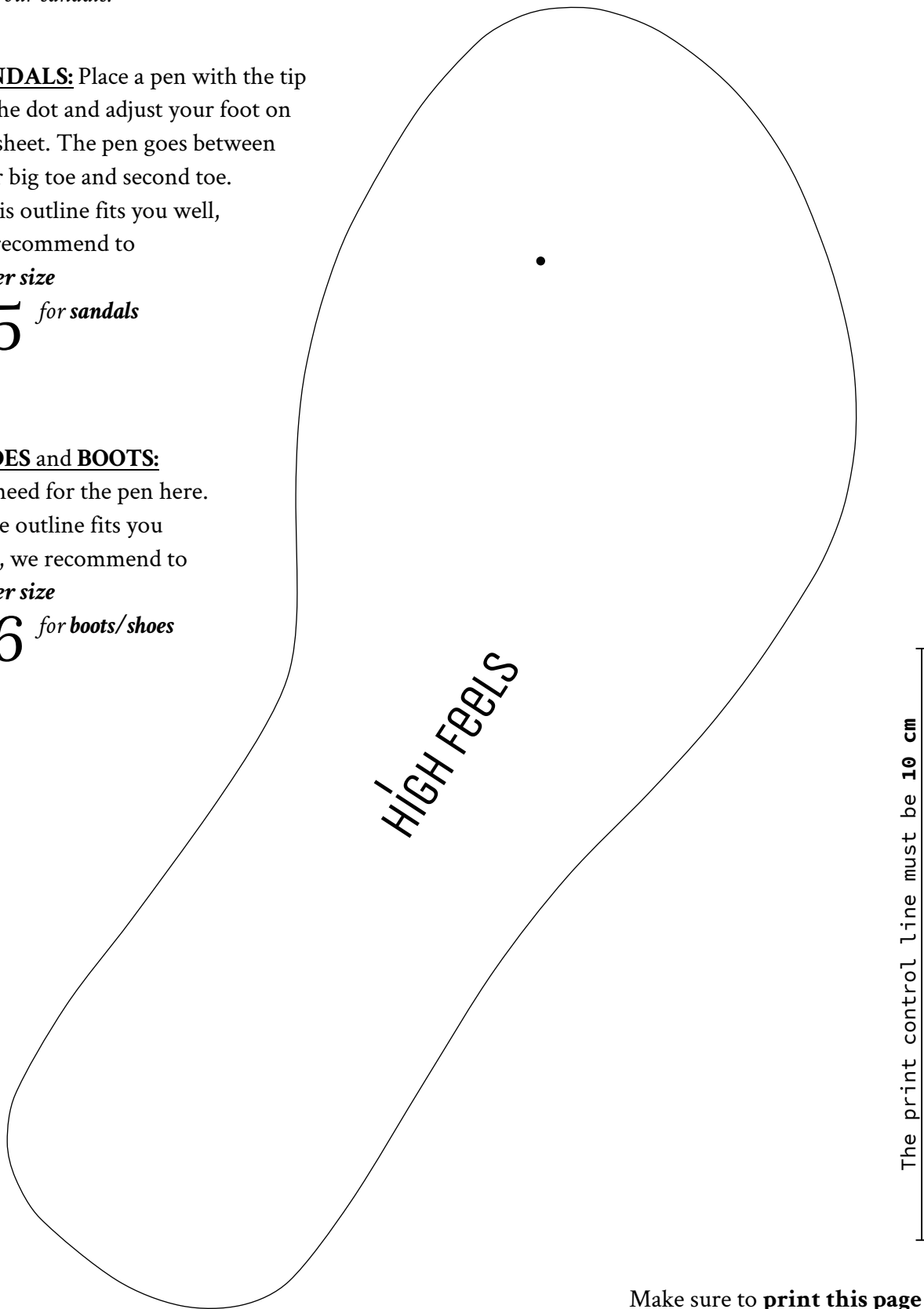
**35** *for sandals*

**SHOES and BOOTS:**

No need for the pen here.  
If the outline fits you  
well, we recommend to

***Order size***

**36** *for boots/shoes*



**Make sure to print this page  
in 100% scale / original size  
(Disable automatic page adjustment)**

*We recommend to order our boots  
and closed shoes one size bigger  
than our sandals.*

**SANDALS:** Place a pen with the tip  
on the dot and adjust your foot on  
the sheet. The pen goes between  
your big toe and second toe.  
If this outline fits you well,  
we recommend to

*Order size*

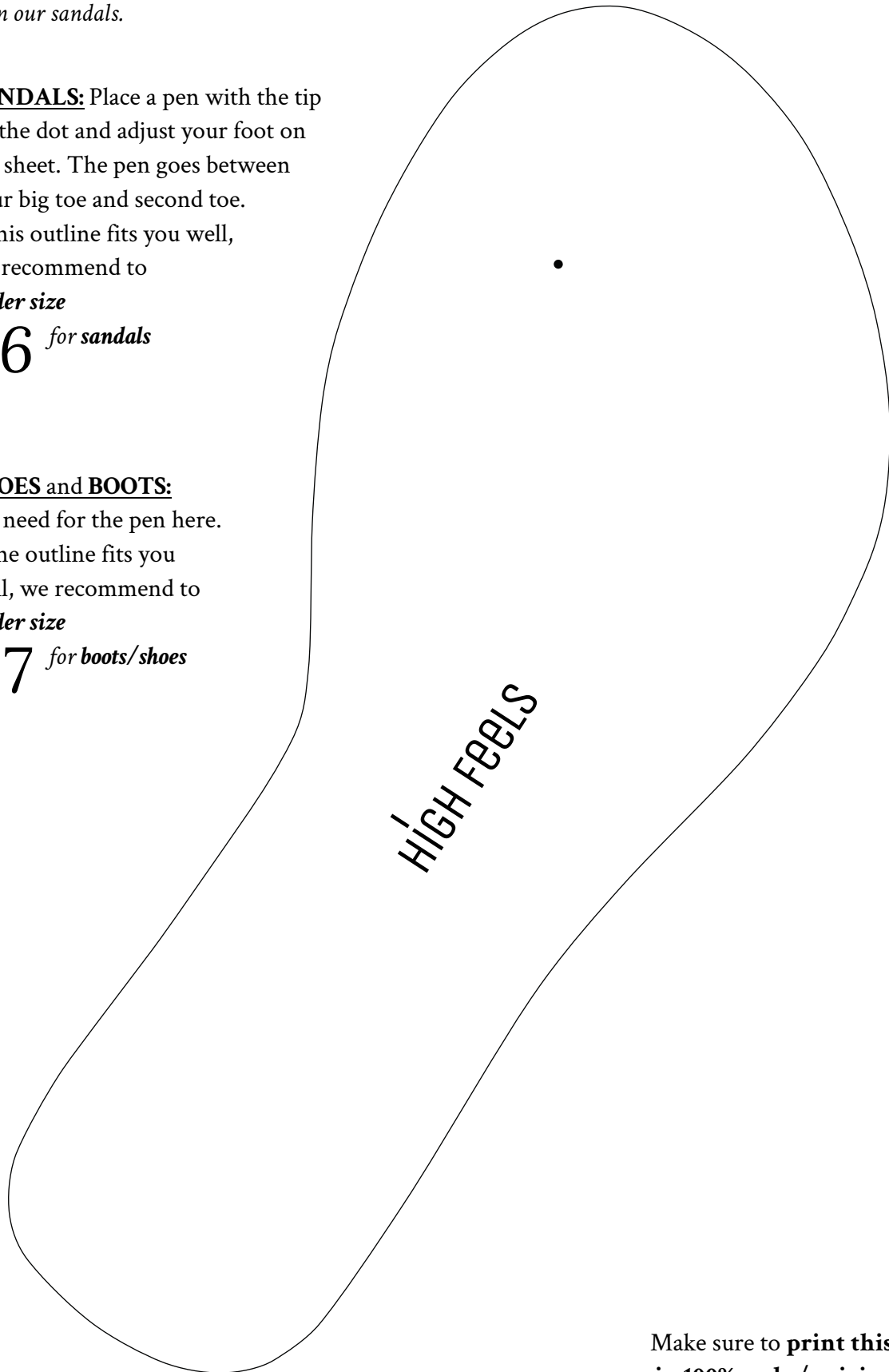
**36** *for sandals*

**SHOES and BOOTS:**

No need for the pen here.  
If the outline fits you  
well, we recommend to

*Order size*

**37** *for boots/shoes*



The print control line must be 10 cm

Make sure to **print this page**  
**in 100% scale / original size**  
(Disable automatic page adjustment)

*We recommend to order our boots  
and closed shoes one size bigger  
than our sandals.*

**SANDALS:** Place a pen with the tip  
on the dot and adjust your foot on  
the sheet. The pen goes between  
your big toe and second toe.  
If this outline fits you well,  
we recommend to

*Order size*

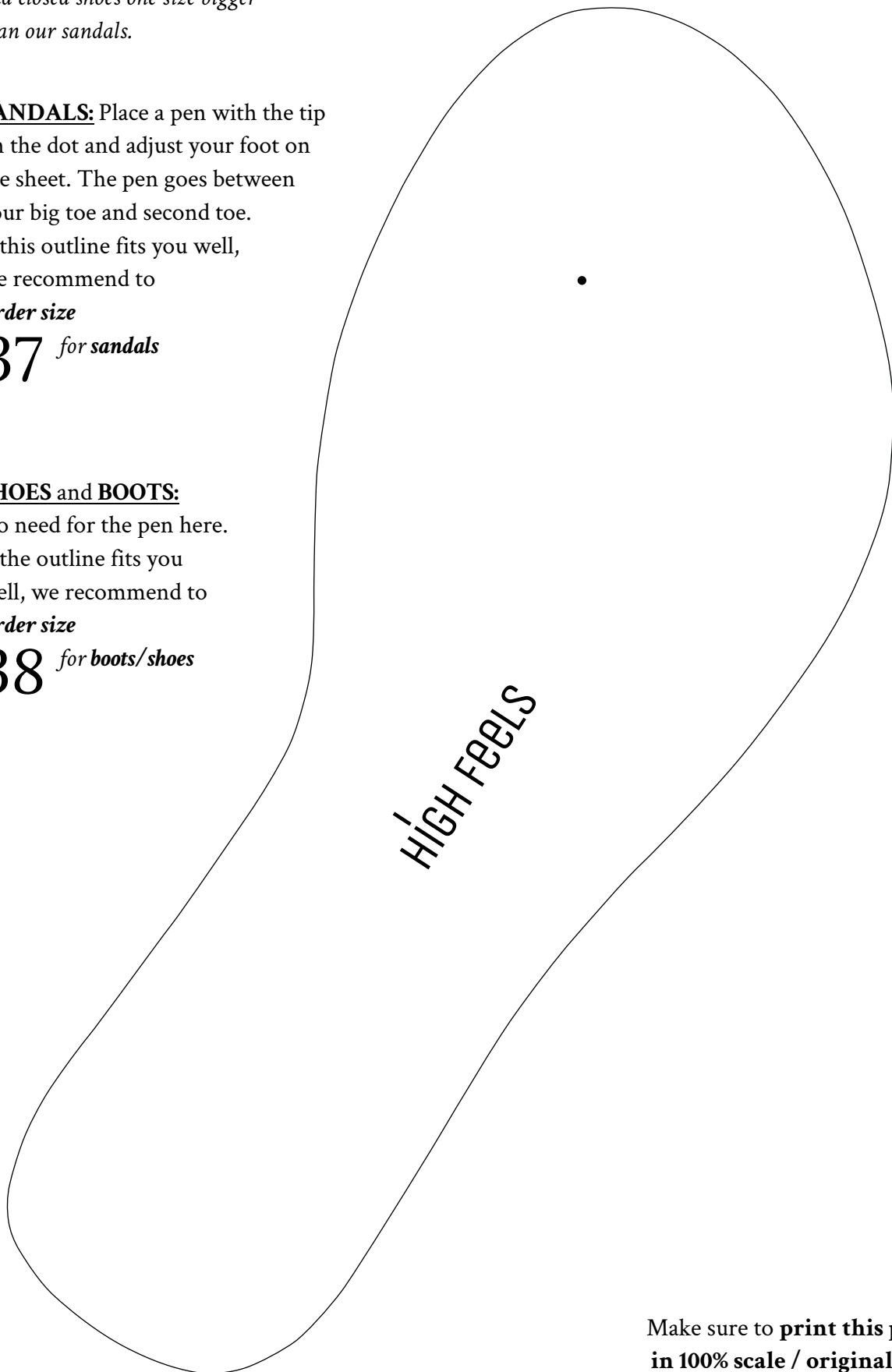
**37** *for sandals*

**SHOES and BOOTS:**

No need for the pen here.  
If the outline fits you  
well, we recommend to

*Order size*

**38** *for boots/shoes*



The print control line must be 10 cm

Make sure to **print this page**  
**in 100% scale / original size**  
(Disable automatic page adjustment)

*We recommend to order our boots  
and closed shoes one size bigger  
than our sandals.*

**SANDALS:** Place a pen with the tip  
on the dot and adjust your foot on  
the sheet. The pen goes between  
your big toe and second toe.  
If this outline fits you well,  
we recommend to

***Order size***

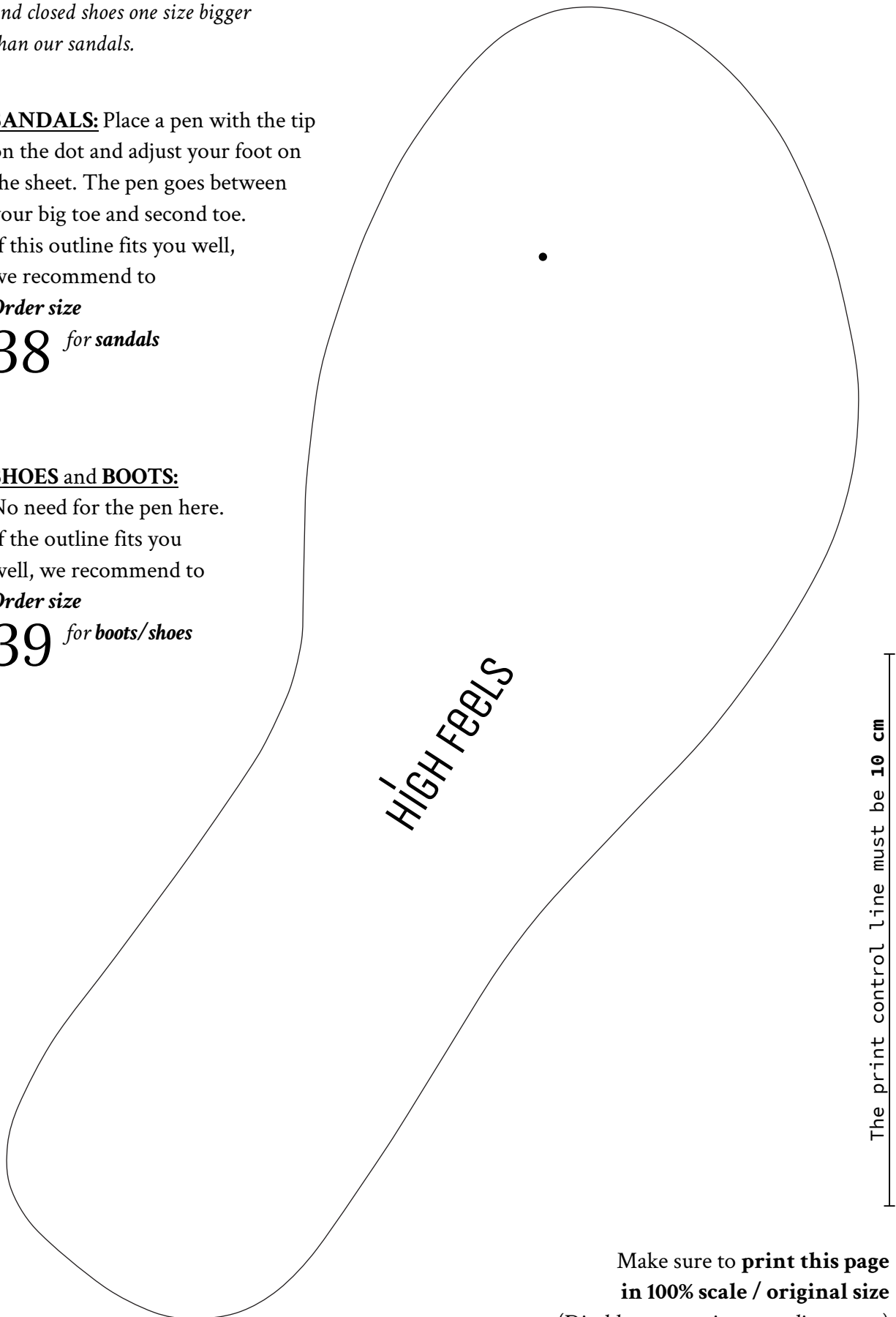
**38** *for sandals*

**SHOES and BOOTS:**

No need for the pen here.  
If the outline fits you  
well, we recommend to

***Order size***

**39** *for boots/shoes*



Make sure to **print this page**  
**in 100% scale / original size**  
(Disable automatic page adjustment)

We recommend to order our boots and closed shoes one size bigger than our sandals.

**SANDALS:** Place a pen with the tip on the dot and adjust your foot on the sheet. The pen goes between your big toe and second toe. If this outline fits you well, we recommend to

*Order size*

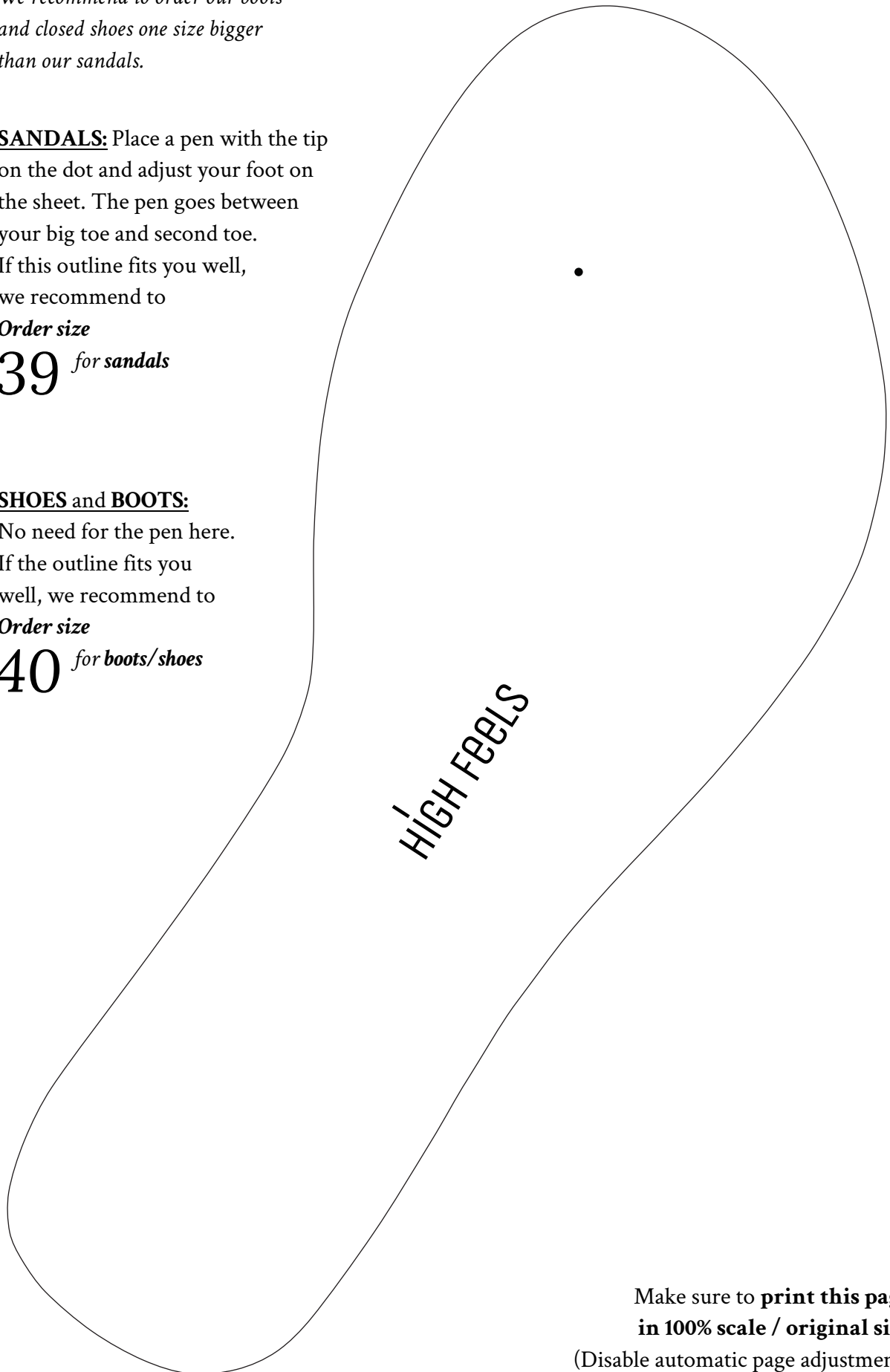
**39** *for sandals*

**SHOES and BOOTS:**

No need for the pen here. If the outline fits you well, we recommend to

*Order size*

**40** *for boots/shoes*



Make sure to **print this page in 100% scale / original size**  
(Disable automatic page adjustment)

*We recommend to order our boots and closed shoes one size bigger than our sandals.*

**SANDALS:** Place a pen with the tip on the dot and adjust your foot on the sheet. The pen goes between your big toe and second toe. If this outline fits you well, we recommend to

**Order size**

**40** *for sandals*


**SHOES and BOOTS:**

No need for the pen here.

If the outline fits you well, we recommend to

**Order size**

**41** *for boots/shoes*



Make sure to **print this page in 100% scale / original size**  
(Disable automatic page adjustment)

*We recommend to order our boots  
and closed shoes one size bigger  
than our sandals.*

**SANDALS:** Place a pen with the tip  
on the dot and adjust your foot on  
the sheet. The pen goes between  
your big toe and second toe.  
If this outline fits you well,  
we recommend to

**Order size**

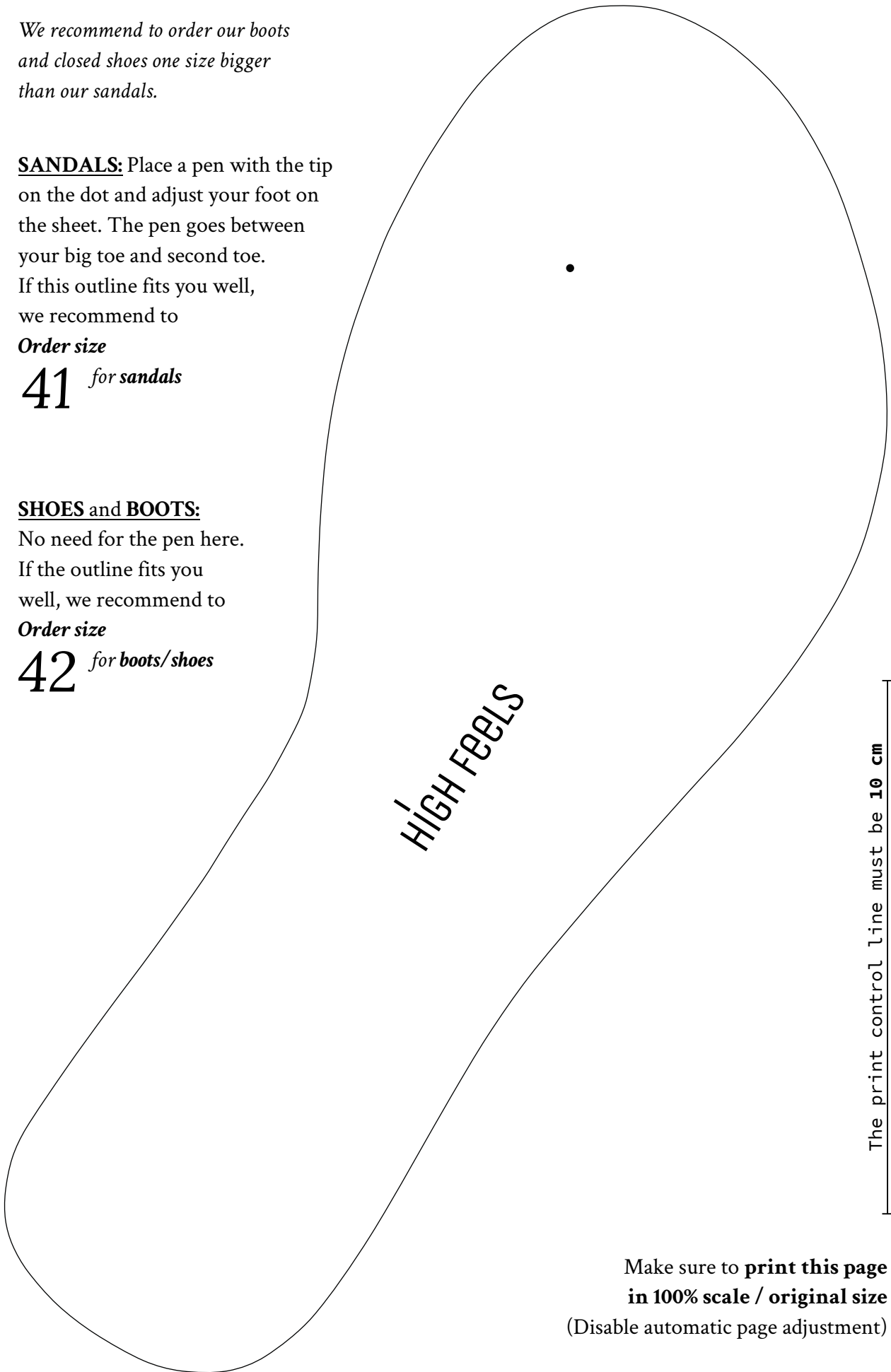
**41** *for sandals*

**SHOES and BOOTS:**

No need for the pen here.  
If the outline fits you  
well, we recommend to

**Order size**

**42** *for boots/shoes*



Make sure to **print this page**  
**in 100% scale / original size**  
(Disable automatic page adjustment)



*We recommend to order our boots  
and closed shoes one size bigger  
than our sandals.*

**SANDALS:** Place a pen with the tip  
on the dot and adjust your foot on  
the sheet. The pen goes between  
your big toe and second toe.  
If this outline fits you well,  
we recommend to

**Order size**

**42** *for sandals*

**SHOES and BOOTS:**

No need for the pen here.  
If the outline fits you  
well, we recommend to

**Order size**

**43** *for boots/shoes*

**HIGH FEELS**

The print control line must be 10 cm

Make sure to **print this page**  
**in 100% scale / original size**  
(Disable automatic page adjustment)

*We recommend to order our boots  
and closed shoes one size bigger  
than our sandals.*

**SANDALS:** Place a pen with the tip  
on the dot and adjust your foot on  
the sheet. The pen goes between  
your big toe and second toe.  
If this outline fits you well,  
we recommend to

**Order size**

**43** *for sandals*

**SHOES and BOOTS:**

No need for the pen here.  
If the outline fits you  
well, we recommend to

**Order size**

**44** *for boots/shoes*

**HIGH FEELS**

The print control line must be 10 cm

Make sure to **print this page**  
**in 100% scale / original size**  
(Disable automatic page adjustment)