

Voluntary Product Accessibility Template® (VPAT®)

WCAG Edition

Version 2.3

December 2018

About This Document.....	1
Essential Requirements and Best Practices for Information & Communications Technology (ICT) Vendors	3
Getting Started	3
Essential Requirements for Authors	3
Best Practices for Authors	7
Posting the Final Document.....	9
Table Information for VPAT® Readers	10
[Company] Accessibility Conformance Report.....	11

About This Document

The VPAT is provided in four editions based on the guidelines/standards being evaluated. The editions are WCAG, Revised 508, EN 301 549 and International that includes all of the standards.

This is the WCAG edition of the VPAT. It includes the following standards/guidelines:

- Web Content Accessibility Guidelines 2.0, at <http://www.w3.org/TR/2008/REC-WCAG20-20081211/>
- Web Content Accessibility Guidelines 2.1 at <https://www.w3.org/TR/WCAG21/>

If you need to report on a different combination of standards/guidelines then use the appropriate alternate edition of the VPAT found on <https://www.itic.org/policy/accessibility/vpat.>

This document is broken into two main sections:

- Essential Requirements and Best Practices for using the VPAT® to complete an Accessibility Conformance Report
- The VPAT Template

Please carefully review the Essential Requirements and Best Practices sections before using the VPAT to create an Accessibility Conformance Report.

“Voluntary Product Accessibility Template” and “VPAT,” including the template format, are Federally Registered Service Marks of the Information Technology Industry Council (ITI). VPAT users agree not to deviate materially from the template format provided by ITI, and to use the service mark (“®”) where appropriate.

Essential Requirements and Best Practices for Information & Communications Technology (ICT) Vendors

This section provides guidance for reporting product conformance for three major accessibility standards and guidelines using the VPAT® to produce the Accessibility Conformance Report. Deviating from these guidelines precludes vendors from referencing the template by name and/or the VPAT acronym. The purpose of these essential requirements and best practices are to promote accurate and consistent reporting of product accessibility information.

The VPAT is a template used to document a product's conformance with accessibility standards and guidelines. The purpose of the VPAT is to assist customers and buyers in making preliminary assessments regarding the availability of commercial "Electronic and Information Technology," also referred to as "Information and Communication Technology" (ICT) products and services with features that support accessibility.

Getting Started

1. Before creating a report, read all of the materials provided in this document.
2. The Information Technology Industry Council (ITI) provides the VPAT. Use of the template and service mark does not require membership in ITI.
3. Determine which accessibility standards/guidelines will be included in the product conformance report.
4. It is the vendor's responsibility to maintain the integrity of the data in the report.

Essential Requirements for Authors

The following are the minimum requirements to be a VPAT®.

1. The VPAT name and template are registered service marks of ITI. Use of the VPAT template and name requires the inclusion of the registered service mark (i.e., "VPAT®"). Users of the VPAT agree not to deviate from the Essential Requirements for Authors.

2. The template file can be used as is or replicated in a different delivery format, for example as HTML or PDF. The only requirement is that the final conformance report must be accessible.
3. A report may contain a minimum of one applicable Standard/Guideline or any combination of the three Standards/Guidelines that are applicable to the product being reported.
4. A report must contain the following content at a minimum:
 - **Report Title** – In the heading format of “[Company Name] Accessibility Conformance Report”
 - **VPAT Heading Information** – Template version
 - **Name of Product/Version** – Name of Product being reported, including version of the product
 - **Product Description** – A brief description of the product
 - **Date** – Date of report publication. At a minimum, provide the month and year of the report publication. For example, “May 2016”. If date is included ensure it is clear “4 May 2016” or “May 4, 2016”.
 - **Contact Information** – Contact Information for follow-up questions. Listing an email is sufficient.
 - **Notes** – Any details or further explanation about the product or the report. This section may be left blank.
 - **Evaluation Methods Used** – Include a description of what evaluation methods were used to complete the VPAT for the product under test.
 - **Applicable Standards/Guidelines** – A clear indication of which Standards/Guidelines this Conformance Report covers.
 - The list must include only the Standards/Guidelines that were used to develop the product.
 - A report must contain a minimum of one Standard/Guideline or any combination of the three Standards.
 - The applicable Standards/Guidelines that may be included are:
 - [Revised Section 508 standards](#) – the U.S. Federal accessibility standard, published by the U.S. Access Board in the Federal Register on January 18, 2017
 - [Corrections to the ICT Final Rule](#) – a correction to the Revised Section 508 standards, published by the US Access Board in the Federal Register on January 22, 2018

- Web Content Accessibility Guidelines 2.0 or WCAG 2.0 (ISO/IEC 40500), at <http://www.w3.org/TR/2008/REC-WCAG20-20081211/>
 - Web Content Accessibility Guidelines 2.1 at <https://www.w3.org/TR/WCAG21/>
 - EN 301 549 “Accessibility requirements suitable for public procurement of ICT products and services in Europe”, V2.1.2 (2018-08) at https://www.etsi.org/deliver/etsi_en//301500_301599/301549/02_01.02_60/en_301549v020102p.pdf
- This information can be in a table format at the top of the report with the table heading ‘Standards/Guidelines’ and the reported Standards/Guidelines identified.
 - Alternatively, the Standard/Guideline being reported can be clearly identified in the introductory text of the report. If multiple Standards or Guideline tables are included, each table should also be clearly identified as to the Standard or Guideline the criteria that table represents.
- **Terms** – Conformance level terms description section
 - **Tables for Each Standard or Guideline** – Tables showing the responses to the criteria.
5. WCAG Conformance Information – The answers in the WCAG success criteria are based on the level of conformance being reported (Level A, AA or AAA).
- These tables are used to answer:
 - Revised Section 508:
 - Chapter 5 Software
 - Chapter 6 Support Documentation
 - EN 301 549 Standard:
 - Chapter 9 Web
 - Chapter 10 Non-Web
 - Chapter 11 Software
 - Chapter 12 Documentation and Support Services
 - The selected levels of WCAG 2.x Guidelines.
 - The WCAG 2.1 conformance information can be included as a separate table which is referenced from the EN 301 549 responses, or as responses to specific criteria within the EN 304 549 table that map to WCAG success criteria.

- If using a summary table, due to answers applying to multiple criteria, when answering for the Revised Section 508 or EN 301 549, the answers need to be clear in what individual criteria the answer applies to. It is possible to either use a summary, selecting the worst case for the criteria, or to have separate answers or even tables for software, support documentation, authoring tools, etc., so long as the methodology used is made clear.
 - If not completing a set of Standards such as Section 508 or EN 301 549, then remove the breakdown information and answer only for the WCAG criteria.
 - When reporting on WCAG 2.0 criteria it is acceptable to remove the WCAG 2.1-specific criteria from the table. These are marked '2.1 only' within the row.
6. Conformance Levels – The report must list the definition of the terms used in the Conformance Level column. ITI recommends the following terms. If a vendor deviates from the ITI definitions, the vendor shall reference this change in the heading Notes section. If a term is not used it can be removed from the list. The ITI definitions are:
- **Supports:** The functionality of the product has at least one method that meets the criterion without known defects or meets with equivalent facilitation.
 - **Partially Supports:** Some functionality of the product does not meet the criterion.
 - **Does Not Support:** The majority of product functionality does not meet the criterion.
 - **Not Applicable:** The criterion is not relevant to the product.
 - **Not Evaluated:** The product has not been evaluated against the criterion. This can only be used in WCAG 2.x Level AAA.
- Note: When filling in the WCAG tables, a response may use 'Supports' where one might otherwise be inclined to use 'Not Applicable'. This is in keeping with [WCAG 2.0 Understanding Conformance](#): 'This means that if there is no content to which a success criterion applies, the success criterion is satisfied.'
7. Remarks and Explanations – Detailed remarks should be provided in the Remarks and Explanations column to justify your answer in the Conformance Level column.
- When the conformance level is 'partially supports' or 'does not support', the remarks should identify:

1. The functions or features with issues
2. How they do not fully support
 - If the criterion does not apply, explain why.
 - If an accessible alternative is used, describe it.
8. In the Section 508 tables, when subsections of criteria do not apply to the product, the section may be summarized or removed as long as an explanation is provided explaining why a criterion does not apply. Another alternative is to leave the table and add a summary why the section doesn't apply. For example, in Chapter 5 the criteria in 502 and 503 will not apply to a web only application, thus those sections can be removed with a summary in the notes for the chapter, or a row in the table.

Best Practices for Authors

ITI suggests that authors adopt the following best practices when using the VPAT® to create an Accessibility Conformance Report.

- **Branding Header:** Company logo or branding information
- **Date Changes:** If a report is revised, change the report date and explain the revision in the Notes section. Alternately, create a new report and explain in the Notes section that it supersedes an earlier version of the report.
- **Notes:** Add any notes applicable to product or the report
 - Additional information about the product version that the document references
 - Any revisions to the document
 - Links to any related documents
 - Additional information describing the product
 - Additional information about what the document does or does not cover
 - Information suggested by the WCAG 2.0 Conformance Claim, at <http://www.w3.org/TR/WCAG20/#conformance-claims>
 - Information needed to satisfy ISO/IEC 17050-1:2004, Supplier's Declaration of Conformity
- **Evaluation Methods Used** – Information to enter may include the following:
 - Testing is based on general product knowledge
 - Similar to another evaluated product
 - Testing with assistive technologies

- Published test method (provide name, publisher, URL link)
- Vendor proprietary test method
- Other test method
- **Remarks and Explanations:** This section may include:
 - Information regarding the testing of a given criteria.
 - Information on application dependencies to support accessibility (e.g. OS, app frameworks, browsers recommended).
 - How the customer can find more information about accessibility issues. One method can be to include the bug ID where customers can call the company's customer support to get additional information.
 - Known workarounds for accessibility issues.
- **Legal Disclaimer:** Area for any legal disclaimer text required by your organization.
- **Saving Space:** To reduce the size of the report it is acceptable to remove sections. Individual criteria cannot be removed, only sections at a time. Section removal is acceptable in four situations:
 - When an entire standard is not being reported on, for example EN 301 549, there should be no references of it in the report.
 - When an entire section is not being reported on because it doesn't apply to the product, for example:
 - Chapter 4: Hardware. Information should be included in the notes for that section why it has been removed.
 - A card reader that doesn't have sound could remove the criteria in section 413 Closed Caption Processing Technologies and just note the why the criteria doesn't apply.
 - If the product is not being evaluated for a level of the criteria (for example Level AAA) then that table may be deleted.
 - If a requesting customer has identified that a section of the standard does not apply, information should be included in the notes that the section has been removed.
- **WCAG 2.x Tables:** The WCAG 2.x criteria are shown in three tables, Level A, Level AA, and Level AAA.
 - If desired, these tables can be combined into one table.
 - When reporting on a level (A, AA or AAA) all criteria for that level must be answered for the particular version of WCAG that the report includes.

- **Language:** Use text appropriate for your audience.
- **Multiple Reports:** When using the VPAT to create an Accessibility Conformance Report for complex products it may be helpful to separate answers into multiple reports. For example, when a product is an Authoring Tool that also has web content and documentation. When multiple reports are used for a complex product, it is required to explain this and how to reach the other reports in the Notes section of each report.
- **Criteria Text:** To help conserve space in the ITI template only the criteria ID number and a short title have been included. Where possible, links have been included to the standard/guideline.
 - It is acceptable to add the full text of the criteria into the cell if desired to help with understanding.
 - The links to the standards/guidelines can be removed.
- **Ordering of Tables:** The order that the standards/guideline tables appear may be changed to facilitate reading. For example, if the Accessibility Conformance Report is for Section 508 only, the WCAG tables may be moved to follow the numbering scheme used in the Section 508 criteria.
- **Guideline Section Heading Rows in Tables:** The tables include heading rows to facilitate understanding the context of the criteria.
 - The cells in these rows do not require answers as indicated by “Heading cell – no response required.”
 - It is optional to add a response if desired.
 - The shading of the row is also optional.
 - If removing the heading rows, edit the criteria titles so it’s clear where they apply.

Posting the Final Document

- Remove the *Essential Requirements and Best Practices for Information & Communications Technology (ICT) Vendors* section from the template when publishing your Accessibility Conformance Report in final form. A link on page one in the template footnotes contains a hyperlink to this document on the Information Technology Industry Council (ITI) website at: <http://www.itic.org>.
- Check for each required item in the VPAT® document:
 - The report title **[Company Name] Accessibility Conformance Report**
 - The “VPAT® Version 2.3” heading

- **Name of Product/Version**
- **Product Description**
- **Date**
- **Contact Information**
- **Notes**
- **Evaluation methods used**
- **Applicable Standards/Guidelines**
- **Terms**
- **Report Information**
 - Check that there is a response for each criterion for 'Conformance Level' and 'Remarks and Explanations.'
- Post your final document on your company's web site, or make the document available to customers upon request.
- Your final document should be accessible.

Table Information for VPAT[®] Readers

For each of the standards, the criteria are listed by chapter in a table. The structures of the tables are: the first column contains the criteria being evaluated, the second column describes the level of conformance of the product regarding the criteria and the third column contains any additional remarks and explanations regarding the product.

- When sections of criteria do not apply, or deemed by the customer as not applicable, the section is noted as such and the rest of that table may be removed for that section.
- When multiple standards are being recorded in this document, the duplicative sections are noted and responded to only one time. The duplicate entry will note the cross reference to the data.

[Company] Accessibility Conformance Report

WCAG Edition

VPAT® Version 2.3 – December 2018

Name of Product/Version: MagicBox eBook Reader

Product Description:

Date: 07/01/20

Contact information: Nikita Shinde - nikita.shinde@magicedtech.com

Notes: Platform Test Only

Evaluation Methods Used: Windows 10-Firefox-NVDA Screen Reader

Applicable Standards/Guidelines

This report covers the degree of conformance for the following accessibility standard/guidelines:

Standard/Guideline	Included In Report
Web Content Accessibility Guidelines 2.0, at http://www.w3.org/TR/2008/REC-WCAG20-20081211/	Level A (Yes / No) Level AA (Yes / No) Level AAA (Yes / No)
Web Content Accessibility Guidelines 2.1 at https://www.w3.org/TR/WCAG21/	Level A (Yes / No)

	Level AA (Yes / No) Level AAA (Yes / No)
--	---

Terms

The terms used in the Conformance Level information are defined as follows:

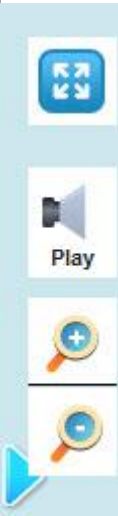
- **Supports:** The functionality of the product has at least one method that meets the criterion without known defects or meets with equivalent facilitation.
- **Partially Supports:** Some functionality of the product does not meet the criterion.
- **Does Not Support:** The majority of product functionality does not meet the criterion.
- **Not Applicable:** The criterion is not relevant to the product.
- **Not Evaluated:** The product has not been evaluated against the criterion. This can be used only in WCAG 2.0 Level AAA.

WCAG 2.x Report

Note: When reporting on conformance with the WCAG 2.x Success Criteria, they are scoped for full pages, complete processes, and accessibility-supported ways of using technology as documented in the [WCAG 2.0 Conformance Requirements](#).

Table 1: Success Criteria, Level A

Notes: http://magicbox.pre2.getmagicbox.com/ebookreader/launchbook.htm?id=2009&userType=VEVBQ0hFUg&_id=1582660442941

Criteria	Conformance Level	Remarks and Explanations
1.1.1 Non-text Content (Level A)	Supports	
1.2.1 Audio-only and Video-only (Prerecorded) (Level A)	Not Applicable	Testing Only the MagicBox eReader Platform
1.2.2 Captions (Prerecorded) (Level A)	Not Applicable	Testing Only the MagicBox eReader Platform
1.2.3 Audio Description or Media Alternative (Prerecorded) (Level A)	Not Applicable	Testing Only the MagicBox eReader Platform
1.3.1 Info and Relationships (Level A)	Supports	
1.3.2 Meaningful Sequence (Level A)	Supports	
1.3.3 Sensory Characteristics (Level A)	Supports	
1.4.1 Use of Color (Level A)	Supports	
1.4.2 Audio Control (Level A)	Not Applicable	Testing Only the MagicBox eReader Platform
2.1.1 Keyboard (Level A)	Supports with Exceptions	 <p>ISSUE: Keyboard functionality exists and works correctly in main content area (example: Contents page) Yet, the menu of tools in the right column is not viewed as accessible as there is no outline that appears around each tool when accessed via the keyboard.</p> <p>WHY IT MATTERS: All functionality of the content needs to be operable and understandable when a student uses the keyboard interface. Students with disabilities depend a lot on keyboard to navigate to all parts of the web page/app &</p>

Criteria	Conformance Level	Remarks and Explanations
		<p>if any part of the web page is not operable or recognizable with keyboard then it fails this check point. People generally use tab to move forward, shift+tab to move backward & screen reader users use arrow keys a lot to navigate. This success criterion addresses the needs of people with motor disabilities and visually-challenged students.</p> <p>HOW TO FIX IT: Make sure that focus order is recognizable.</p> <p>While there is visible focus on the current set of active elements (except the tools in the right column), the yellow outline is too thin and there is not enough color contrast on the page to pass accessibility.</p> <p>HOW TO FIX IT: CURRENT: thin yellow (#FFFF00) outline against blue (#04B5E1) button background fails with a color contrast of 2.25</p> <p>SOLUTION: Change the yellow color to a dark color (#3F3F00) and make the outline twice as thick. The new contrast ratio will pass at 4.53</p>
2.1.2 No Keyboard Trap (Level A)	Supports	
2.1.4 Character Key Shortcuts (Level A 2.1 only)	Not Applicable. Not part of test	
2.2.1 Timing Adjustable (Level A)	Not Applicable	No timing requirements
2.2.2 Pause, Stop, Hide (Level A)	Supports	
2.3.1 Three Flashes or Below Threshold (Level A)	Supports	

Criteria	Conformance Level	Remarks and Explanations
2.4.1 Bypass Blocks (Level A)	Supports with Exceptions	<p>Mechanisms are available to bypass blocks on content repeated on multiple pages.</p> <p>ISSUE: Heading levels are present, yet an H1 element is missing.</p> <p>What It Means Heading levels are present, yet may not be in the correct structure.</p> <p>Why It Matters Headings facilitate page navigation for users of assistive technologies. They also provide semantic and visual meaning and structure to the document.</p> <p>How to Fix It Ensure that there is an H1 element at the start of the main content. The H1 element is important for the users of screen readers as they use it as a starting point when reading the main content on a page.</p>
2.4.2 Page Titled (Level A)	Does Not Support	<p>Create unique descriptive title that explains the content of the page. Screen reader users depend on the HTML page title to quickly determine the subject matter of the page content.</p>
2.4.3 Focus Order (Level A)	Supports with Exceptions	<p>ISSUE: Keyboard functionality exists and works correctly in main content area (example: Contents page) Yet, the menu of tools in the right column is not viewed as accessible as there is no outline that appears around each tool when accessed via the keyboard.</p>

Criteria	Conformance Level	Remarks and Explanations
		<p>WHY IT MATTERS: All functionality of the content needs to be operable and understandable when a student uses the keyboard interface. Students with disabilities depend a lot on keyboard to navigate to all parts of the web page/app & if any part of the web page is not operable or recognizable with keyboard then it fails this check point. People generally use tab to move forward, shift+tab to move backward & screen reader users use arrow keys a lot to navigate. This success criterion addresses the needs of people with motor disabilities and visually-challenged students.</p> <p>HOW TO FIX IT: Make sure that focus order is recognizable.</p> <p>While there is visible focus on the current set of active elements (except the tools in the right column), the yellow outline is too thin and there is not enough color contrast on the page to pass accessibility.</p> <p>HOW TO FIX IT: CURRENT: thin yellow (#FFFF00) outline against blue (#04B5E1) button background fails with a color contrast of 2.25</p> <p>SOLUTION: Change the yellow color to a dark color (#3F3F00) and make the outline twice as thick. The new contrast ratio will pass at 4.53</p>
2.4.4 Link Purpose (In Context) (Level A)	Partially Supports	The purpose of each link can be determined from the link text alone or from the link text together with its programmatically determined link context

Criteria	Conformance Level	Remarks and Explanations
		<p>ISSUE: Adjacent links go to the same URL.</p> <p>Why It Matters When adjacent links go to the same location (such as a linked product image and an adjacent linked book name that go to the same book page) this results in additional navigation and repetition for keyboard and screen reader users.</p> <p>How to Fix It If possible, combine the redundant links into one link and remove any redundant text or alternative text (for example, if a book image and book name are in the same link, the image can usually be given alt="").</p>
2.5.1 Pointer Gestures (Level A 2.1 only)	Not Applicable. Not part of test	
2.5.2 Pointer Cancellation (Level A 2.1 only)	Not Applicable. Not part of test	
2.5.3 Label in Name (Level A 2.1 only)	Not Applicable. Not part of test	
2.5.4 Motion Actuation (Level A 2.1 only)	Not Applicable. Not part of test	
3.1.1 Language of Page (Level A)	Supports	Default language is programmatically defined.
3.2.1 On Focus (Level A)	Does Not Support	<p>ISSUE: Keyboard functionality exists and works correctly in main content area (example: Contents page) Yet, the menu of tools in the right column is not viewed as accessible as there is no outline that appears around each tool when accessed via the keyboard.</p> <p>WHY IT MATTERS: All functionality of the content needs</p>

Criteria	Conformance Level	Remarks and Explanations
		<p>to be operable and understandable when a student uses the keyboard interface. Students with disabilities depend a lot on keyboard to navigate to all parts of the web page/app & if any part of the web page is not operable or recognizable with keyboard then it fails this check point. People generally use tab to move forward, shift+tab to move backward & screen reader users use arrow keys a lot to navigate. This success criterion addresses the needs of people with motor disabilities and visually-challenged students.</p> <p>HOW TO FIX IT: Make sure that focus order is recognizable.</p> <p>While there is visible focus on the current set of active elements (except the tools in the right column), the yellow outline is too thin and there is not enough color contrast on the page to pass accessibility.</p> <p>HOW TO FIX IT: CURRENT: thin yellow (#FFFF00) outline against blue (#04B5E1) button background fails with a color contrast of 2.25</p> <p>SOLUTION: Change the yellow color to a dark color (#3F3F00) and make the outline twice as thick. The new contrast ratio will pass at 4.53</p>
3.2.2 On Input (Level A)	Supports	
3.3.1 Error Identification (Level A)	Supports	
3.3.2 Labels or Instructions (Level A)	Supports	Labels or instructions are provided when content requires user input.
4.1.1 Parsing (Level A)	Supports	



Criteria	Conformance Level	Remarks and Explanations
<p>4.1.2 Name, Role, Value (Level A)</p>	<p>Partially Supports</p>	<p>All elements have programmatically determined name, role, and states.</p> <p>ISSUE: LABEL elements should be attached to the controls they label.</p> <p>Add a FOR attribute set to the ID of the associated control, or wrap the LABEL round the associated control, or use a different element if this isn't a control label.</p> <p>ISSUE: LABEL elements should not be blank.</p> <p>Add text to the LABEL describing the associated control.</p> <p>ISSUE: BUTTON element is empty and has no programmatically determined name</p> <p>A programmatically determined name allows screen readers to tell the user what the control does. To add a name, do one of the following:</p> <ul style="list-style-type: none"> - Add text between the BUTTON start and end tags - Add a TITLE attribute <p>ISSUE: Form control has no LABEL and no programmatically determined name.</p> <p>A programmatically determined name allows screen readers to tell the user what the control does. To add a name, do one of the following:</p> <ul style="list-style-type: none"> - Use a LABEL element with the FOR attribute set to the ID of the form control - Wrap a LABEL element around the form control

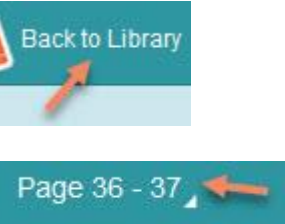
Criteria	Conformance Level	Remarks and Explanations
		<p>- Add a TITLE attribute</p> <p>ISSUE: INPUT button has no VALUE attribute and no programmatically determined name.</p> <p>A programmatically determined name allows screen readers to tell the user what the control does. To add a name, do one of the following:</p> <p>- Add a VALUE attribute saying what the button does - Add a TITLE attribute</p>

Table 2: Success Criteria, Level AA

Notes:

Criteria	Conformance Level	Remarks and Explanations
1.2.4 Captions (Live) (Level AA)	Not Applicable	<i>No live audio content</i>
1.2.5 Audio Description (Prerecorded) (Level AA)	Not Applicable	Testing Only the MagicBox eReader Platform
1.3.4 Orientation (Level AA 2.1 only)	Not Applicable. Not part of test	
1.3.5 Identify Input Purpose (Level AA 2.1 only)	Not Applicable. Not part of test	
1.4.3 Contrast (Minimum) (Level AA)	Supports with Exceptions	<p>Make sure that focus order is recognizable.</p> <p>While there is visible focus on the current set of active elements (except the tools in the right column), the yellow outline is too thin and there is not enough color contrast on the page to pass accessibility.</p>

Criteria	Conformance Level	Remarks and Explanations
		<p>HOW TO FIX IT: CURRENT: thin yellow (#FFFF00) outline against blue (#04B5E1) button background fails with a color contrast of 2.25</p> <p>SOLUTION: Change the yellow color to a dark color (#3F3F00) and make the outline twice as thick. The new contrast ratio will pass at 4.53</p> <p>ISSUE: The color contrast of the white (#ffffff) icon text titles and in the footer nav bar fails against the blue (#04B5E1) background with a contrast ratio of</p>  <p>2.4.1</p>  <p>HOW TO FIX: Change the white (#ffffff) text color to a darker color (#3D3D3D) for a passing color contrast ratio of 4.5.</p> <p>NOTE: White text for all icons in the left column and the footer of the reader must be changed to the darker color.</p> <p>ISSUE: The color contrast of the white (#ffffff) text titles</p>

Criteria	Conformance Level	Remarks and Explanations
		<p>in the top tool nav bar fails against the blue (#2E96A1) background with a contrast ratio of 3.5.</p>  <p>HOW TO FIX: Change the white (#ffffff) text color to a darker color (#222222) for a passing color contrast ratio of 4.5.4.</p>
1.4.4 Resize text (Level AA)	Does Not Support	
1.4.5 Images of Text (Level AA)	Does Not Support	
1.4.10 Reflow (Level AA 2.1 only)	Not Applicable. Not part of test	
1.4.11 Non-text Contrast (Level AA 2.1 only)	Not Applicable. Not part of test	
1.4.12 Text Spacing (Level AA 2.1 only)	Not Applicable. Not part of test	
1.4.13 Content on Hover or Focus (Level AA 2.1 only)	Not Applicable. Not part of test	
2.4.5 Multiple Ways (Level AA)	Supports	More than one way is available to locate a Web page within a set of Web pages except where the Web Page is the result of, or a step in, a process.
2.4.6 Headings and Labels (Level AA)	Supports with Exceptions	<p>Headings and Labels are used consistently across the app.</p> <p>Heading levels are present, yet H1 element is missing.</p>

Criteria	Conformance Level	Remarks and Explanations
		<p>What It Means Heading levels are present, yet may not be in the correct structure.</p> <p>Why It Matters Headings facilitate page navigation for users of assistive technologies. They also provide semantic and visual meaning and structure to the document.</p> <p>How to Fix It Ensure that an H1 element is at the start of the main content.</p>
<p>2.4.7 Focus Visible (Level AA)</p>	<p>Supports with Exceptions</p>	<p>Make sure that focus order is recognizable.</p> <p>While there is visible focus on the current set of active elements (except the tools in the right column), the yellow outline is too thin and there is not enough color contrast on the page to pass accessibility.</p> <p>HOW TO FIX IT: CURRENT: thin yellow (#FFFF00) outline against blue (#04B5E1) button background fails with a color contrast of 2.25</p> <p>SOLUTION: Change the yellow color to a dark color (#3F3F00) and make the outline twice as thick. The new contrast ratio will pass at 4.53</p>
<p>3.1.2 Language of Parts (Level AA)</p>	<p>Supports</p>	<p>The human language of each passage or phrase in the content is programmatically determined.</p>

Criteria	Conformance Level	Remarks and Explanations
3.2.3 Consistent Navigation (Level AA)	Supports	
3.2.4 Consistent Identification (Level AA)	Supports	
3.3.3 Error Suggestion (Level AA)	Supports	
3.3.4 Error Prevention (Legal, Financial, Data) (Level AA)	Not Applicable	
4.1.3 Status Messages (Level AA 2.1 only)	Not Applicable. Not part of test	

Legal Disclaimer (Company)

Include your company legal disclaimer here, if needed.