


How to Setup your Oven

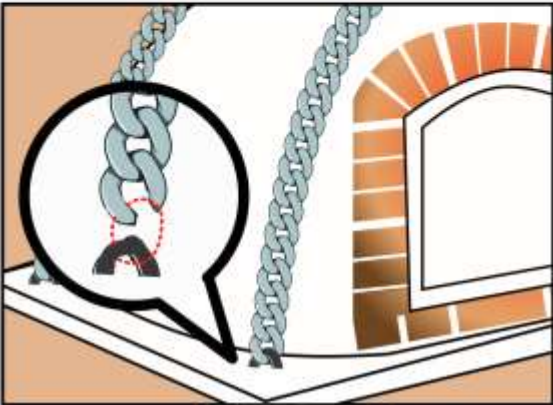
Step 1

Build platform out of any material you like that will hold 1000-1250lbs. This illustration shows cinderblocks stacked four high. Make the height to suit you.



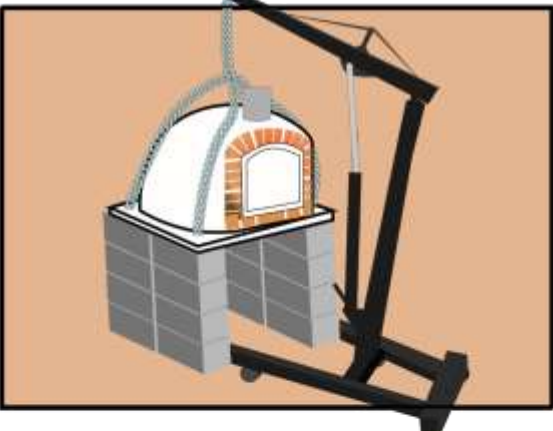
Step 2

Use heavy duty chain or nylon strap and string through the eyelets on the four corners of the oven. Use an engine hoist, cherry picker or fork lift to hoist the oven.



Step 3

Position oven over the base- if you can't get close enough to be on top then use the momentum and swing while slowly lowering into position. You can cut off the steel eyelets unless you think you'll be moving anytime soon.



Step 4

Leave as is or stucco over the cinderblock to a finish that you desire. ENJOY!

