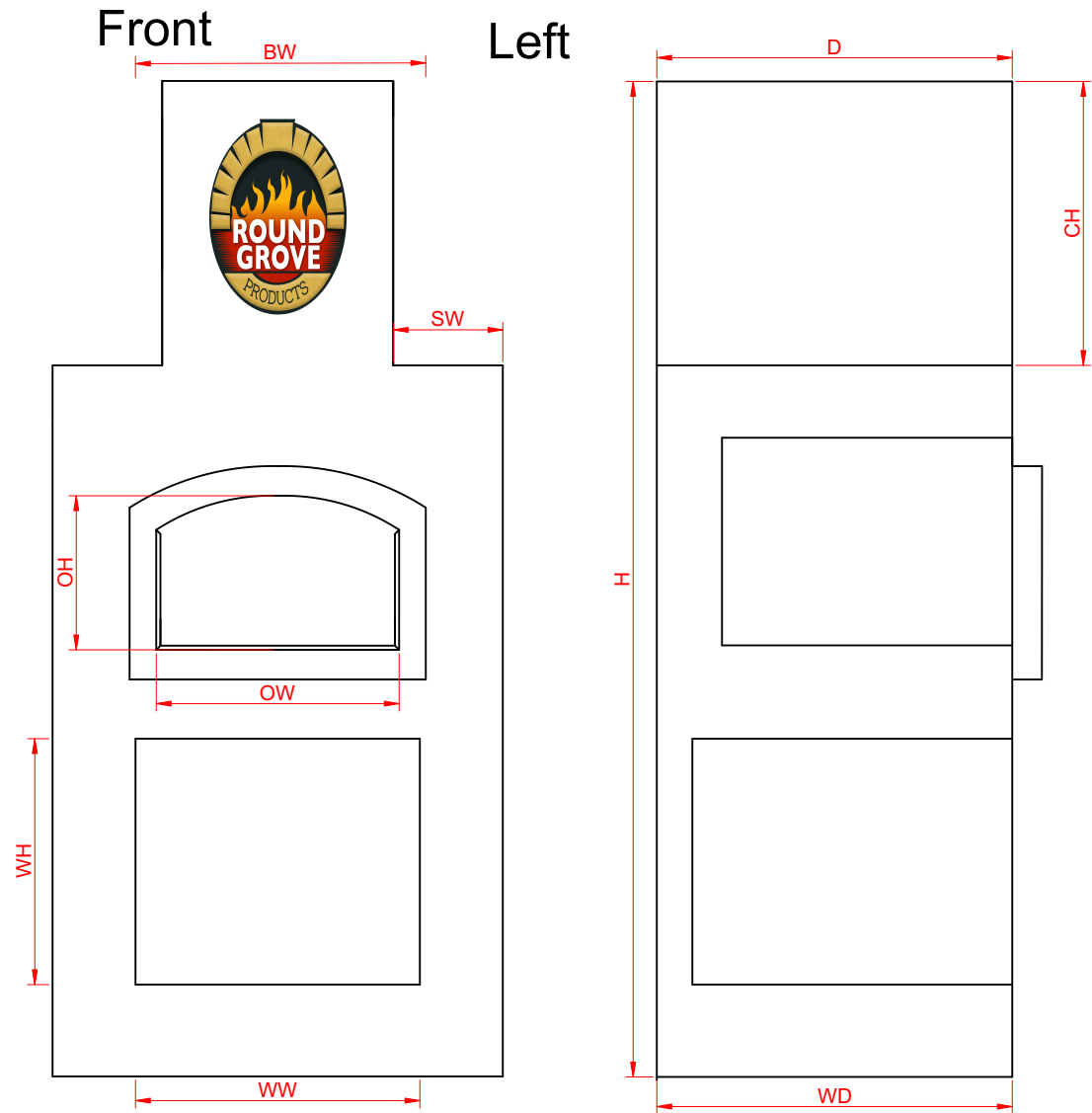
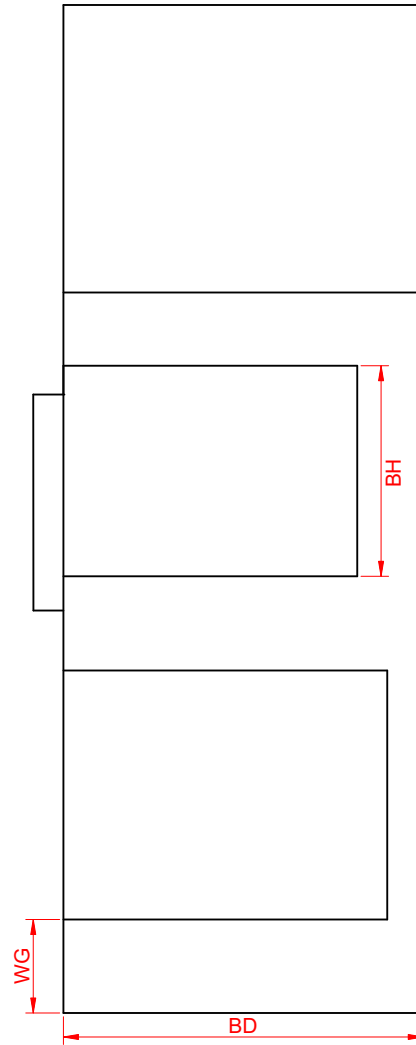


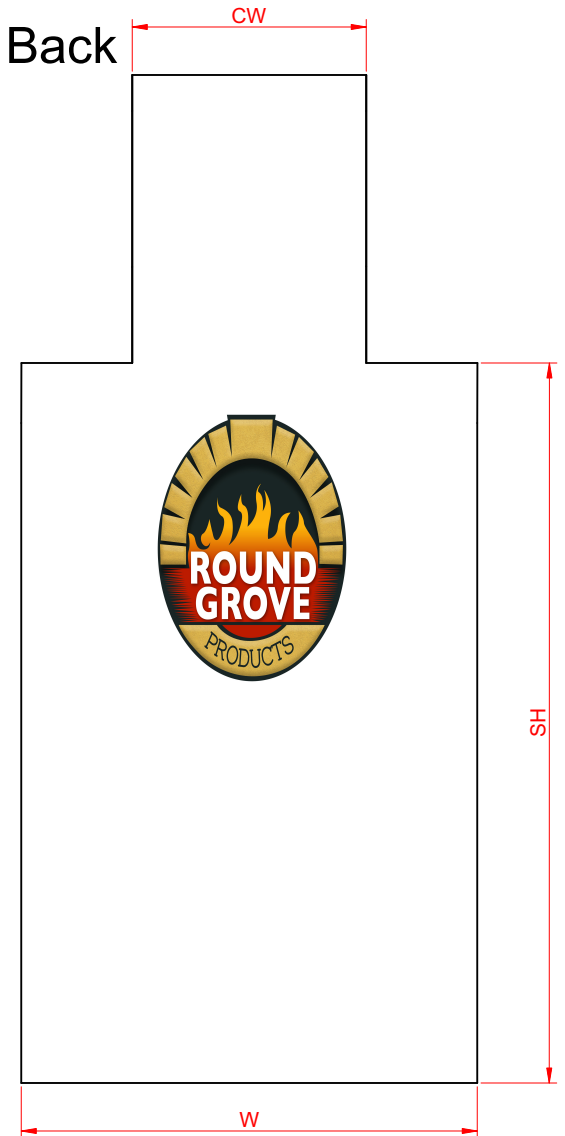
Round Grove Products Brick Oven Series



Right



Back



	BO			
Key	Mini	Poco	Mezzo	Largo
H	88	88	88	88
W	38	48	55	63
D	30	30	30	30
WH	23	23	23	23
WW	24	25	31 1/2	40
WD	33	33	33	33
WG	7 3/4	7 3/4	7 3/4	7 3/4
CH	28	28	28	28
CW	20	24	31 1/2	40 1/2
BH	18	18	18	18
BW	28	32	38	46
BD	20	20	20	20
SW	8 1/2	11 3/4	11 3/4	11 3/4
SH	60	60	60	60
OH	13	13	13	13
OW	20 1/2	20 1/2	20 1/2	20 1/2
Brick Oven				
	Mini	Poco	Mezzo	Largo
Area Face	75 SF	90 SF	100 SF	100 SF
Corners	28 LF	30 LF	32 LF	32 LF
Weight	700 LBS	1200 LBS	2000 LBS	3000 LBS
Inside Cast Iron Door	12 5/8" H	19 13/16 L		
Outside Cast Iron Door	Height to Corner	Height to top arch	Length	
	14 1/2"	18"	25"	

Round Grove Material Specs

The fireplace is constructed of 18 gage galvanized u-channel frame (3551A-G70 and 3551A-G10) with top and bottom plates. The steel is connected with Philips #2 Zinc Plated Wafer Head Self Drilling Screw. Steel studs are spaced between 12" and 16" on center throughout each wall frame. The firebox is structurally supported by a plinth made of 18 gage galvanized u-channel framing and ½" thick high density structural magnesium oxide board; class A1 fire rated CE-EN12467 & EN13501; ½" x 48" x 96" as a backer board behind the firebrick. Buff Fire Brick, manufactured to meet ASTM C 27 (Low Duty) and C 1261. Full firebrick is laid on the floor of the firebox and split firebrick are laid on the walls of the firebox. The hood inside the firebox is made from 18 gage G70 galvanized sheet metal. The grout between the joints is refractory mix #50 Gray, FXC240, High-strength, polymer and proprietary additive enhanced, lightweight dry cement mix. The firebox exhausts to the chimney through a transitional smoke chamber made of 18 gage galvanized steel. Brick Oven is insulated with Roxul ComfortBatt mineral wool insulation.

The smoke chamber exhausts through a Double flue liner up to 14" diameter depending on the overall height, or alternatively through a double-wall flue liner with reduced clearance to combustibles. A clay flue liner is an option and can top the chimney and a flue liner terminates inside the clay flue liner. The clay flue liner or Double wall Pipe is topped by a spark arrester/chimney cap.

The exterior of the fireplace is covered with a ¼" magnesium oxide board and wrapped with fiberglass reinforcement, then (scratch-coated with ¼" to 3/8" mix of 2 parts Type M mortar and 3 parts mason sand.

Municipal codes may vary. Round Grove Products recommends the chimney terminates at least 24" higher than any structure within a 10' radius.

Every site has different soil conditions. As a general rule of thumb, Round Grove Products recommends setting our fireplaces and brick ovens on a minimum 6" slab. Some conditions may require sonotube piers on the four corners; other conditions may require a deeper footer depending on frost line or the weight of finish overlay.