

altech[®] ACCESS SYSTEMS



index



**altech
super stools**

Page 4



**altech
supasafe
trestles**

Page 12



**altech
super stools
double**

Page 6



**altech
supasafe
handrail system**

Page 14



**altech
flexi stools**

Page 8



**altech
supasafe
planks**

Page 16



**altech
flexi stools
double**

Page 10



**altech
supasafe
clamps**

Page 18



**altech
saw horse
trestles**

Page 11

welcome to altech - an australian manufacturer of innovative access equipment for the construction industry

Ingenuity and integrity are the hallmarks of Altech's approach to servicing the access needs of industry.

While each of our outstanding access systems is the product of intensive research and development; our work is underpinned by careful design, a thorough understanding of industry's needs and an ongoing commitment to safety.

We believe quality and safety should never be compromised, and consequently, we ensure the right grade of material is used for each application, and as well, all our products are tested and certified to Australian Standards.

Our staff qualifications include specialised engineering, and our experience in the aluminum industry spans more than 25 years. At Altech, we are dedicated to designing superior features for all our equipment, to ensure our products deliver outstanding benefits to our customers.

altech®

altech super stools

Altech Super Stools are Australia's highest quality work platforms. Our Low, High and Ultra High range offers the widest available choice of heights, and our innovative locking system is unsurpassed for safety.

Unlike those of other manufacturers, our unique spring-loaded locking system locks stool legs in place in both the closed and open position, providing maximum security.

Altech Super Stools are light and tough and feature two handles; one on the side for carrying when folded, and a top handle for easy maneuverability when in use.

Safer to use and offering considerably wider coverage than a stepladder, Altech Super Stools are simpler and more convenient than trestle ladders and a plank. Our variable lengths offer a stool for every exigency, whether it be larger areas or confined spaces, and quick release and set leg clips provide fast height adjustment. They're also ideal when steps are in the way – just fold one side up, and when working on uneven ground – adjust each leg to suit the conditions.

Durable and compact, Altech Super Stools also feature deep 'vee' knurls for secure foothold, superior cast aluminum end caps, dimpled special grade rubber feet for a firm grip, and easy slide telescopic legs, offering height adjustment in 20mm increments.

Options and Specifications

Low: 425mm–575mm

High: 550mm–800mm

Ultra High: 775mm–1100mm
(the highest in the Australian market)


Available in lengths from 1.25m to 3.5m

200kg working load limit

Folding and locking system bears Australian Patent No. 2005100826

Exceeds Australian/New Zealand standards AS/NZS 1576.5-1995 Cl. 7

Standard finish for caps and legs is mill finish. Powdercoat finish available by special request. Stool illustrated features powdercoat colour Dulux Safety Yellow.



The twin handles allow the Super Stool to be easily moved when in the upright position, and easily carried when in the folded position.



Deep 'vee' knurls for secure foot hold



Legs lock into place in both the extended and folded positions so there's no risk of collapse while standing on the stool, nor of the legs swinging out when carrying the stool



New Release! Altech Super Stools-Double are available now, providing added safety with a 450mm wide double-width work platform, in a full range of lengths and heights and with the same superior features. Ask for more details.



Superior cast aluminium end caps are tough and durable, and as a theft deterrent, can be stamped with the owner's name and phone number



Quick release and set leg clips provide fast height adjustment

Easy slide telescopic legs adjustable in 20mm increments

Dimpled special grade rubber feet for a firm grip



altech super stools double

Altech Super Stools - Double, with their double-width platform and their innovative leg locking system, are the safest work platforms available on the Australian market. These stools offer the widest available choice of heights, in a Low, High and Ultra High range.

Altech Super Stools - Double have all the benefits of a Super Stool, as well as the added advantage of a wider and safer platform.

Unlike those of other manufacturers, our unique spring-loaded locking system locks stool legs in place in both the closed and open position, providing maximum security.

Altech Super Stools - Double are light and tough and feature two handles; one on the side for carrying when folded, and a top handle for easy maneuverability when in use

Safer to use and offering considerably wider coverage than a stepladder, Altech Super Stools - Double are simpler and more convenient than trestle ladders and a plank.

Our variable lengths offer a stool for every exigency, whether it be larger areas or confined spaces, and quick release and set leg clips provide fast height adjustment. They're also ideal when steps are in the way – just fold one side up, and when working on uneven ground – adjust each leg to suit the conditions.

Durable and compact, Altech Super Stools - Double also feature deep 'vee' knurls for secure foothold, superior cast aluminium end caps, dimpled special grade rubber feet for a firm grip, and easy slide telescopic legs, offering height adjustment in 20mm increments.

Options and Specifications

Low: 425mm–575mm

High: 550mm–800mm

Ultra High: 775mm–1100mm

(the highest in the Australian market)

Double-width platform: 450mm wide

Available in lengths from 1.25m to 3.5m

200kg working load limit

Folding and locking system bears Australian Patent

No. 2005100826

Exceeds Australian/New Zealand standards

AS/NZS 1576.5-1995 Cl. 7



The twin handles allow the Super Stool to be easily moved when in the upright position, and easily carried when in the folded position.



Deep 'vee' knurls for secure foot hold



Legs lock into place in both the extended and folded positions so there's no risk of collapse while standing on the stool, nor of the legs swinging out when carrying the stool



Superior cast aluminium end caps are tough and durable, and as a theft deterrent, can be stamped with the owner's name and phone number



Quick release and set leg clips provide fast height adjustment

Easy slide telescopic legs adjustable in 20mm increments

Dimpled special grade rubber feet for a firm grip

altech flexi stools

The Altech Flexi Stool is our unique solution to industry demand for a 'mix and match' stool system, and comes in two versions - Ultimate and Economy. Our original Ulti-mate version is foldable and locks in the open and closed positions. The Economy version which is more cost effective, is non-foldable but to fold away and transport them, simply unclamp and slide off the plank.

A product of years of intensive research and development, this innovative product delivers total flexibility and superior functionality over any other work platform available today.

Designed for versatility, simply choose the most suitable combination of platform length and leg height that best suits the job.

All that's needed is to slide two quick release detachable Flexi Legs onto an Altech Supasafe Plank. If a longer platform is needed, simply add a third Flexi Leg to the system and create a work platform up to 6m long. Altech Flexi Legs are also designed to work with other plank brands, and come in Low, High and Ultra High sizes. Altech Flexi Legs are fully height adjustable and lock securely and safely into position.

Feature Comparison

	Economy	Ultimate
Slides & Clamps on	✓	✓
Height Adjustable	✓	✓
Non-Folding Legs	✓	-
Folding Legs	-	✓



Sturdy cast aluminium hinge bracket incorporates spigots to receive legs at optimum angle.



Clamping bolt firmly secures the Flexi Leg to the plank

Spring loaded plunger pin locks the legs securely in position (Ultimate)



Dimpled special grade rubber feet for a firm grip.

Quick release and set leg clips provide fast height adjustment. Legs are fully height adjustable.



Options and Specifications

Low: 425mm-575mm

High: 550mm-800mm

Ultra High: 775mm-1100mm

Available in 2 types: Economy & Ultimate

For a single span platform: Use an Altech Supasafe Plank of any length from 1.25m to 3.5m along with two Altech Flexi Legs of the required height.

For a longer platform: Use an Altech Supasafe Plank of any length from 4m to 6m along with three Altech Flexi Legs inserting one leg in the centre.

Altech Supasafe Flexi Legs can also be used with most other manufacturers' planks.

Industrial duty rating with a WLL of 200kg at a maximum span of 2.75m.

Exceeds Australian/New Zealand Standards AS/NZS 1576.5-1995 Cl. 7

Altech Flexi Stool system with detachable legs bears Australian Patent No. 2008100429

Assembling the Altech Flexi Stool is quick and easy

1. Select an Altech Supasafe Plank or any other plank, in a length that best suits the job
2. For the height required, choose Low, High or Ultra High legs
3. Slide the Flexi Legs onto each end of the plank in the recommended positions
4. If a platform longer than 3.5m is required, use a longer plank and simply slide a third Flexi Leg to the centre of the plank
5. Hand-tighten the clamping bolts to secure the Flexi Legs to the plank
6. Ensure that the plunger pins have locked the legs in the 'open' position
7. Adjust leg height to obtain optimum platform height
8. The Altech Flexi Stool is now ready to use

altech flexi stools double

The Altech Flexi Stool - Double is our unique solution to industry demand for a 'mix and match' stool system with a 450mm wide platform.

Altech Flexi Stools - Double have all the benefits of Flexi Stools - Economy, as well as the added advantage of a wider and safer platform.

A product of years of intensive research and development, this innovative product delivers total flexibility and superior functionality over any other work platform available today.

Designed for versatility, simply choose the most suitable combination of platform length and leg height that best suits the job.

All that's needed is to slide two quick release detachable Flexi Legs - Double onto two Altech Supasafe Planks that are clamped together with a pair of Altech Twin-Plank Clamps. If a longer platform is needed, simply add a third Flexi Leg - Double to the system and create a work platform up to 6m long. Altech Flexi Legs are also designed to work with other plank brands, and come in Low, High and Ultra High sizes. They are fully height adjustable.



Clamping bolt firmly secures the Flexi Leg to the plank



altech saw horse trestles



Our lightweight Altech Saw Horse Trestles allows you to create a safe, stable and sturdy trestle that adjust to the length of timber you use.

Options and Specifications

2 platform heights: 750mm & 900mm
Other heights available on request

Max. load: 150kg

Weight:
750mm - 2.15 kg / leg
900mm - 2.50 kg / leg

Timber not included

Conforms to Australian Standards

Australian Patent No. 2008100429

Manufactured in Australia



Tightening bolt to safely lock timber into place

Take a length of 90x45mm timber, ensuring that it will bear the maximum load of 150kg at the required span. Slide the Altech Saw Horse legs onto the 2 ends, making sure that the legs are at least 50mm in from the ends. Fix the legs into position by tightening the clamping bolts and the Saw Horse Trestle is now ready for use.

altech supasafe trestles

Altech Supasafe Trestles are manufactured in aluminium making them light yet tough, and come with adjustable or fixed legs. The adjustable legs feature dimpled, high-grade rubber feet and quick release and set clips, while the stiles on every Altech Supasafe Trestle are adequately angled to provide stability, and spaced to support a 450mm wide twin-plank platform.

Altech Supasafe Trestles come in seven different heights, and can be set up as a single bay or as multiple bays, and can be incorporated with Altech's Supasafe Handrail System from a height of 2.4m and beyond.

To easily reach required heights, all Altech Supasafe Trestles have rungs available every 300mm, and all rungs are fluted to provide a safe, anti-slip surface. Telescopic legs allow up to 260mm of height variation, while adjustment every 20mm ensures stability on uneven ground.

Options and Specifications


Available in heights of 1.2, 1.8m, 2.4m, 3.0m, 3.6m, 4.2m and 4.8m.

Choose from fixed or adjustable legs.

Can be set up as a single bay or as multiple bays.

Supasafe Trestle System is Industrial Duty Rated and provides a 225kg WLL.


Conforms to Australian and New Zealand standards, AS/NZS 1892.1:1996




The stiles on every Altech Supasafe Trestle are spaced to support a 450mm wide twin-plank platform



Positive stops ensure trestle opens to ideal angle



All rungs are fluted to provide a safe, anti-slip surface



The adjustable legs feature dimpled, high-grade rubber feet and quick release clips



altech supasafe handrail system

The Altech Supasafe Handrail System, when used with Altech Supasafe Planks and Supasafe Trestles, provides a secure and safe fall-protected trestle system. Altech Supasafe Handrail System may be used as a single bay or as a multiple bay system to create a continuous and stable work platform.

Designed for use at heights up to 4.8 metres, the Altech Supasafe Handrail System uses outriggers instead of dead weights, offering greater security, stability and safety.

Use Altech Supasafe Planks between four and six metres in length, and clamp together with Altech Twin-Plank Clamps. The Altech Supasafe Handrail System includes three telescopic, fully adjustable handrails, providing complete fall protection. A spreader bar securely holds the trestles open, adding to the system's safety features.

Options and Specifications

Designed to suit Altech Supasafe Trestles in five heights; 2.4m, 3.0m, 3.6m, 4.2m and 4.8m.

Span from 3.4m up to 5.4m using Altech Supasafe Planks in 4.0m, 5.0m or 6.0m lengths.

Altech Supasafe Handrail Single Bay Kit is to be used to form a single bay system.

Altech Supasafe Handrail Link-on Kit is to be used for each additional bay

Complies with all relevant Workplace Occupational Health and Safety regulations and standards

Supasafe Handrail Single Bay System

2 x Supasafe Planks (Choose from Standard/Deluxe/Premium and from 4m/5m/6m lengths)

2 x Supasafe Trestles (Choose from Fixed/Adjustable legs and from 2.4m/3.0m/3.6m/4.2m/4.8m heights)

1 x Supasafe Handrail Single Bay Kit

Supasafe Handrail Additional Bay System

2 x Supasafe Planks (Choose from Standard/Deluxe/Premium and from 4m/5m/6m lengths)

1 x Supasafe Trestle (Choose from Fixed/Adjustable legs and from 2.4m/3.0m/3.6m/4.2m/4.8m heights)

1 x Supasafe Handrail Link-On Kit




Handrail ends provide fall protection at platform end



Quick fit and release grasps hold hand rail firmly onto vertical post arms



The Altech Supasafe Handrail System includes three telescopic, fully adjustable handrails



Spring loaded bolt assists in locking vertical post securely onto rungs



Spreader bar securely holds the trestle open



Altech Supasafe Handrail System uses outriggers instead of dead weights, offering full stability and safety

Options and Specifications

Available in three ranges: Standard, Deluxe and Premium

Available in eight different lengths, from 1.5m to 6m

For a small fee, plank ends can be stamped with the owner's name and phone number.

205kg working load limit

Maximum single plank span 3m

Altech Supasafe Planks conform to Australian standards AS 1577-1993

altech supasafe planks

Altech Supasafe Planks are not only the best value for money planks in the Australian market, but they also represent uncompromised quality and innovation in many aspects of safety and performance. The use of structural-grade aluminum alloy in the manufacture of all Altech Supasafe Planks, delivers extra strength and durability, providing peace of mind and many years of trouble free use.

Unlike other manufacturers, our Supasafe Planks come in three ranges – Standard, Deluxe and Premium thus catering for a range of price points and applications.

All our planks feature four unique vee-grooved knurls on each side for superior grip. In addition to this, our Deluxe and Premium ranges are equipped with superior EPDM rubber friction strips that are ribbed for firmer foothold.

Altech's commitment to quality means our planks have tough cast aluminium end caps fitted with countersunk head rivets, avoiding protruding heads and unsightly welded joints. They also feature two strong internal stiffening webs to provide increased rigidity and greater impact resistance.

Using our compact and lightweight Altech Twin-Plank Clamps, two planks can be quickly and easily joined to form a 450mm wide twin-plank working platform.

Standard

Deluxe

Premium

Feature Comparison

	Standard	Deluxe	Premium
Knurled Ribs Top	✓	✓	✓
Knurled Ribs Base	✓	✓	✓
Rubber Strip Top	-	-	✓
Rubber Strip Base	-	✓	✓



Altech Supasafe Planks feature two strong internal stiffening webs to provide increased rigidity and greater impact resistance.



Knurled Ribs for superior grip on top and base



Anti-slip ribbed Rubber Strips

altech supasafe clamps

Our lightweight Altech Twin-Plank Clamps allow you to join together two Altech Supasafe Planks to form a twin-plank working platform that then enables a wider span. Manufactured exclusively for use with Altech Supasafe Planks, and a choice of Standard, Deluxe or Premium planks, Altech Twin-Plank Clamps are compact and easy to use.

There are no bulky clamps over the plank surface to cause a tripping hazard.

Two Altech Twin-Plank Clamps along with two Supasafe Planks form a 450mm wide work platform with a 205kg Working Load Limit, enabling a maximum span of 5 metres. This conforms to Australian Standard AS 6001-1999.



Altech Twin-Plank Clamps are simple to install

1. Place two Altech Supasafe Planks side-by-side on trestle rungs at the required height.
2. Slide two Altech Twin-Plank Clamps into position between the planks and space evenly across the span with bolt-heads upright.
3. Tighten clamps with allen key provided, ensuring top and bottom curved clamp jaws are engaged with the planks' corner ribs.
4. The twin-plank working platform is ready to use.



Altech Supasafe Clamps should be positioned approximately 1/3 of the plank length in from the plank ends, and can easily be fitted with an allen key

**Thanks for your interest
in Altech Access Systems.**

For details of your nearest distributor, more information about the products in this brochure, or about our upcoming releases of;

**Altech Mini Mobile Platforms
Altech Mobile Towers**

Please call us on 1800 ALTECH

altech®

Altech Equipment

87 Mason Street, PO Box 44
Campbellfield Victoria 3061 Australia

Free Call: 1800 ALTECH (258324)

Telephone: +61 3 9357 9750

Facsimile: +61 3 9357 9751

Email: sales@altechaccess.com

www.altechaccess.com