

Üllö®

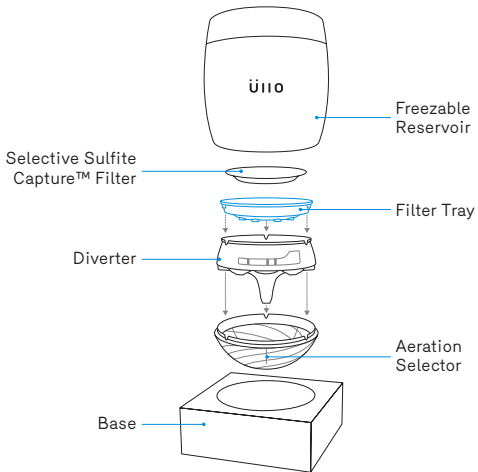
THE WINE PURIFIER

A decorative blue triangle pointing upwards, filled with a grid of white icons. The icons include various symbols such as triangles, circles, and abstract shapes, some of which resemble the letters 'U' and 'O'.

CHILL™
START GUIDE

ULLOWINE.COM

ASSEMBLY



GENERAL INFORMATION

Üllo Chill™ is designed to purify, aerate and optionally chill a bottle of wine (750ml) from room temperature to approximately 60°F (16°C) cellar temperature.

Üllo Chill™ works with all wines including reds, whites, and rosés. Some white wines, often sauvignon blanc, have low levels of natural carbonation and may take longer to purify. Wines with high levels of carbonation, like sparkling wines and champagne, are not recommended for purification for this reason.

Selective Sulfite Capture™ filters are single use. Each full bottle filter purifies one bottle of wine (750ml). Each single glass filter purifies one glass of wine (150ml).

For maximum sulfite removal and enhanced chilling, you may pass your wine through the same filter a second time.

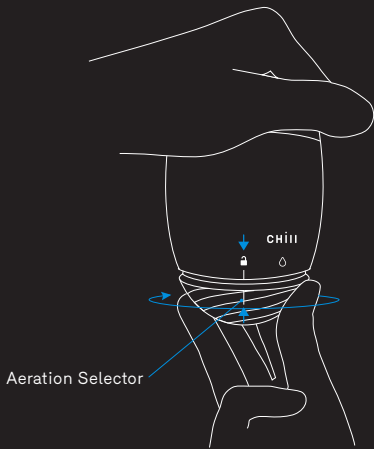
Partially used full bottle filters may be reused on the remaining wine the next day if the filter is rinsed with water and stored in the refrigerator overnight.

To clean, simply rinse and dry Üllo Chill™ after use. Alternatively, all parts separate and are dishwasher safe in the top rack.

Additional information and support is available at:
ULLOWINE.COM

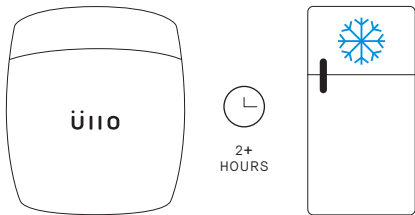


ü

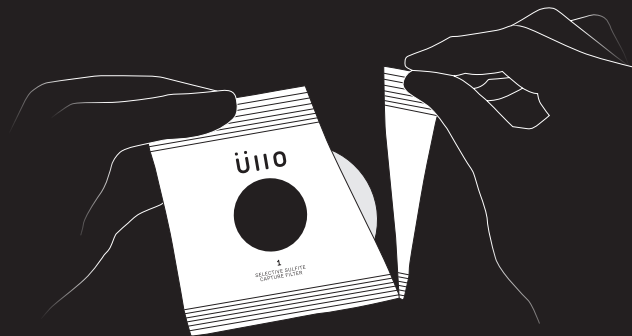


ROTATE AERATION SELECTOR LEFT AND
ALIGN WITH  TO SEPARATE.



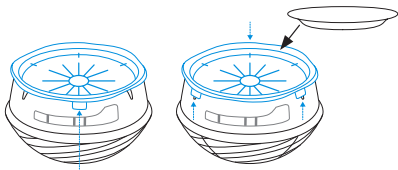
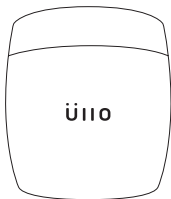


TO CHILL, RESERVOIR MUST BE FROZEN PRIOR TO USE. FOR BEST RESULTS, FREEZE OVERNIGHT ON THE **COLDEST** SETTING.



OPEN FILTER POUCH CAREFULLY TO
AVOID DAMAGING FILTER.



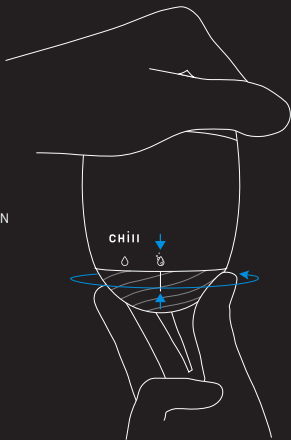



INCORRECT

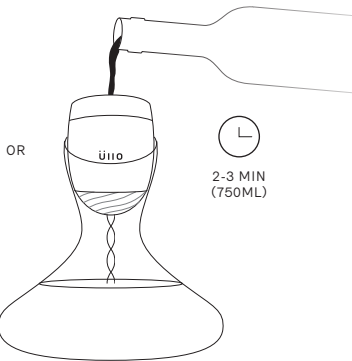
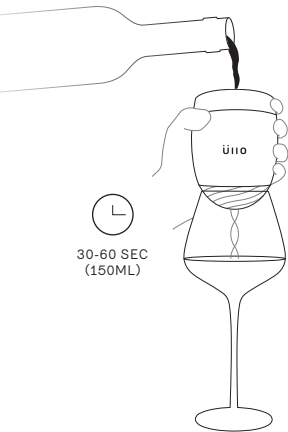
CORRECT

CENTER FILTER ON BLUE FILTER TRAY. ENSURE TRAY IS SNAPPED INTO THE CORRECT POSITION.

- UNLOCK
- NO AERATION
- AERATION

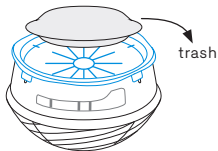
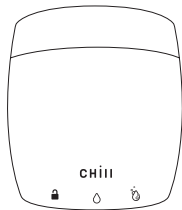


TO ASSEMBLE, ALIGN AERATION SELECTOR WITH  AND INSERT INTO BOTTOM OF RESERVOIR. ROTATE TO ALIGN SELECTOR WITH AERATION PREFERENCE.

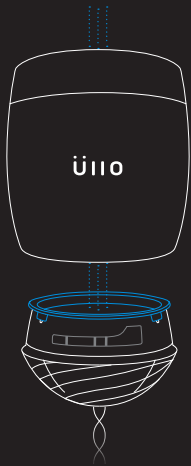


OR

HOLD CHILL™ AND POUR WINE INTO RESERVOIR. WINES PURIFY AT DIFFERENT RATES AND SHOULD SLOW DOWN DURING USE.



AFTER USE, ROTATE AERATION SELECTOR BACK TO .
SEPARATE DEVICE AND DISCARD USED FILTER.



SIMPLY RINSE WITH WATER AND DRY. ONCE DRY,
RESERVOIR MAY BE STORED IN YOUR FREEZER.

EARN FREE FILTERS AT
ULLOWINE.COM/PUREMAGIC



üilo[®]

THE WINE PURIFIER

HOW DO YOU-ÜLLO?
SHARE YOUR ÜLLO EXPERIENCE.

[@ULLOWINE](#)

ÜLLO IS A REGISTERED TRADEMARK OF ÜLLO LLC. PATENT INFO AT [ULLOWINE.COM/IP](#).