

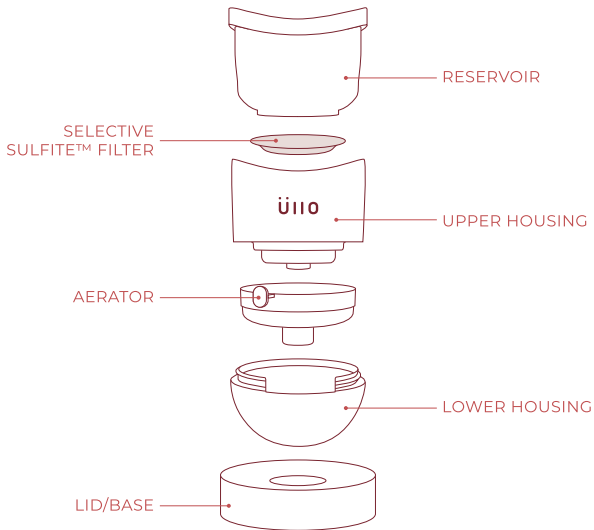


**OPEN**  
BY ÜLLO

## Quick Start Guide

For more information visit  
[ULLOWINE.COM](http://ULLOWINE.COM)

# Assembly



# General Information

Open™ by Üllo® works with red, white, and rosé wines to remove sulfites, reduce histamines and aerate as you pour.

Full bottle filters (included) each purify one bottle (750 mL) of wine. Replace filter with each new bottle of wine. Single glass filters are available at [ullowine.com](http://ullowine.com) and should be replaced with each new glass (150 mL) of wine.

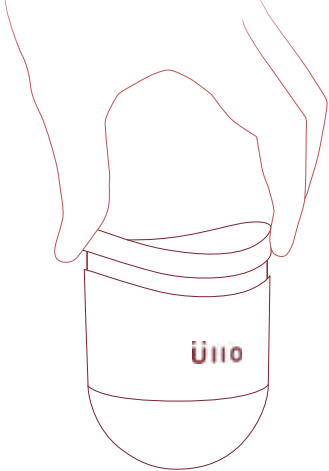
Some wines filter more slowly due to carbonation. These wines, including sparkling and Champagne, will lose carbonation and are not recommended.

Maximum sulfite removal may be achieved by passing your wine through the same filter a second time.

Wine may filter more slowly after the first pour.

Dispose of filter after use. If a filter is ripped or torn, place in a sealed bag for easier disposal. Do not use damaged filters.

Simply rinse Open™ by Üllo® with water after use. Alternatively, all parts come apart and are dishwasher safe in the top rack.



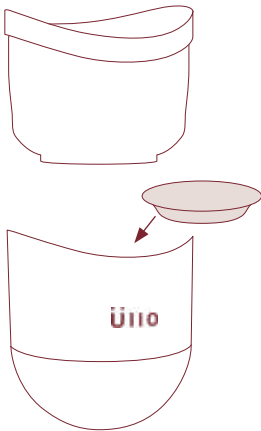
After removing lid, lift reservoir.

1



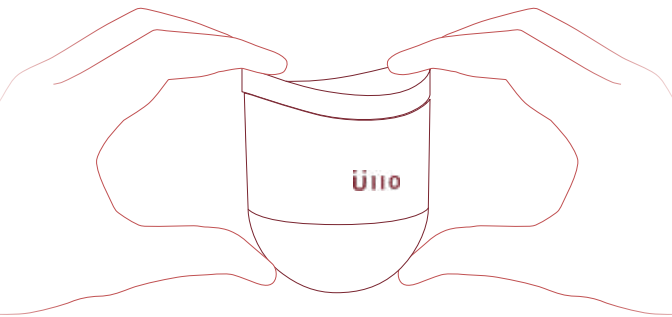
Carefully tear open pouch and remove filter.

2



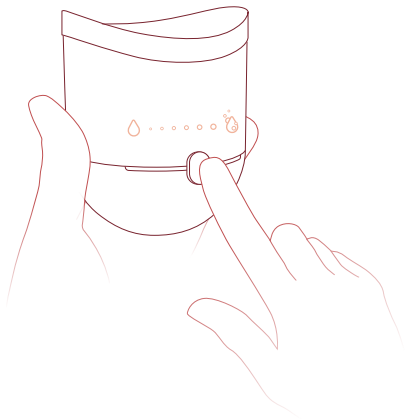
Center filter in bottom of upper housing.

3



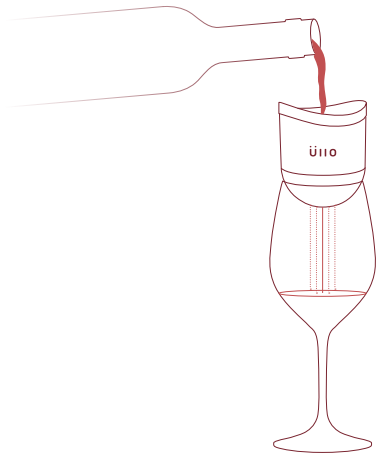
Snap reservoir in place.





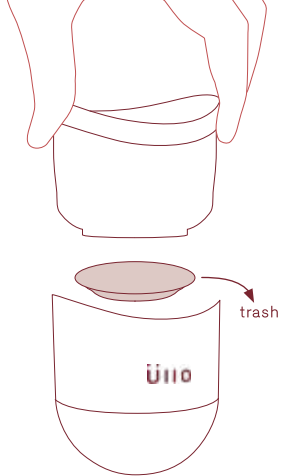
Set aeration to desired level.



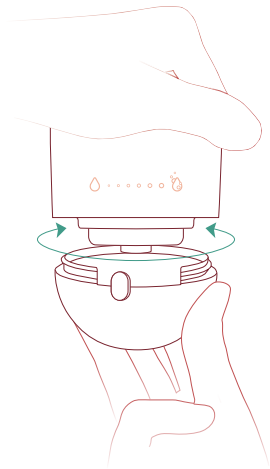


Pour wine slowly.

Wines flow at different rates and may slow down during use. Flow will be restricted if bubbles form on the filter due to carbonation.



After use, remove reservoir and discard used filter.



Rinse with water to clean or twist off to separate for a deeper clean.



**OPEN**  
BY ÜLLO

Experience wine open and free.

Order replacement filters at  
[ULLOWINE.COM](http://ULLOWINE.COM)

Üllo is a registered trademark of Ullo LLC. Patents at [ullowine.com/patents](http://ullowine.com/patents).