



# WINTER CARE TIPS FOR INFLATABLE KAYAKS & PADDLEBOARDS

Storing your inflatable kayaks and paddleboards properly during the winter season is essential.

Keep reading for winter care tips for these versatile vessels.

It's almost that time when some of us must put away our summer water toys and say goodbye to them until spring. Are you looking for ways to keep your inflatable kayaks or paddleboards safe during the winter? You will find all the information you need here for proper care and storage.

We have easy-to-follow winter tips that will help you store them in the right way, making sure they are ready to use when spring rolls around! Whether you're an expert kayaker, paddleboarder, or beginner, we have you covered. Read on to learn our tips and tricks, so we can help make your winter equipment care a little easier.

## Where Should You Store Your Inflatable Kayaks or iSUP?



### Avoid the Elements

Choosing to store your inflatable paddleboard or kayak outside can subject it to the weather and elements and leave it exposed to dirt and grime. Not to mention the damage the sun can inflict on your inflatable SUP. Here are some issues you can face if you store your board outside:



#### Sunlight or Extreme Heat

Your kayak or stand-up paddleboard may become discolored and suffer damage from the UV rays that arrive with sunlight. Direct sunlight UV rays might make your board lose its color and fade. Store your beautiful board away from direct sunlight to keep its wonderful appearance.



#### Moisture

Moisture is yet another important reason to store your kayak or inflatable paddle board indoors. Mildew will begin to grow on a piece of damp equipment, which over time could harm your deck pad and give your kayak or board an awful smell. Make sure to dry your board well before storing it (particularly if you have washed it), and keep it somewhere it won't get damp.



#### Clean Before Storing

Before storing your iSUP or inflatable kayak for storage for the winter, you should give them a thorough cleaning. The board should be quite easy to clean with water and soap after all the adventures you've been on. If you wait until spring cleaning, a stain that is currently simple to remove could turn into a permanent fixture.

## Storing Your Kayak or iSUP Inflated vs Deflated


Before storing your inflatable water sports gear for an extended period, it is best to deflate it. It isn't worth the extra space your board will take up to keep it inflated all winter once you know you have finished paddling for the year.

Deflating before storage also has the advantage of providing the fabric's drop stitch seams some much-needed rest. However, it is acceptable to leave your board inflated during the winter if you have the space and it is clean, dry, and in a location with minimal temperature fluctuations.



## Diferent Ways to Store an Infatable Kayak or Infatable Stand-up Paddleboard


You may store your iSUP in one of three ways, each of which has advantages. Whichever method you choose is up to you, but they each will save you space and worry about exposure to outdoor elements.



#### The Burrito Method


This method entails rolling the deflated board or kayak like a burrito. You must ensure that all the air is out before continuing.

Roll and smooth the board section by section, like you would when preparing to store an air mattress. You can store the board or kayak once it is in a tight roll.



#### Bag It Up

The very same roll and smooth approach can be used to guarantee that the board has deflated. Be as thorough as you can when deflating your board since it will be easier to zip the board into the bag the smaller it is. Your iSUP or kayak and all of the attachments should fit in your bag.



#### Semi-inflated

You can store your stand-up paddleboard or inflatable kayaks inflated if you have the room. However, it is advised that you release some air to reduce the PSI. When you aren't using the SUP or kayak, there is no benefit to leaving it fully inflated.

Your inflatable SUP will remain in better condition if you occasionally avoid fully inflating it. When you store your kayak or SUP in this manner, you won't have to fully inflate it when you go to use it the following time; instead, you'll just need to top it off with air.

## TAKING CARE OF YOUR EQUIPMENT WILL ENSURE YEARS OF FUN

The time it takes for you to follow these guidelines will be well worth it. Inflatable kayaks and paddleboards are an investment, and we understand that.

Our customer care team is available and dedicated to responding to your questions.

We are an authorized dealership for each of the brands we list, allowing us to offer you a guarantee supported by the manufacturer. At SplashyMcFun.com, we want you to shop without stress.



www.SplashyMcFun.com

info@splashymcfun.com

(888)-897-7527